


*ASSEMBLY INSTRUCTIONS*  
*COASTER FINE FURNITURE*



*Fine Furniture for every stage of life*

**920081**  
***FLOOR LAMP***

REVISION 0: 09/08/2019  
REVISION 1: 08/29/2023

# ITEM:920081



## ASSEMBLY INSTRUCTIONS

### ASSEMBLY TIPS:

1. Remove hardware from box and sort by size.
2. Please check to see that all hardware and parts are present prior to start of assembly.
3. Please follow attached instructions in the same sequence as numbered to assure fast & easy assembly.



### WARNING!

1. Don't attempt to repair or modify parts that are broken or defective. Please contact the store immediately.
2. This product is for home use only and not intended for commercial establishments.

ASSEMBLY TIME

5 MINUTES

## PARTS IDENTIFICATION

AN POST HOLDER



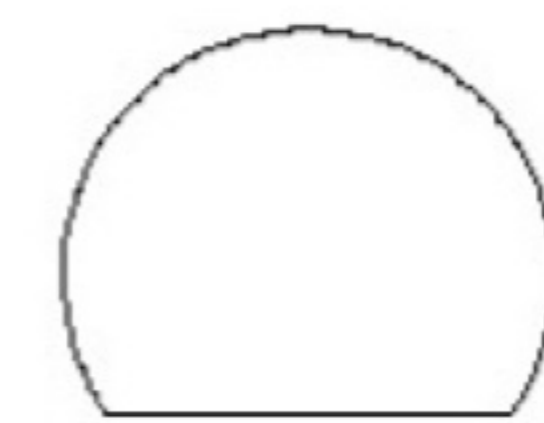
1PC

CN LED BULB



1PC

BN SHADE



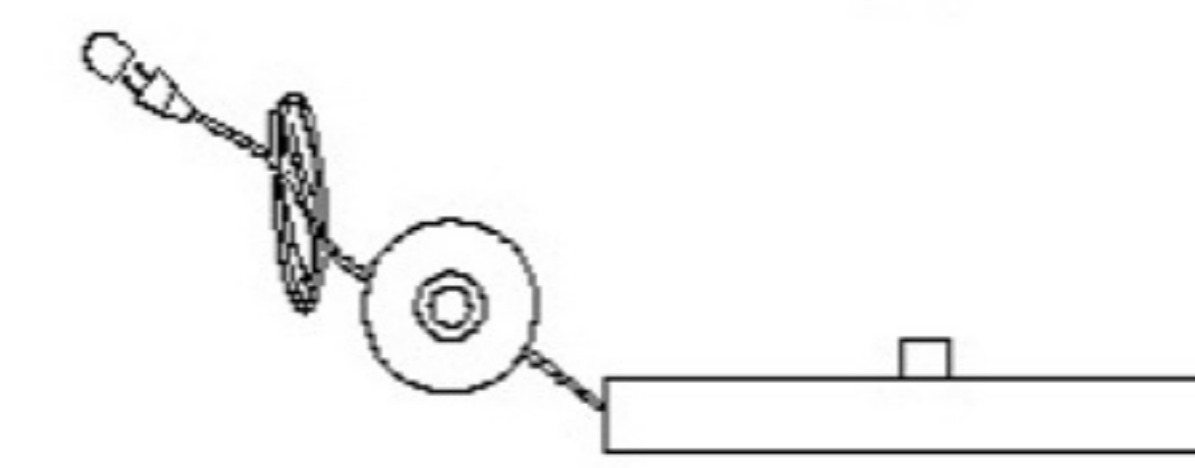
1PC

DN TUBE



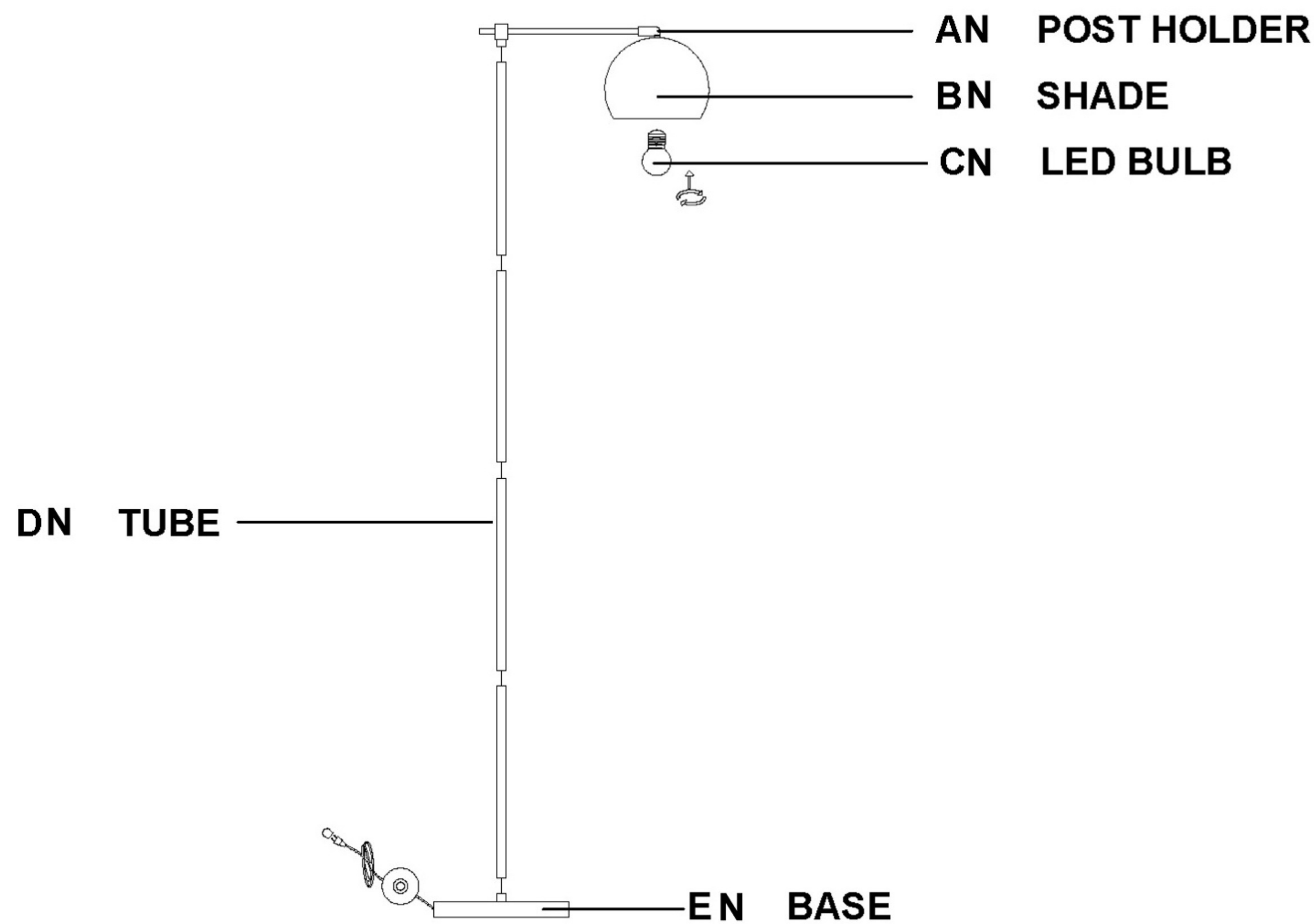
4PC

EN BASE



1PC

## STEP 1

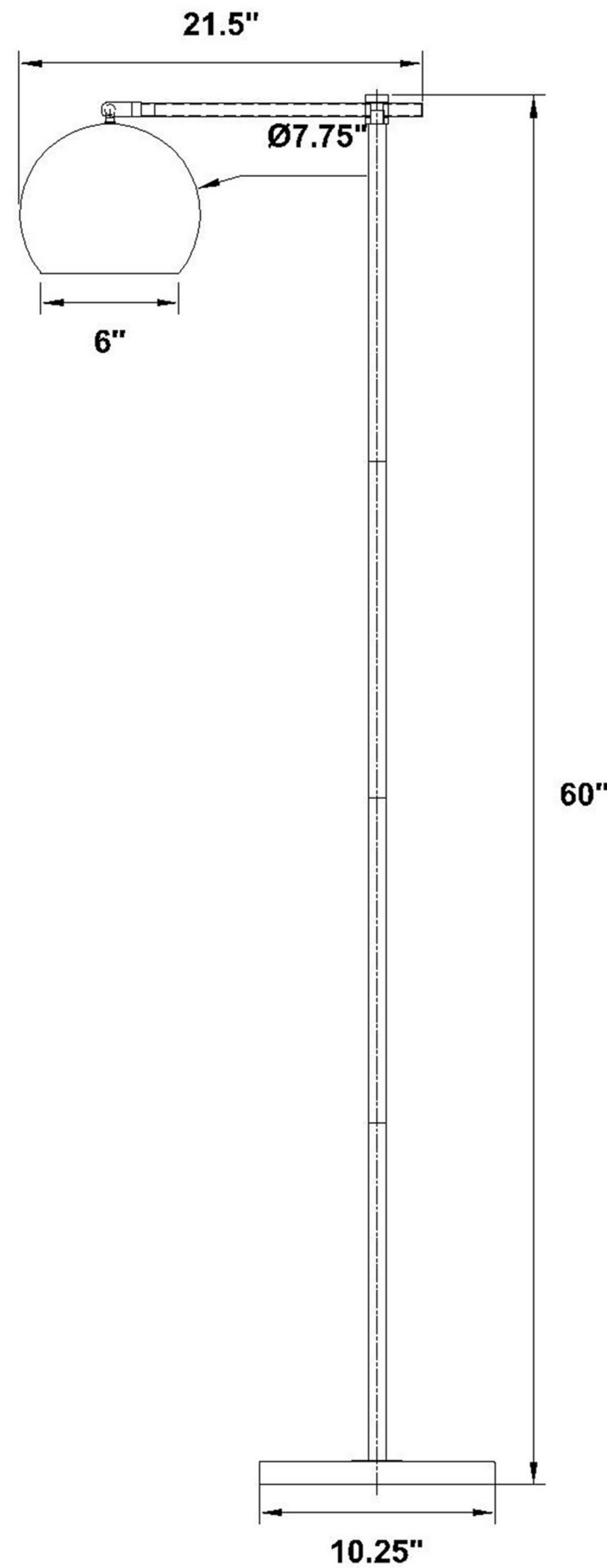


As a safety feature, and to reduce the risk of electric shock, this portable lamp includes a polarized plug (one blade is wider than the other). The plug will fit into a polarized outlet in a single direction only. If the plug does not fit fully in the outlet, reverse the plug and try again.

If it still does not fit, contact a qualified electrician. DO NOT use with an extension cord unless, can be fully inserted. DO NOT alter the plug.

**ITEM: 920081**

**PRODUCT/PART DIMENSIONS**



As a safety feature, and to reduce the risk of electric shock, this portable lamp includes a polarized plug (one blade is wider than the other).

The plug will fit into a polarized outlet in a single direction only.

If the plug does not fit fully in the outlet, reverse the plug and try again.

If it still does not fit, contact a qualified electrician. DO NOT use with an extension cord unless, can be fully inserted. DO NOT alter the plug

FLOOR LAMP:TYPE A LED BULB 9W