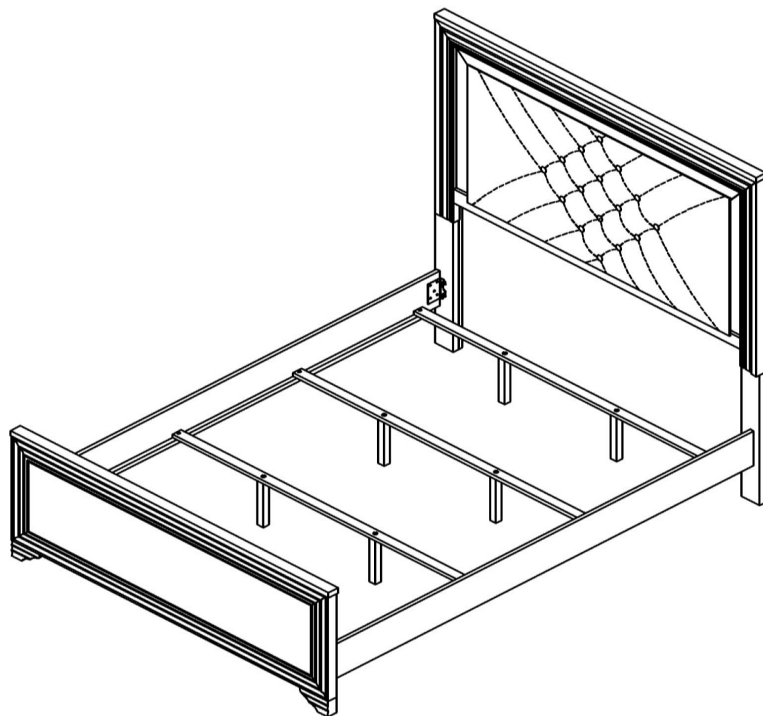


*ASSEMBLY INSTRUCTIONS*  
*COASTER FINE FURNITURE*



*Fine Furniture for every stage of life*

**223571KE(B1-B3)**  
**Eastern King Bed**

REVISION 0 : 05/18/2020  
REVISION 1 : 12/11/2020

# ITEM: 223571KE(B1-B3)



## ASSEMBLY INSTRUCTIONS

### ASSEMBLY TIPS:

1. Remove hardware from box and sort by size.
2. Please check to see that all hardware and parts are present prior to start of assembly.
3. Please follow attached instructions in the same sequence as numbered to assure fast & easy assembly.



### WARNING!

1. Don't attempt to repair or modify parts that are broken or defective. Please contact the store immediately.
2. This product is for home use only and not intended for commercial establishments.



ASSEMBLY TIME

20 MINUTES

## PARTS IDENTIFICATION

### B1 ( BOX 1 )

A HEADBOARD PANEL



1PC

B LEFT HEADBOARD LEG



1PC

C RIGHT HEADBOARD LEG



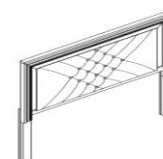
1PC

AD ADAPTER



1PC

223571KE (B1)  
\*FROM BOX 1  
HEADBOARD  
COMPLETE



1PC

C 223571KE (B2)  
\*FROM BOX 2  
FOOTBOARD



1PC

### B2 ( BOX 2 )

D FOOTBOARD




1PC

E BED SLAT



4PCS

F BED SLAT  
SUPPORT WITH  
LEVELER



8PCS

### B3 ( BOX 3 )

G BED RAIL



2PCS

### NOTE:

Phillips head screw driver is required in the assembly process; however, manufacturer does not provide this item.

# ITEM: 223571KE(B1-B3)



## ASSEMBLY INSTRUCTIONS

### ASSEMBLY TIPS:

1. Remove hardware from box and sort by size.
2. Please check to see that all hardware and parts are present prior to start of assembly.
3. Please follow attached instructions in the same sequence as numbered to assure fast & easy assembly.







### WARNING!





1. Don't attempt to repair or modify parts that are broken or defective. Please contact the store immediately.
2. This product is for home use only and not intended for commercial establishment

## HARDWARE IDENTIFICATION

### Z-B1 (BOX 1) - HARDWARE PACK IS LOCATED IN 223571KE (B1)

1	<b>LONG BOLT</b> (M8 x 40mm - BLK)		6PCS
2	<b>LOCK WASHER</b> (M8 - BLK)		6PCS
3	<b>FLAT WASHER</b> (M8 x 18mm - BLK)		6PCS
4	<b>ALLEN WRENCH</b> (M5 x 65mm - BLK)		1PC

### Z-B2 (BOX 2) - HARDWARE PACK IS LOCATED IN 223571KE (B2)

5	<b>SHORT BOLT</b> (M8 x 20mm - RBW)		8PCS
6	<b>FLAT WASHER</b> (M8 x 18mm - RBW)		8PCS
7	<b>ALLEN WRENCH</b> (M5 x 65mm - BLK)		1PC
8	<b>PAN HEAD SCREW</b> (M4 x 32mm - BLK)		8PCS

### NOTE:

Phillips head screw driver is required in the assembly process; however, manufacturer does not provide this item.

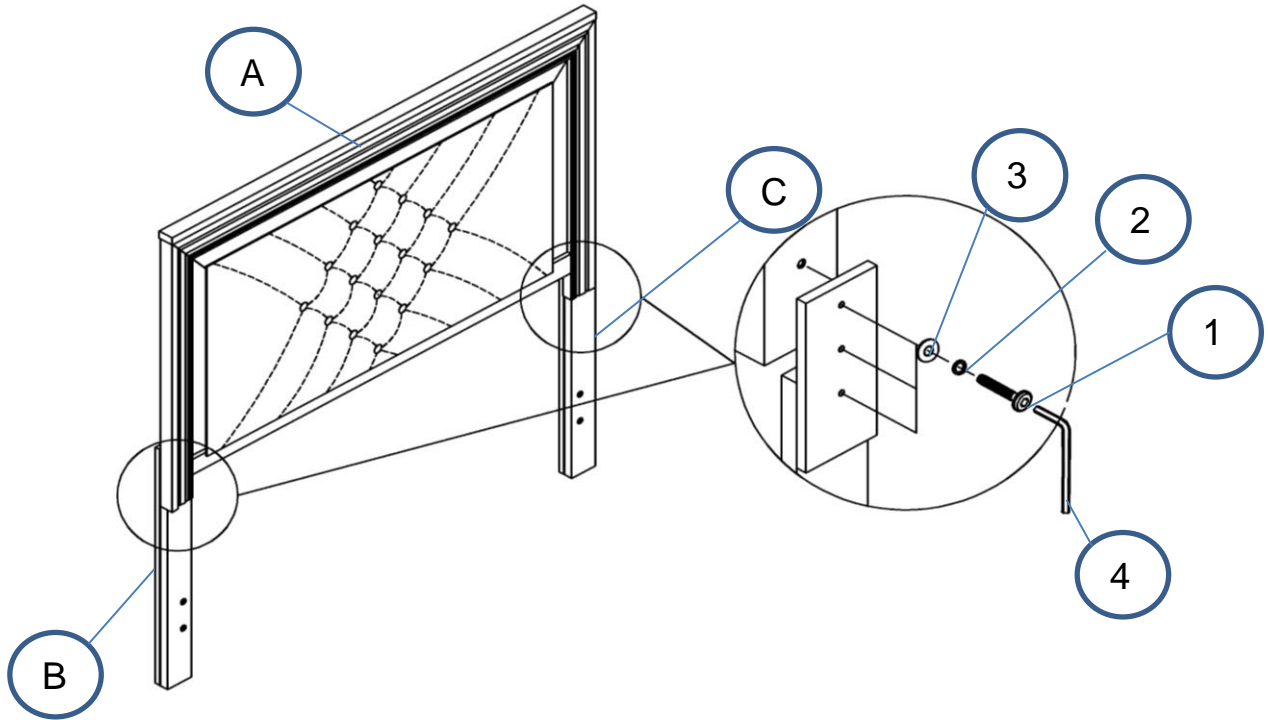
ITEM: **223571KE(B1-B3)**



**ASSEMBLY INSTRUCTIONS**

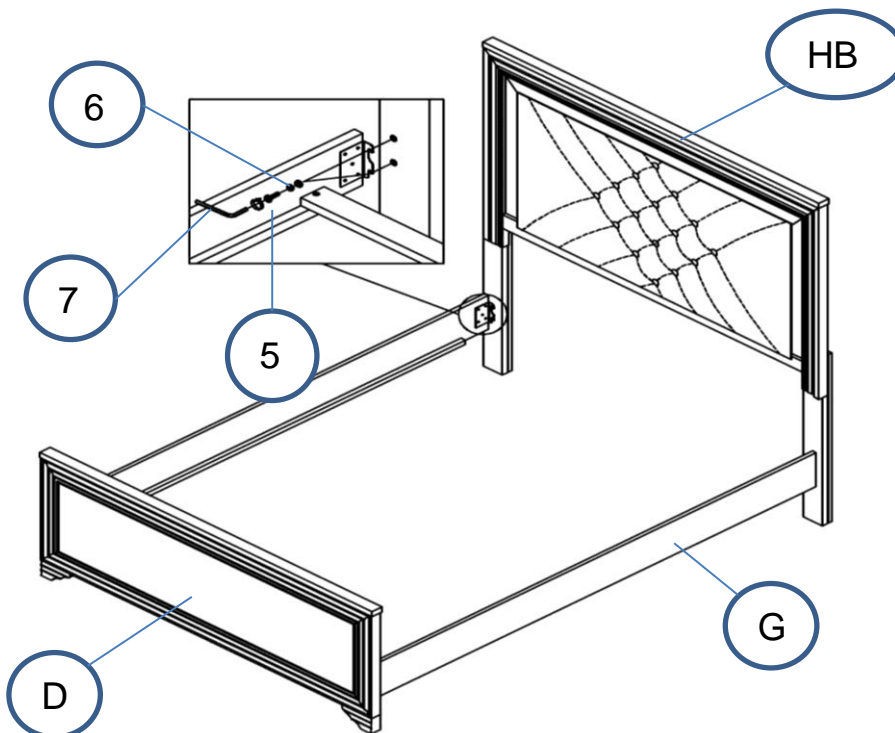
**223571KE (B1) - BOX 1**

**STEP 1**



**223571KE (B1-B3) - BOX 1 TO BOX 3**

**STEP 2**

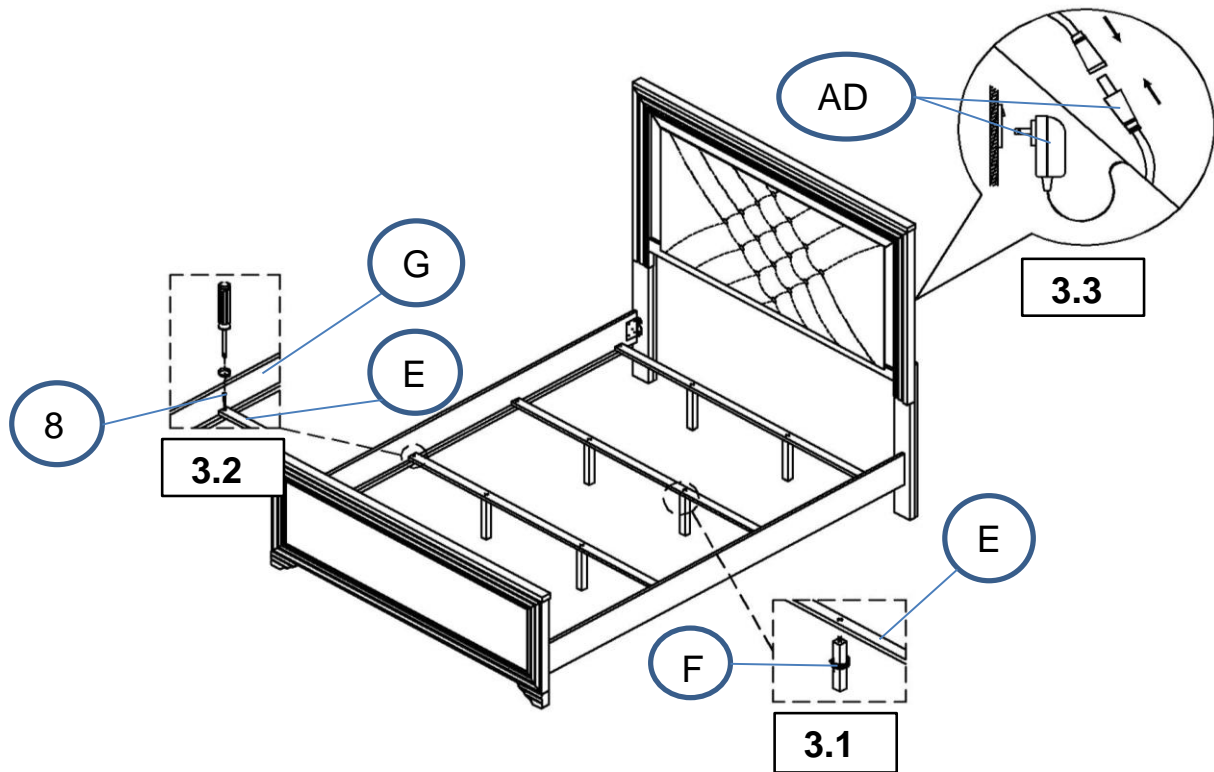


ITEM: **223571KE(B1-B3)**

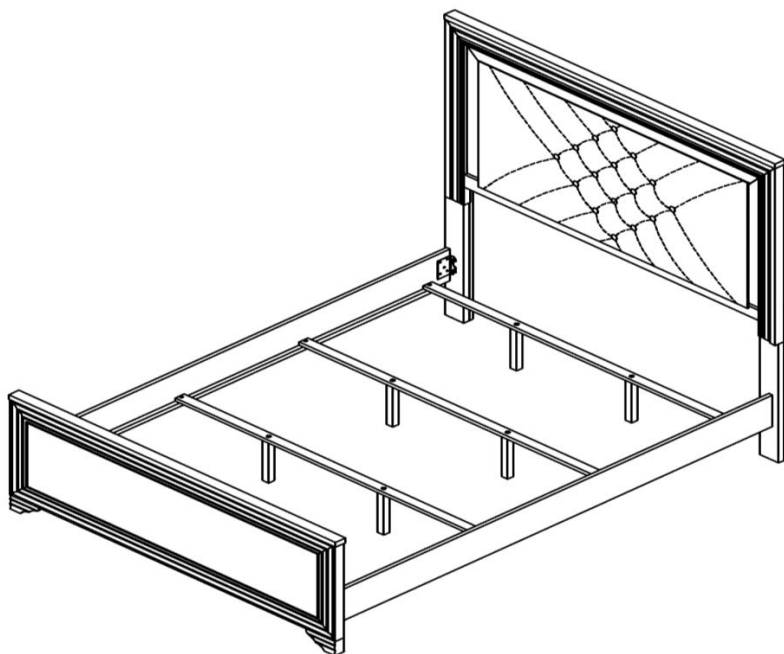


**ASSEMBLY INSTRUCTIONS**

**STEP 3**



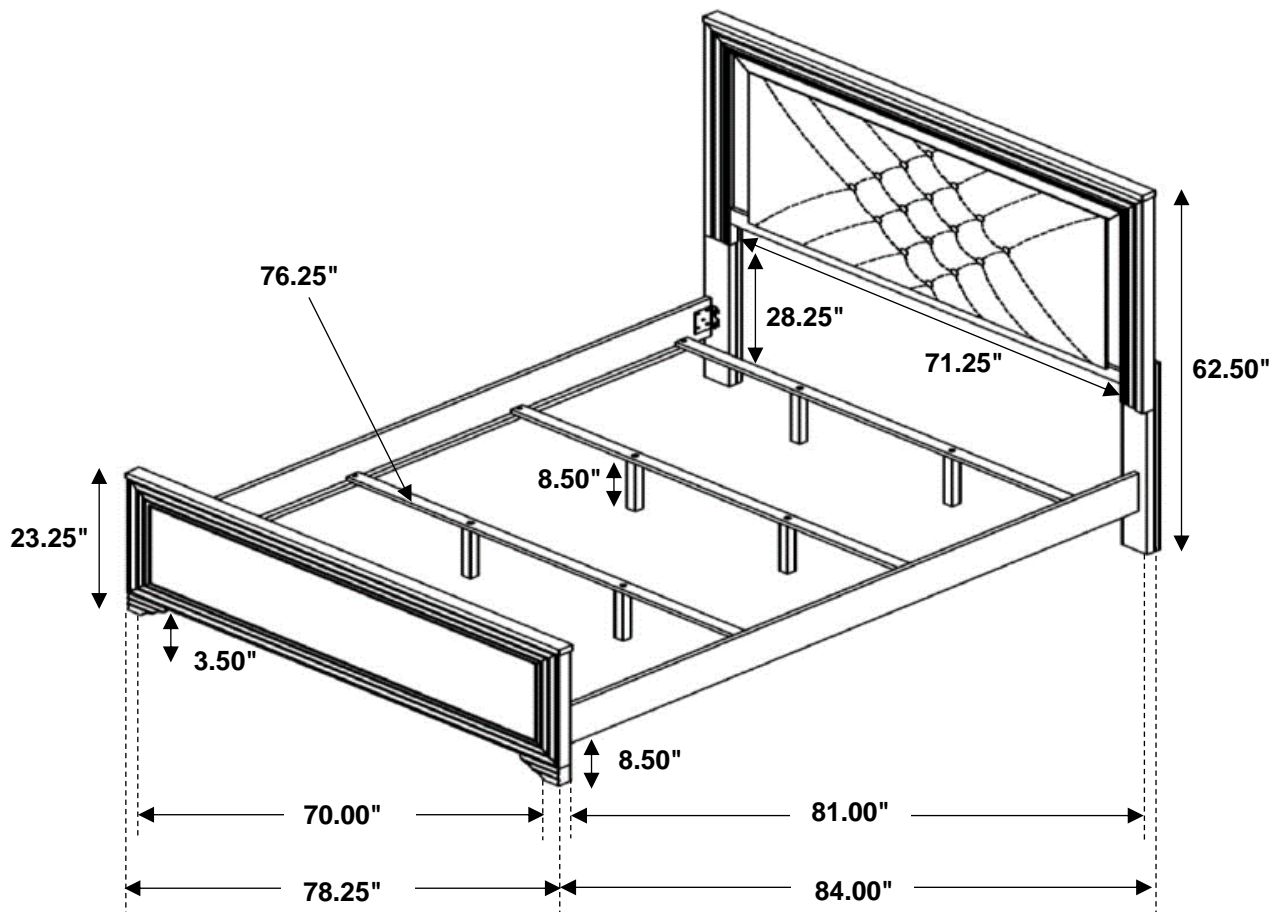
**STEP 4**  
**COMPLETE**



ITEM: **223571KE(B1-B3)**



Inner Size: 76.50"W X 81.00"D



Note: Dimension tolerance  $\pm 5\%$