

ASSEMBLY INSTRUCTIONS
COASTER FINE FURNITURE



Fine Furniture for every stage of life

108221
Dining Table

ITEM: **108221**



ASSEMBLY INSTRUCTIONS

ASSEMBLY TIPS:

1. Remove hardware from box and sort by size.
2. Please check to see that all hardware and parts are present prior to start of assembly.
3. Please follow attached instructions in the same sequence as numbered to assure fast & easy assembly.



WARNING!

1. Don't attempt to repair or modify parts that are broken or defective. Please contact the store immediately.
2. This product is for home use only and not intended for commercial establishments.

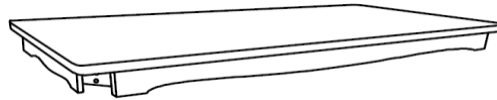


ASSEMBLY TIME

15 MINUTES

PARTS IDENTIFICATION

A TOP



1PC

B LEG



4PCS

HARDWARE IDENTIFICATION

1 ALLEN WRENCH
(M5 - BLK)



1PC

2 BOLT
(M8 x 70mm - RBW)



8PCS

3 LOCK WASHER
(M8 - RBW)



8PCS

4 FLAT WASHER
(M8 - RBW)

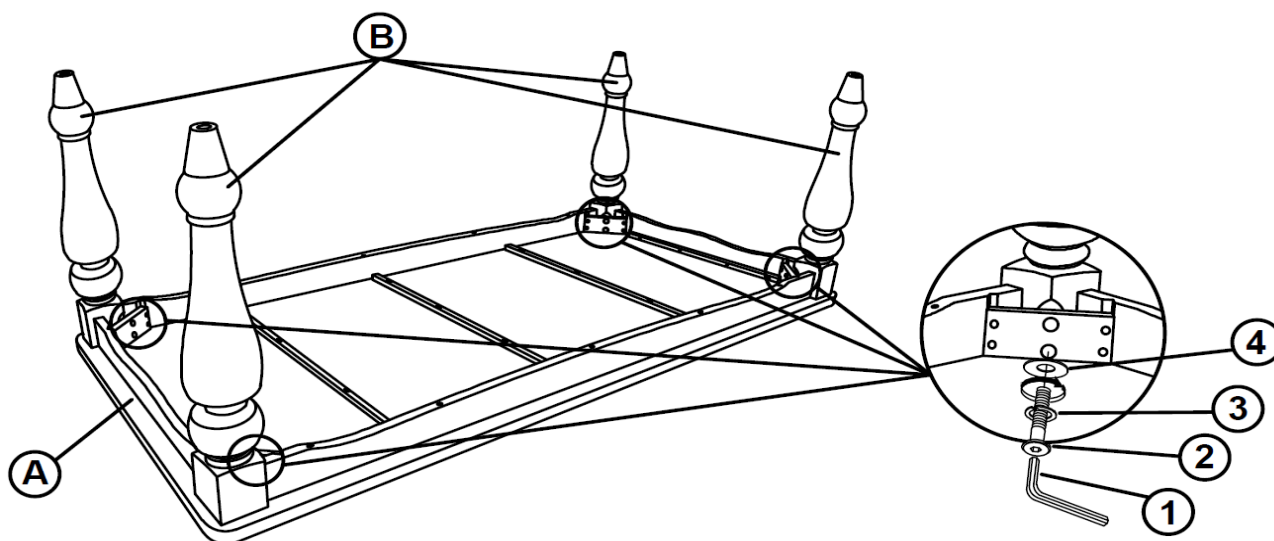


8PCS

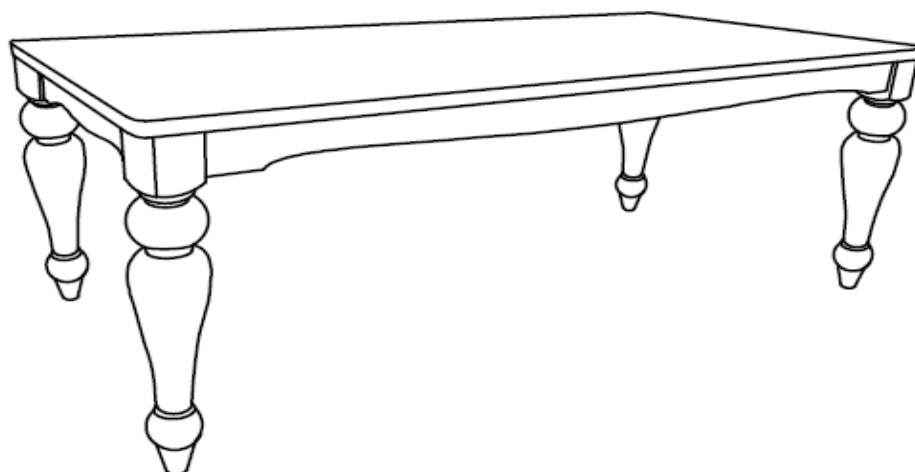
ITEM: **108221**

ASSEMBLY INSTRUCTIONS

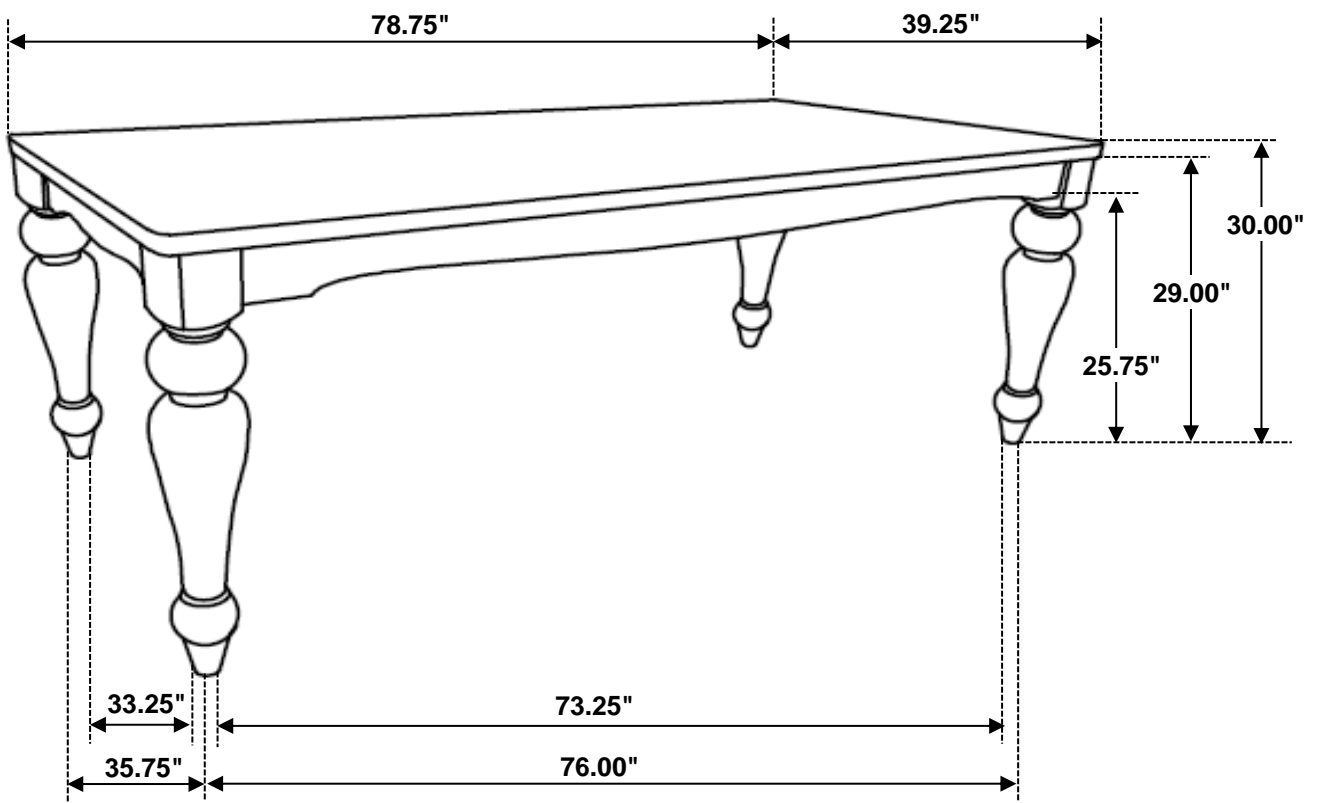
STEP 1



STEP 2
COMPLETE



ITEM: 108221



Note: Dimension tolerance $\pm 5\%$