



ASSEMBLY INSTRUCTIONS COASTER FINE FURNITURE



Fine Furniture for every stage of life

901805

JEWELRY ARMOIRE

REVISION 0: 08/22/2019

REVISION 1: 05/11/2020

PAGE 1 OF 3

COASTERFURNITURE.COM

ITEM: 901805

ASSEMBLY INSTRUCTIONS



ASSEMBLY TIPS:

- 1.Remove hardware from box and sort by size.
- 2.Please check to see that all hardware and parts are present prior to start of assembly.
- 3.Please follow attached instructions in the same sequence as numbered to assure fast & easy assembly.



WARNING!

- 1.Don't attempt to repair or modify parts that are broken or defective. Please contact the store immediately.
- 2.This product is for home use only and not intended for commercial establishments.



ASSEMBLY TIME

15 MINUTES

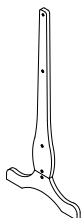
PARTS IDENTIFICATION

A MIRROR CABINET



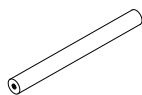
1 PC

B LEG



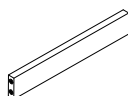
2 PCS

C ROUND BAR



2 PCS

D RAIL



1 PC

Z HARDWARE IDENTIFICATION

1 BIG BOLT M6*25mm



8PCS

2 MAIN CONNECTING SCREWS Ø 0.5x6.5mm



2PCS

3 PLASTIC WASHER Ø 3mm



2PCS

4 ALLEN KEY M6x6.7



1PC

5 WOOD STOPPER Ø 12.5

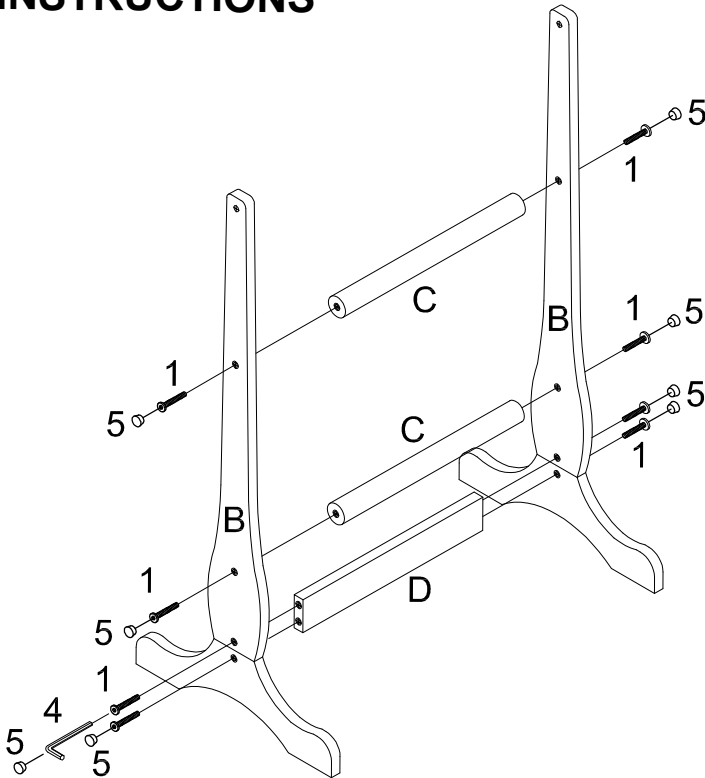


8PCS

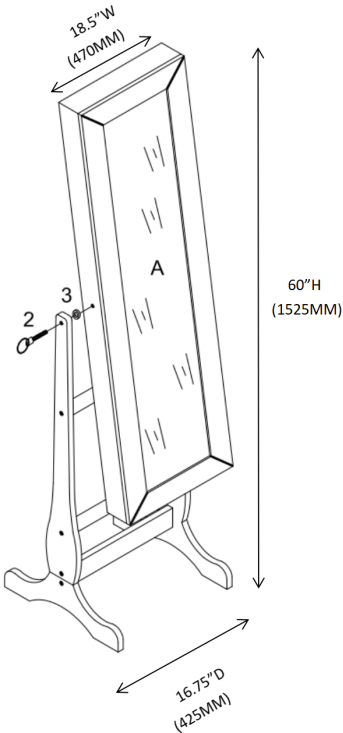
ITEM :901805

ASSEMBLY INSTRUCTIONS

STEP 1



STEP 2



Note: Dimension tolerance $\pm 5\%$