


## ASSEMBLY INSTRUCTIONS COASTER FINE FURNITURE



*Fine Furniture for every stage of life*

**103612WHT**  
***Dining Chair***

REVISION 0 : 11/07/2015  
REVISION 1 : 01/03/2019  
REVISION 2 : 06/06/2019  
REVISION 3 : 09/23/2019  
REVISION 4 : 03/20/2023  
REVISION 5 : 11/18/2023

ITEM:103612WHT



# ASSEMBLY INSTRUCTIONS

## ASSEMBLY TIPS:

1. Remove hardware from box and sort by size.
2. Please check to see that all hardware and parts are present prior to start of assembly.
3. Please follow attached instructions in the same sequence as numbered to assure fast & easy assembly.



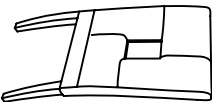
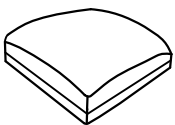

### WARNING!

1. Don't attempt to repair or modify parts that are broken or defective. Please contact the store immediately.
2. This product is for home use only and not intended for commercial establishments.







ASSEMBLY TIME

15 MINUTES

## PARTS IDENTIFICATION

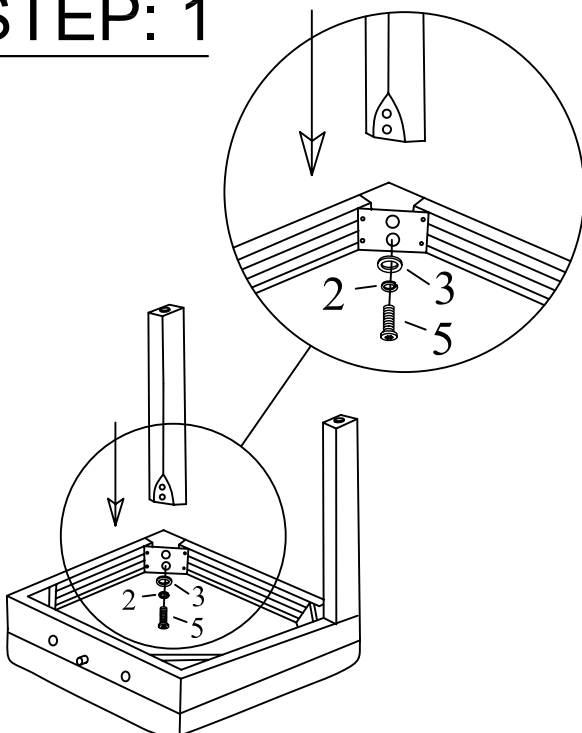
- A CHAIR BACK  1PC
- B SEAT  1PC
- C FRONT LEGS  2PCS

## Z HARDWARE IDENTIFICATION

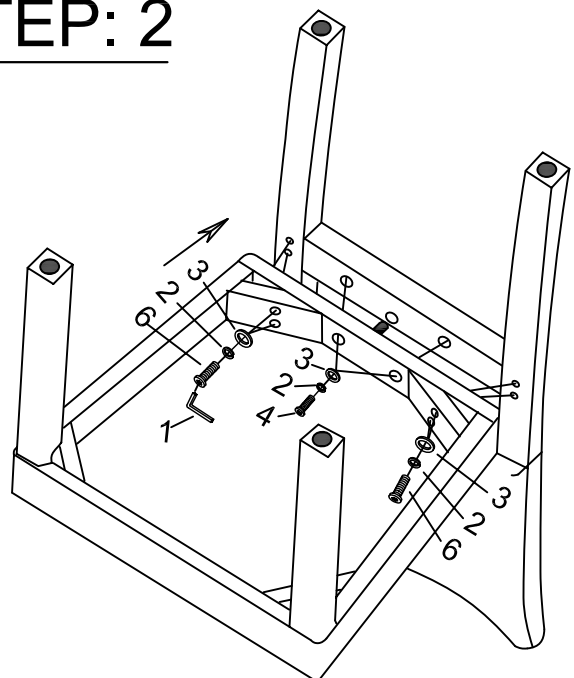
NO	DESCRIPTION	FIGURE	Q' TY
1	ALLEN KEY 5mm		1PC
2	LOCK WASHER 5/16"		10PCS
3	FLAT WASHER 5/16"		10PCS
4	BOLT 5/16X2"		2PCS
5	BOLT 5/16X2-1/4"		4PCS
6	BOLT 5/16X3-1/2"		4PCS

NOTE:  
Quantities shown are for one chair.

## STEP: 1

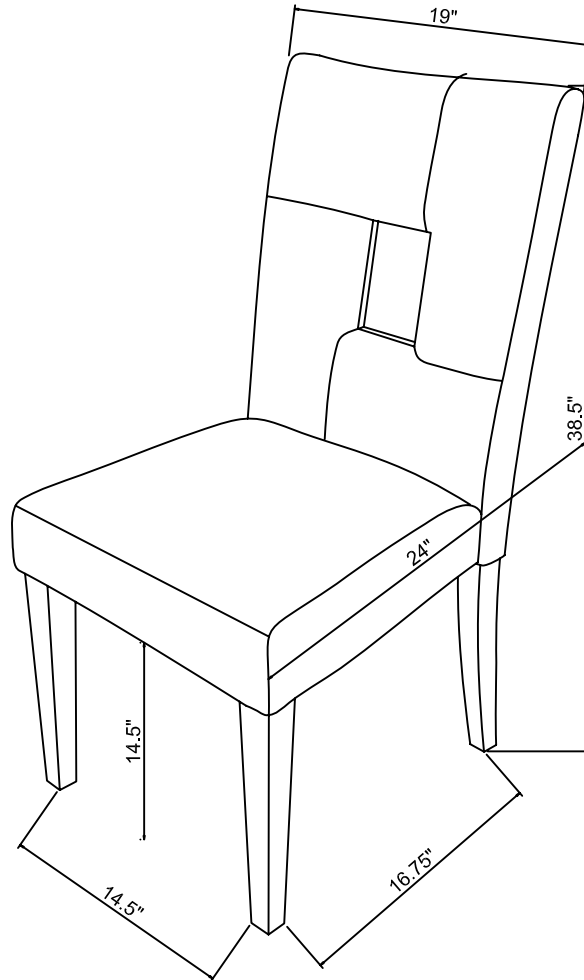


## STEP: 2



ITEM:103612WHT

# ASSEMBLY INSTRUCTIONS



Note: Dimension tolerance  $\pm 5\%$