

*ASSEMBLY INSTRUCTIONS*  
*COASTER FINE FURNITURE*



*Fine Furniture for every stage of life*

**108472**  
***Side Chair***

# ITEM: 108472



## ASSEMBLY INSTRUCTIONS


### ASSEMBLY TIPS :

1. Remove hardware from box and sort by size.
2. Please check to see that all hardware and parts are present prior to start of assembly.
3. Please follow attached instructions in the same sequence as numbered to assure fast & easy assembly.



### WARNING !

1. Don't attempt to repair or modify parts that are broken or defective. Please contact the store immediately.
2. This product is for home use only and not intended for commercial establishments.



ASSEMBLY TIME

15 MINUTES

## PARTS IDENTIFICATION

A	BACK FRAME		1PC
B	FRONT LEG FRAME		1PC
C	LEFT SIDE RAIL		1PC
D	RIGHT SIDE RAIL		1PC
E	LEFT STRETCHER		1PC
F	RIGHT STRETCHER		1PC
G	SUPPORT BAR		2PCS
H	SEAT CUSHION		1PC

### NOTE :

Quantities shown are for one chair.

Phillips head screw driver is required in the assembly process ; However, manufacturer not provide this item.

# ITEM: 108472



## ASSEMBLY INSTRUCTIONS

### ASSEMBLY TIPS :


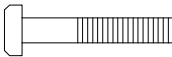





1. Remove hardware from box and sort by size.
2. Please check to see that all hardware and parts are present prior to start of assembly.
3. Please follow attached instructions in the same sequence as numbered to assure fast & easy assembly.



### WARNING !

1. Don't attempt to repair or modify parts that are broken or defective. Please contact the store immediately.
2. This product is for home use only and not intended for commercial establishments.

## HARDWARE IDENTIFICATION

1	<b>ALLEN WRENCH</b> (M5 x 65MM - BLK)		1PC
2	<b>BOLT</b> (M8 x 50MM - BLK)		4PCS
3	<b>LOCK WASHER</b> (5/16" - BLK)		4PCS
4	<b>LONG PAN HEAD SCREW</b> (#8 x 1 1/2" - BLK)		4PCS
5	<b>SHORT PAN HEAD SCREW</b> (#8 x 1 1/4" - BLK)		4PCS
6	<b>L BRACKET</b> (ZY 447 - BLK)		3PCS
7	<b>FLAT HEAD SCREW</b> (M3.5 x 16MM- RBW)		6PCS

### NOTE :

Quantities shown are for one chair.

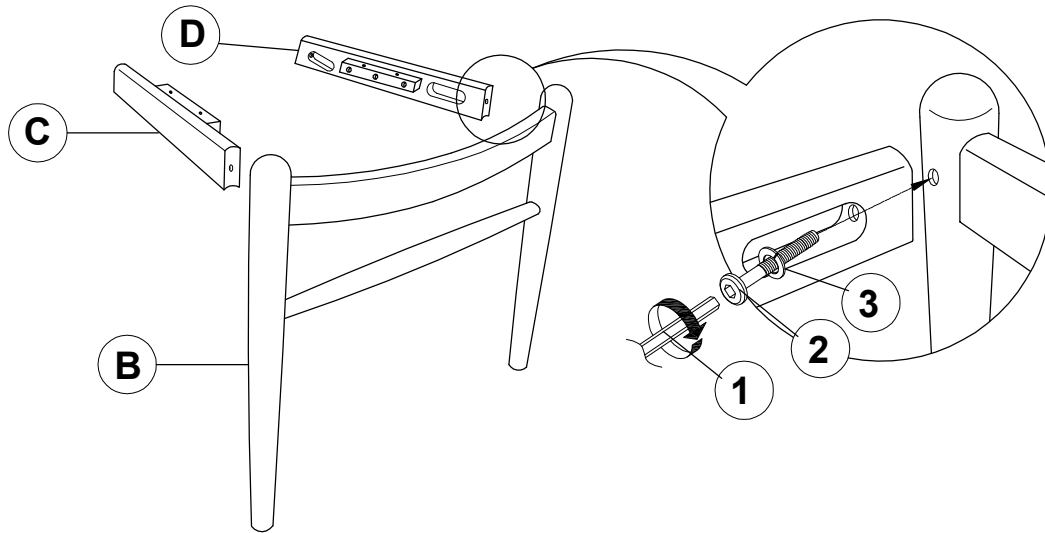
Phillips head screw driver is required in the assembly process ; However, manufacturer not provide this item.

ITEM: 108472



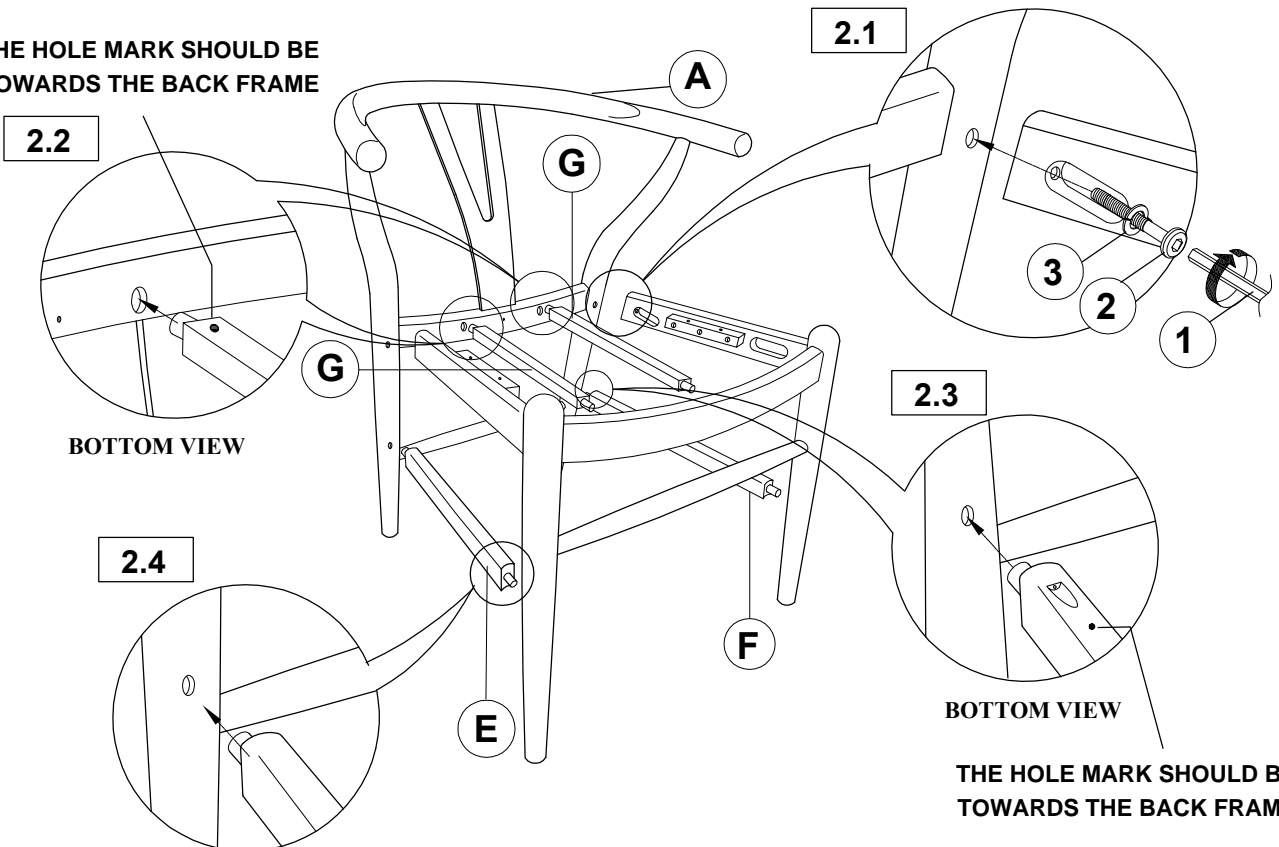
# ASSEMBLY INSTRUCTIONS

## STEP 1



## STEP 2

THE HOLE MARK SHOULD BE TOWARDS THE BACK FRAME

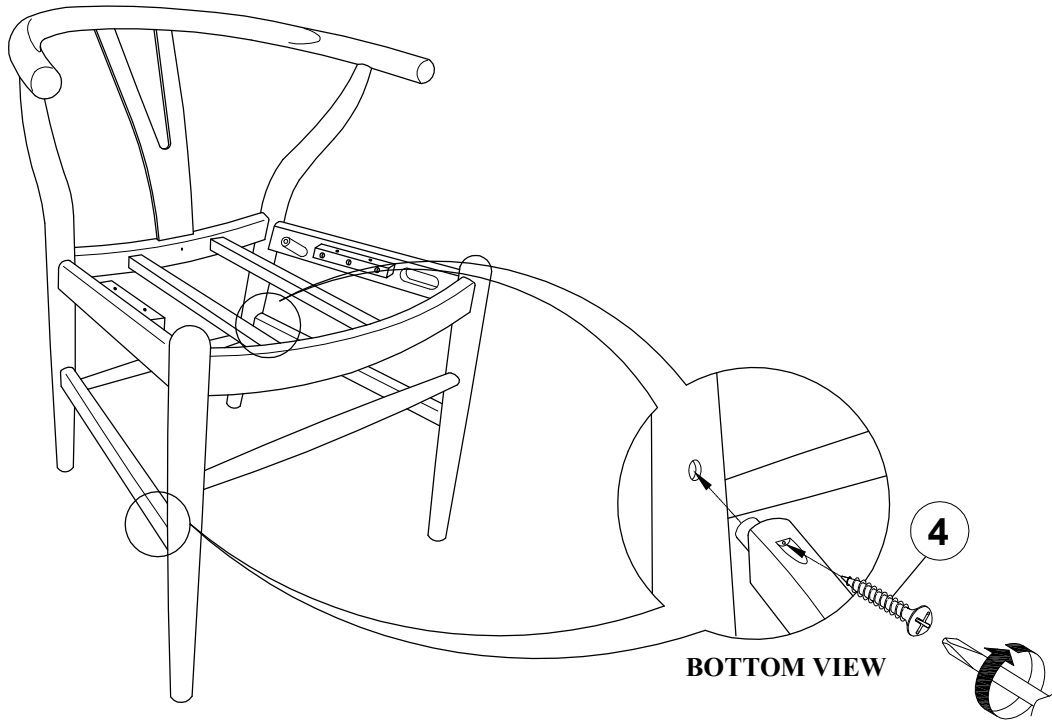


ITEM: **108472**

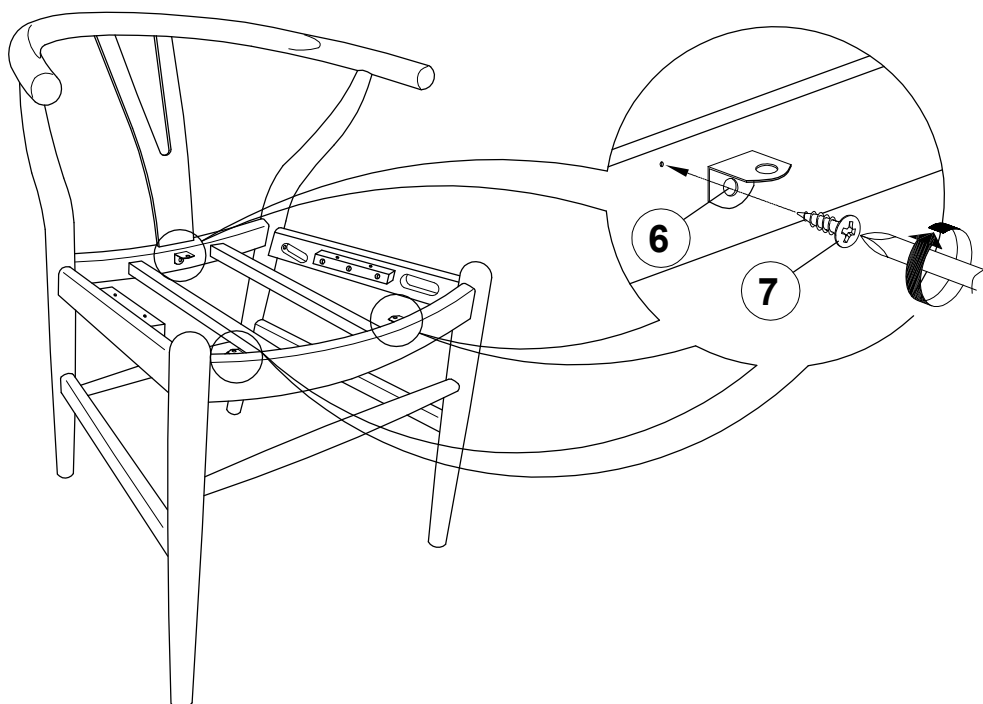


**ASSEMBLY INSTRUCTIONS**

**STEP 3**



**STEP 4**

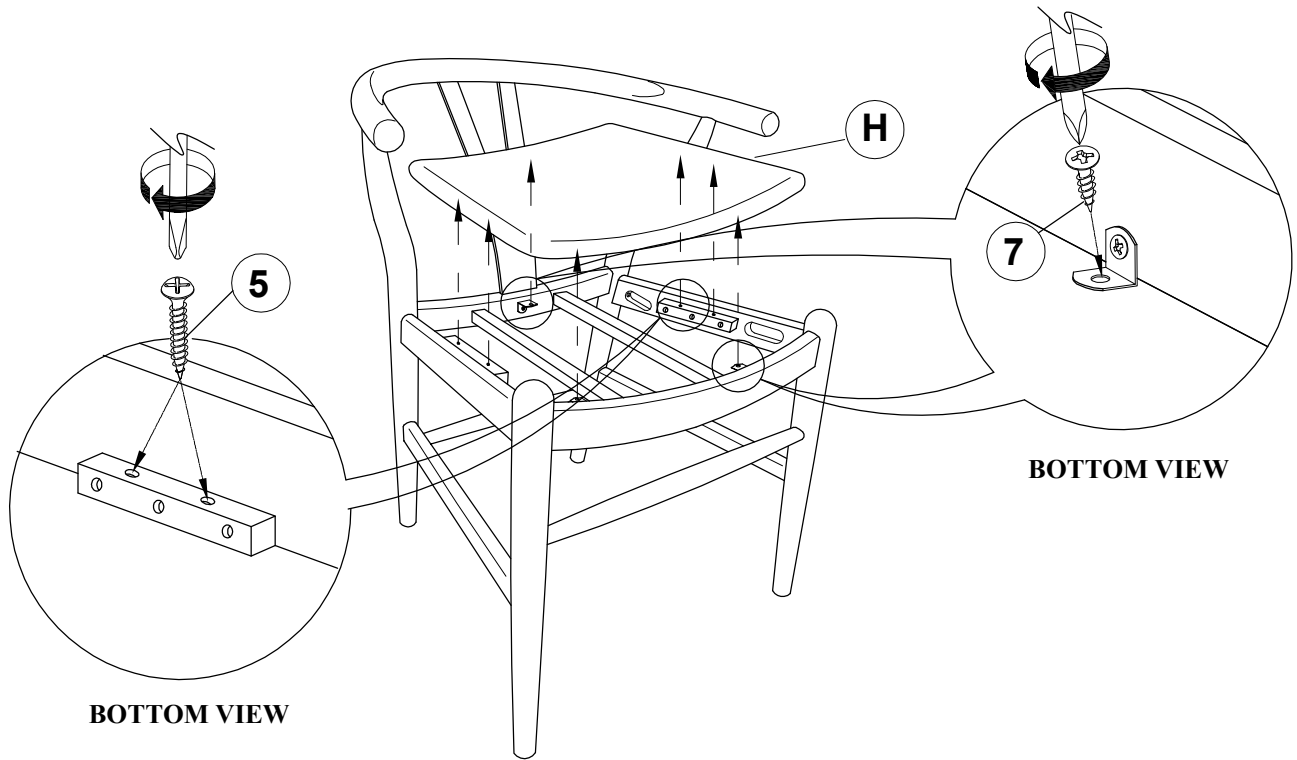


ITEM: **108472**

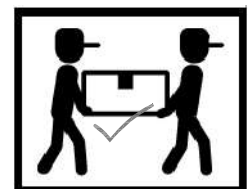



**ASSEMBLY INSTRUCTIONS**

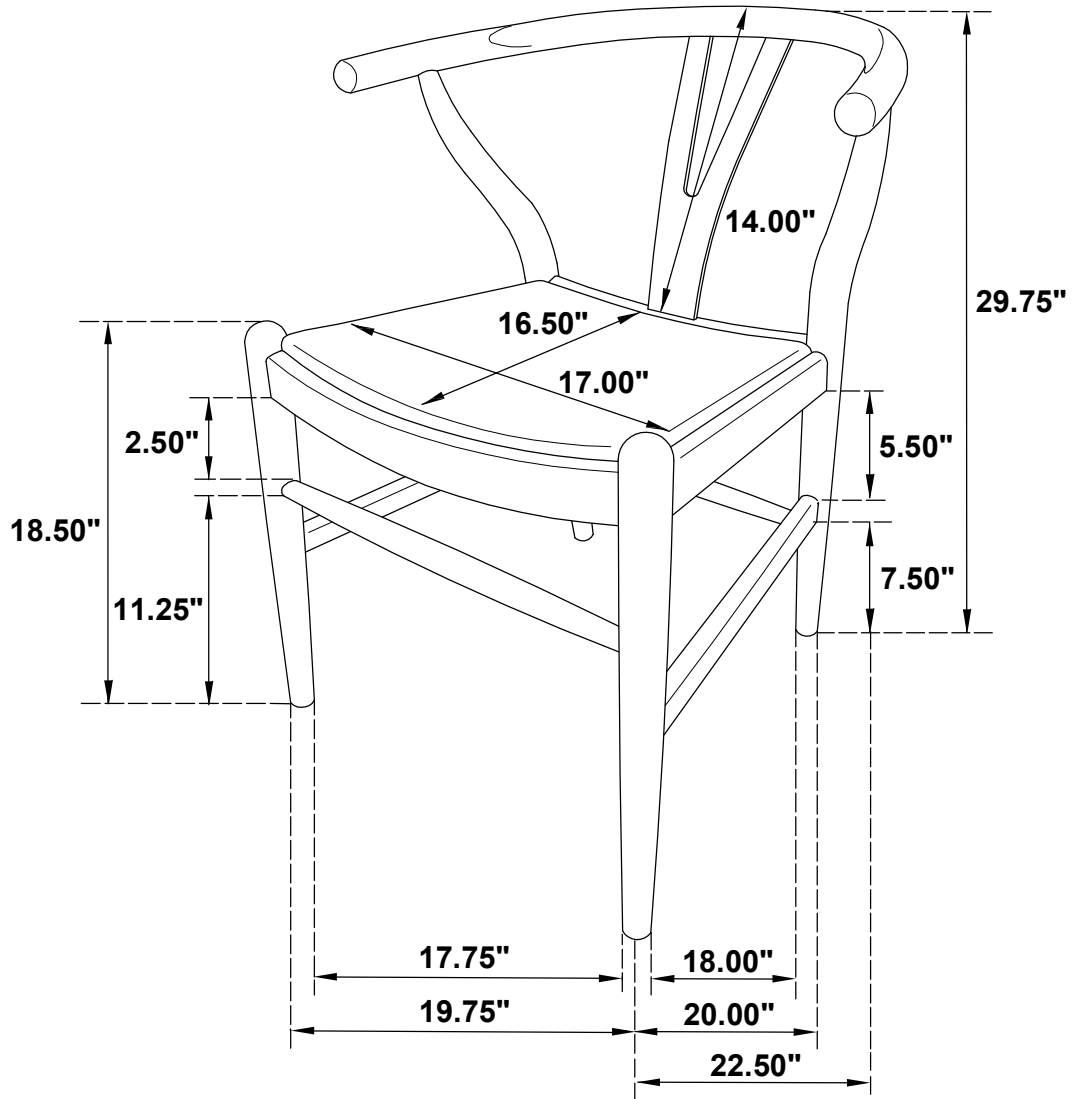
**STEP 5**



**STEP 6**  
**COMPLETE**



ITEM: 108472



Note: Dimension tolerance  $\pm 5\%$