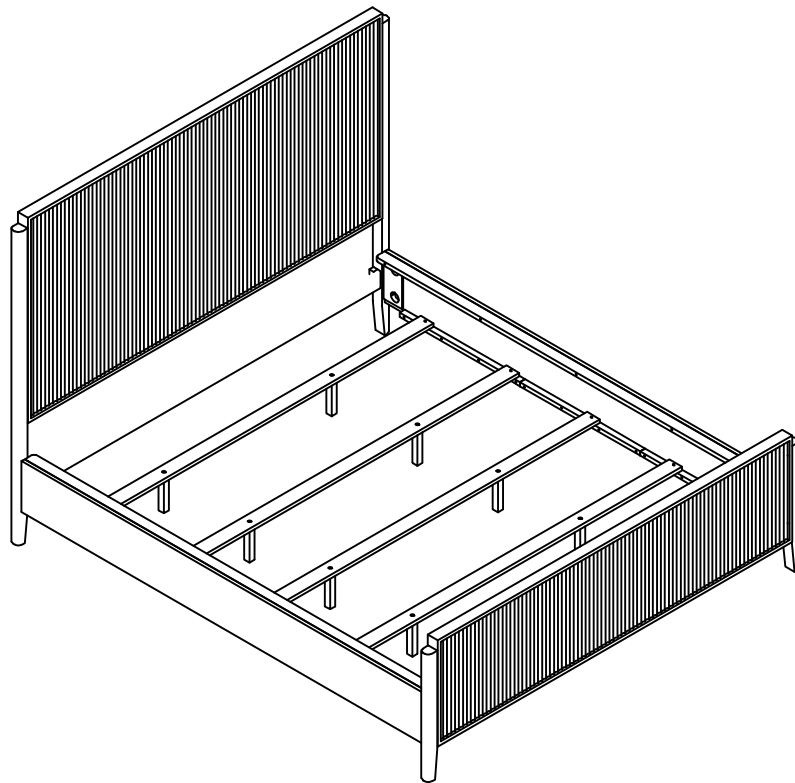


ASSEMBLY INSTRUCTIONS
COASTER FINE FURNITURE



Fine Furniture for every stage of life

224711KW(B1-B3)
California King Bed

ITEM: 224711KW(B1-B3)



ASSEMBLY INSTRUCTIONS

ASSEMBLY TIPS:

1. Remove hardware from box and sort by size.
2. Please check to see that all hardware and parts are present prior to start of assembly.
3. Please follow attached instructions in the same sequence as numbered to assure fast & easy assembly.



WARNING!

1. Don't attempt to repair or modify parts that are broken or defective. Please contact the store immediately.
2. This product is for home use only and not intended for commercial establishments.

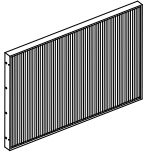


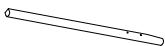


ASSEMBLY TIME

30 MINUTES

PARTS IDENTIFICATION




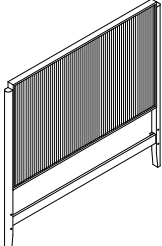
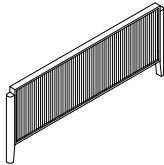
B1 (BOX 1)

A	HEADBOARD PANEL		1PC	C	LEFT HEADBOARD LEG		1PC
B	HEADBOARD BOTTOM RAIL		1PC	D	RIGHT HEADBOARD LEG		1PC

B2 (BOX 2)

E	FOOTBOARD		1PC
---	-----------	-------------------------------------------------------------------------------------	-----

B3 (BOX 3)

F	BED RAIL		2PCS	H	BED SLAT SUPPORT WITH LEVELER		8PCS
G	BED SLAT		4PCS				
HB	224711KW (B1) FROM BOX 1 HEADBOARD COMPLETE		1PC	FB	224711KW (B2) FROM BOX 2 FOOTBOARD COMPLETE		1PC

NOTE:

Phillips head screw driver is required in the assembly process; however, manufacturer does not provide this item.

ITEM: 224711KW(B1-B3)



ASSEMBLY INSTRUCTIONS

ASSEMBLY TIPS:

1. Remove hardware from box and sort by size.
2. Please check to see that all hardware and parts are present prior to start of assembly.
3. Please follow attached instructions in the same sequence as numbered to assure fast & easy assembly.

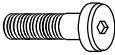





WARNING!

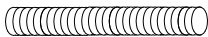
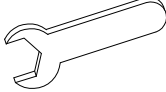



1. Don't attempt to repair or modify parts that are broken or defective. Please contact the store immediately.
2. This product is for home use only and not intended for commercial establishments.

HARDWARE IDENTIFICATION

Z-B1 (BOX 1) - HARDWARE PACK IS LOCATED IN 224711KW (B1)

1	BOLT (5/16" x 38mm - BLK)		10PCS	3	FLAT WASHER (5/16" x 19 x 1.5mm - BLK)		10PCS
2	LOCK WASHER (5/16" - BLK)		10PCS	4	ALLEN WRENCH (4MM - BLK)		1PC

Z-B3 (BOX 3) - HARDWARE PACK IS LOCATED IN 224711KW (B3)

5	THREADED BOLT (5/16" x 75mm - RBW)		8PCS	8	WRENCH (13MM - RBW)		1PC
6	U-SQUARE WASHER (25 x 15 x 2mm - RBW)		8PCS	9	FLAT HEAD SCREW (4 x 32mm - RBW)		8PC
7	HEX NUT (5/16" x 17mm - RBW)		8PCS				

NOTE:

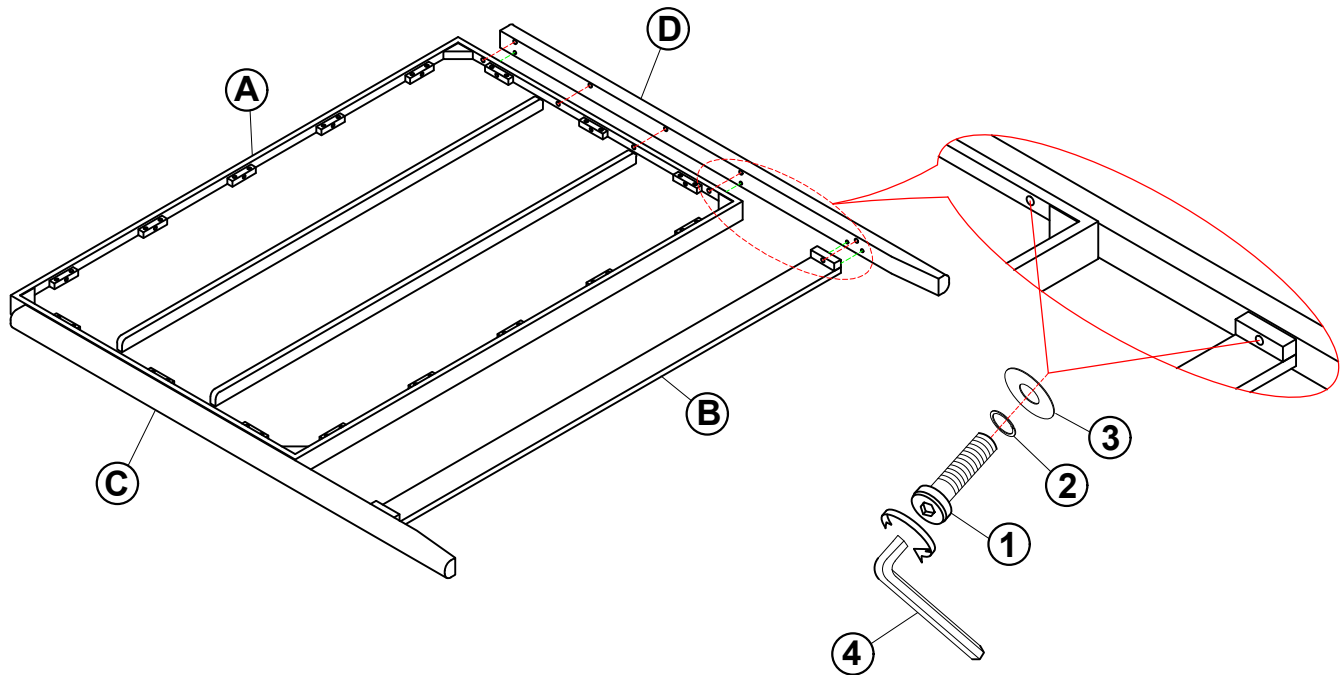
Phillips head screw driver is required in the assembly process; however, manufacturer does not provide this item.

ITEM: 224711KW(B1-B3)

ASSEMBLY INSTRUCTIONS

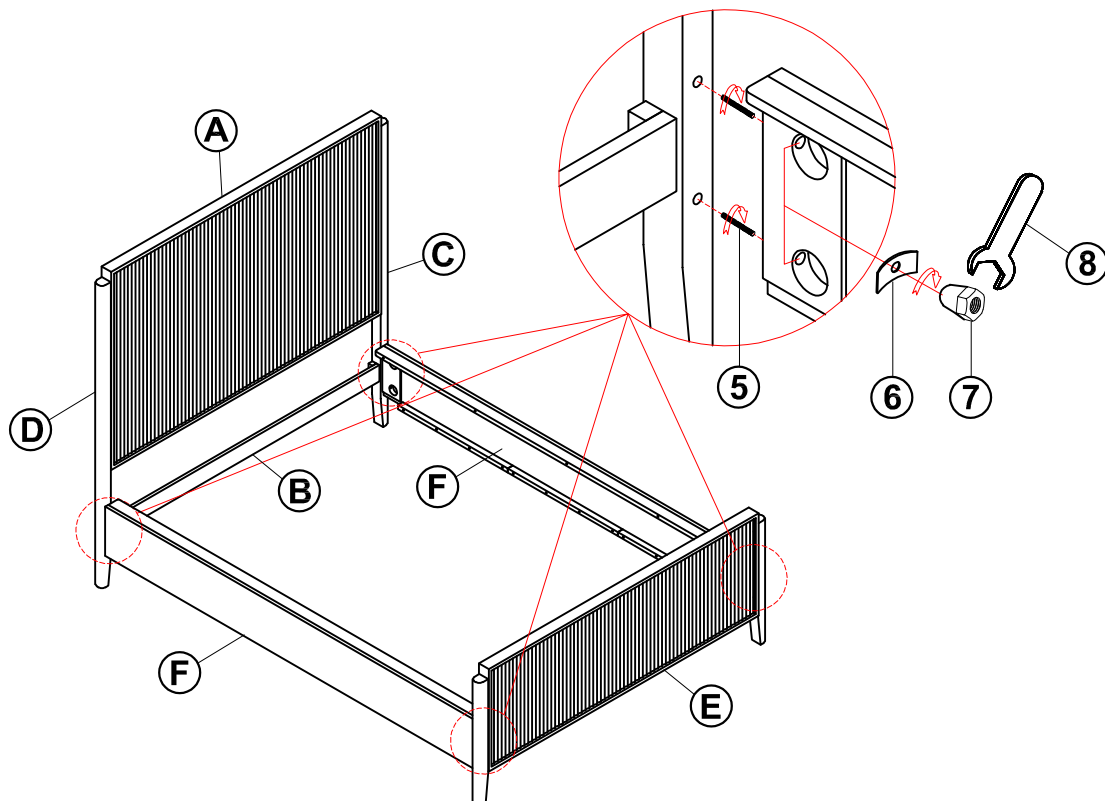


STEP 1



* BACK VIEW

STEP 2

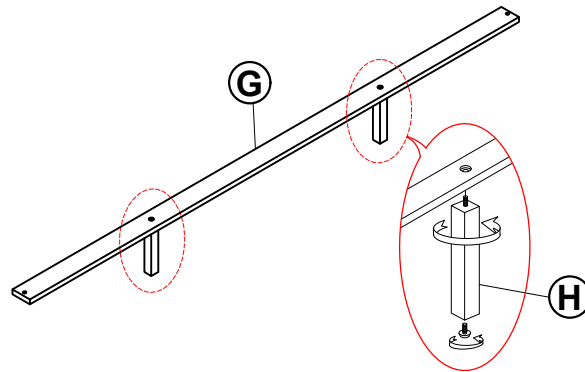


ITEM: **224711KW(B1-B3)**

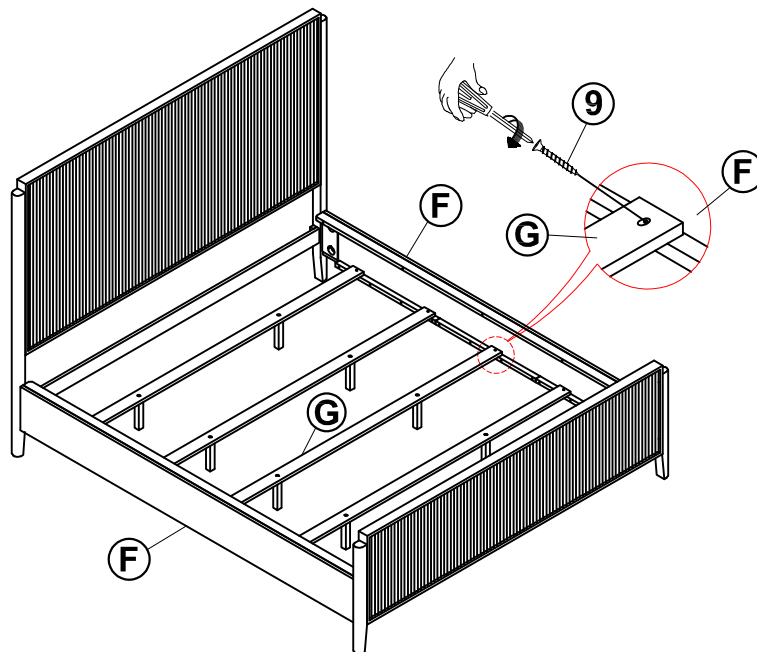
ASSEMBLY INSTRUCTIONS



STEP 3

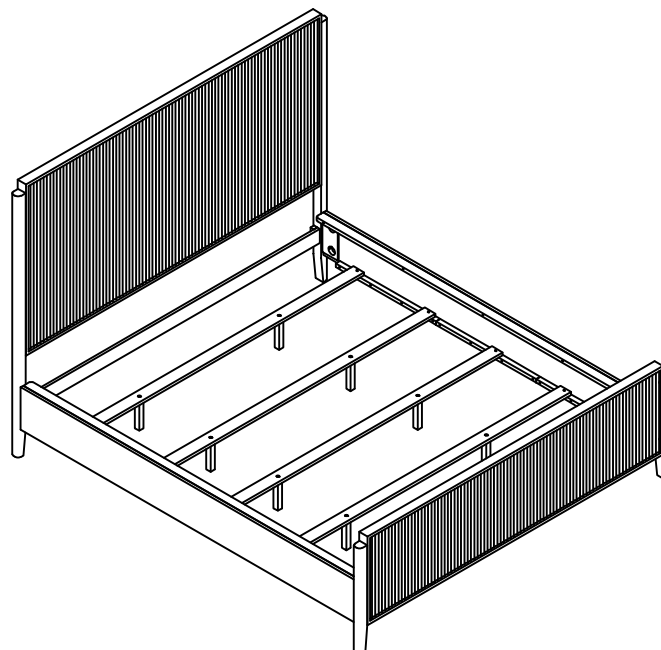


STEP 4



STEP 5

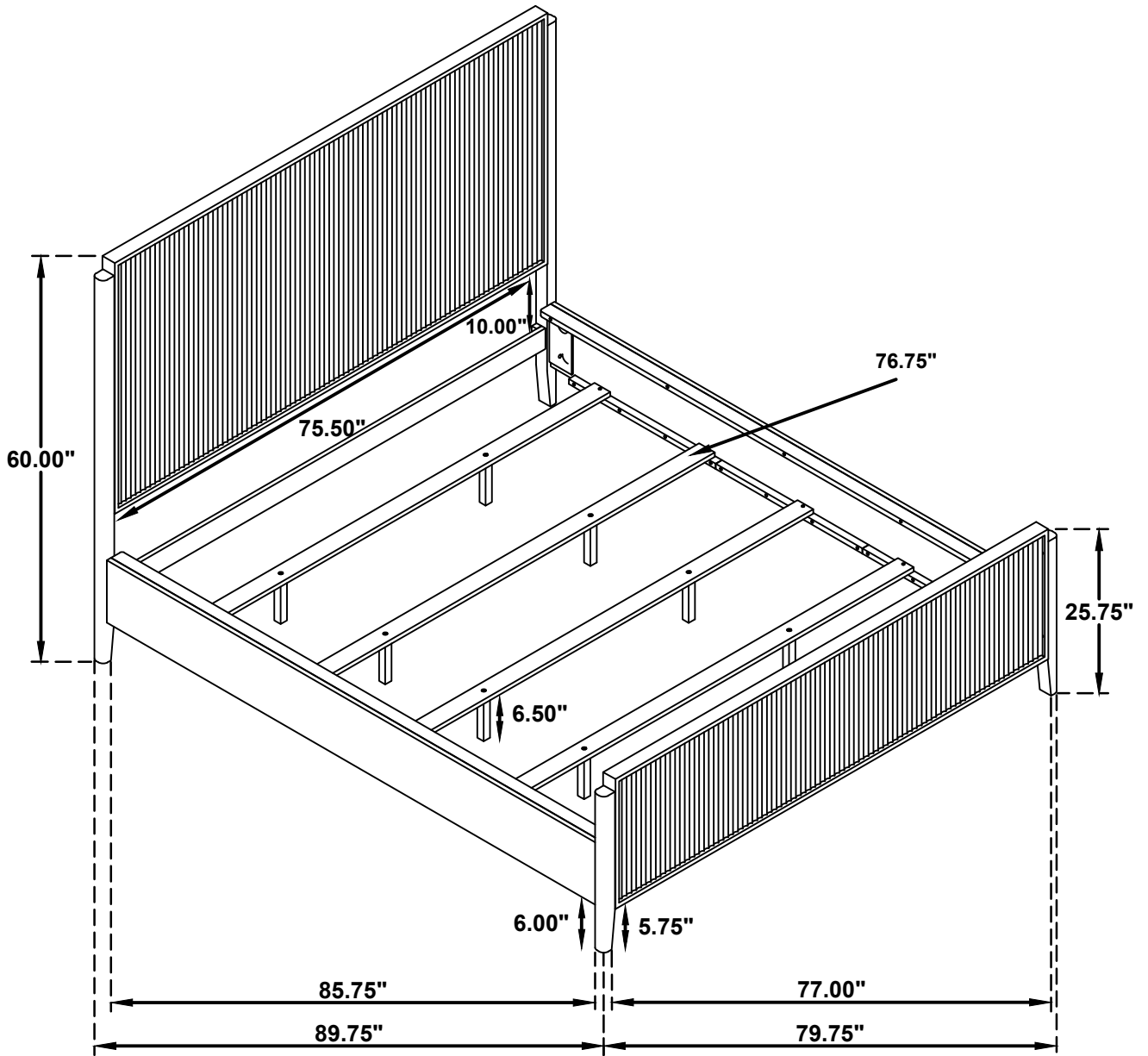
COMPLETE



ITEM: 224711KW(B1-B3)



Inner Size : 85.00"W x 76.75"D



Note : Dimension tolerance $\pm 5\%$