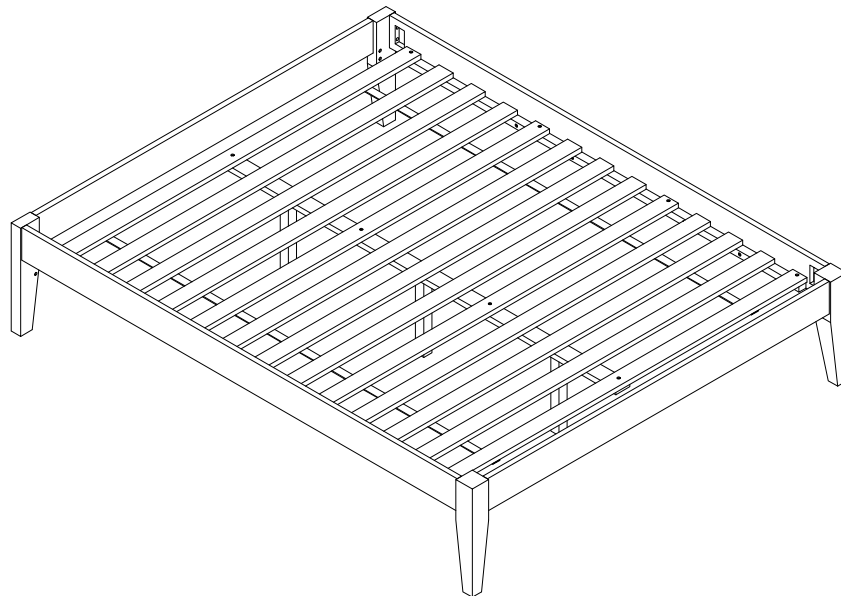


**ASSEMBLY INSTRUCTIONS**  
**COASTER FINE FURNITURE**



*Fine Furniture for every stage of life*

**300555Q(B1&B2)**  
**Queen Universal Platform Bed**

REVISION 0 : 11/26/2015  
REVISION 1 : 01/10/2020

# ITEM: 300555Q (B1&B2)



## ASSEMBLY INSTRUCTIONS

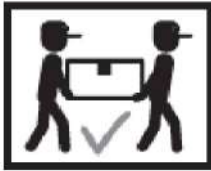
### ASSEMBLY TIPS:

1. Remove hardware from box and sort by size.
2. Please check to see that all hardware and parts are present prior to start of assembly.
3. Please follow attached instructions in the same sequence as numbered to assure fast & easy assembly.



### WARNING!

1. Don't attempt to repair or modify parts that are broken or defective. Please contact the store immediately.
2. This product is for home use only and not intended for commercial establishments.

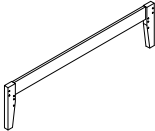
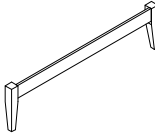


**ASSEMBLY TIME**

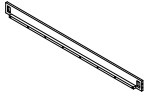
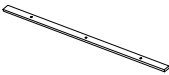


**10 MINUTES**

## PARTS IDENTIFICATION

### B1 (BOX 1)

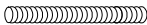






A	HEADBOARD		1PC	B	FOOTBOARD		1PC
---	-----------	---	-----	---	-----------	---	-----

### B2 (BOX 2)

C	BED RAIL		2PCS	E	CENTER RAIL		1PC
D	ROLL SLAT (13PCS)		1SET	F	CENTER RAIL SUPPORT WITH LEVELER		3PCS

## HARDWARE IDENTIFICATION

### Z-B2 (BOX2) - HARDWARE PACK IS LOCATED IN 300555Q (B2)

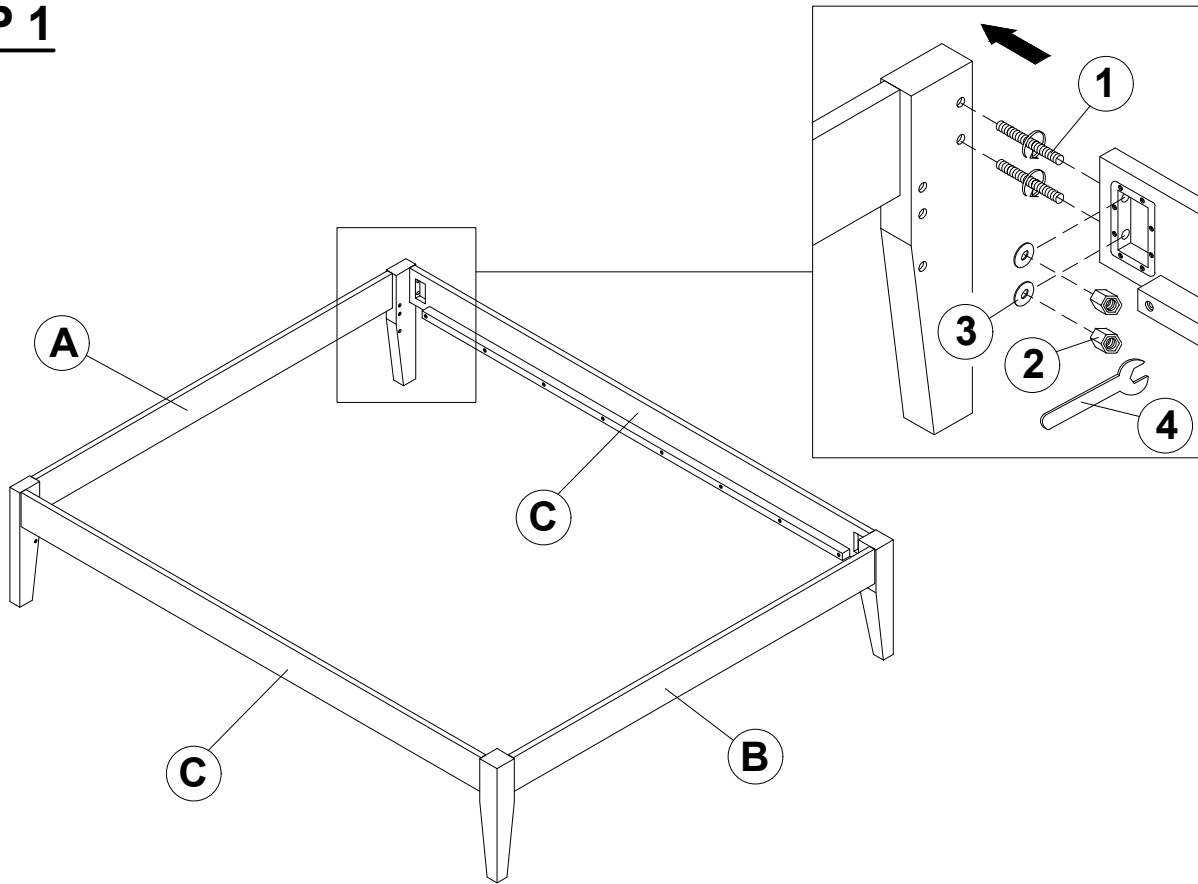
1	THREADED BOLT (5/16 x 90mm - RBW)		8PCS	5	BOLT (1/4 x 35mm Φ 12L4 - RBW)		3PCS
2	HEX NUT (5/16 x 12mm - RBW)		8PCS	6	ALLEN WRENCH (4 x 58MM - RBW)		1PC
3	FLAT WASHER (8/16 x 1.5mm - RBW)		8PCS	7	FLAT HEAD SCREW (4 x 30mm - RBW)		12PCS
4	WRENCH (12mm - RBW)		1PC				

### NOTE:

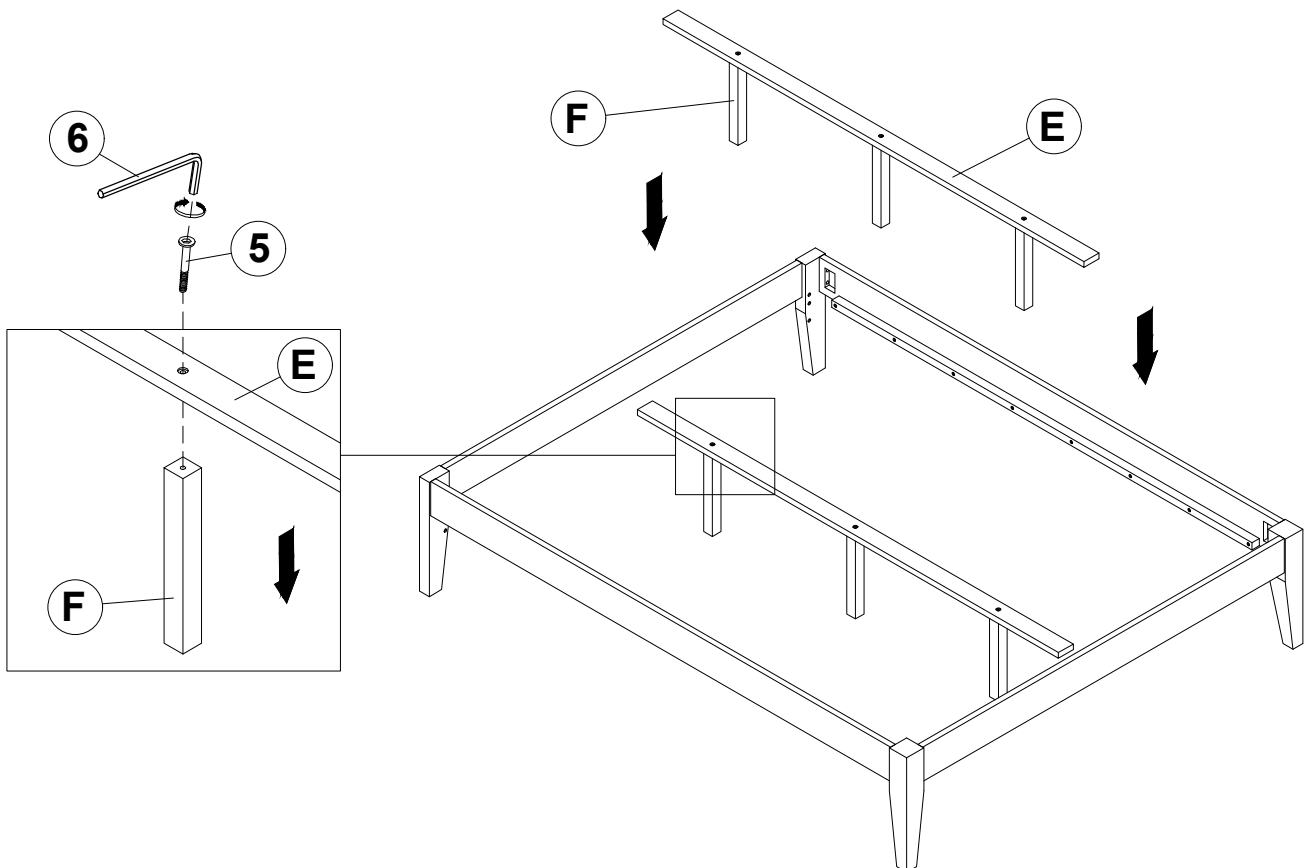
Phillips head screw driver is required in the assembly process; however, manufacturer does not provide this item.

ITEM: **300555Q (B1&B2)**  
**ASSEMBLY INSTRUCTIONS**

**STEP 1**



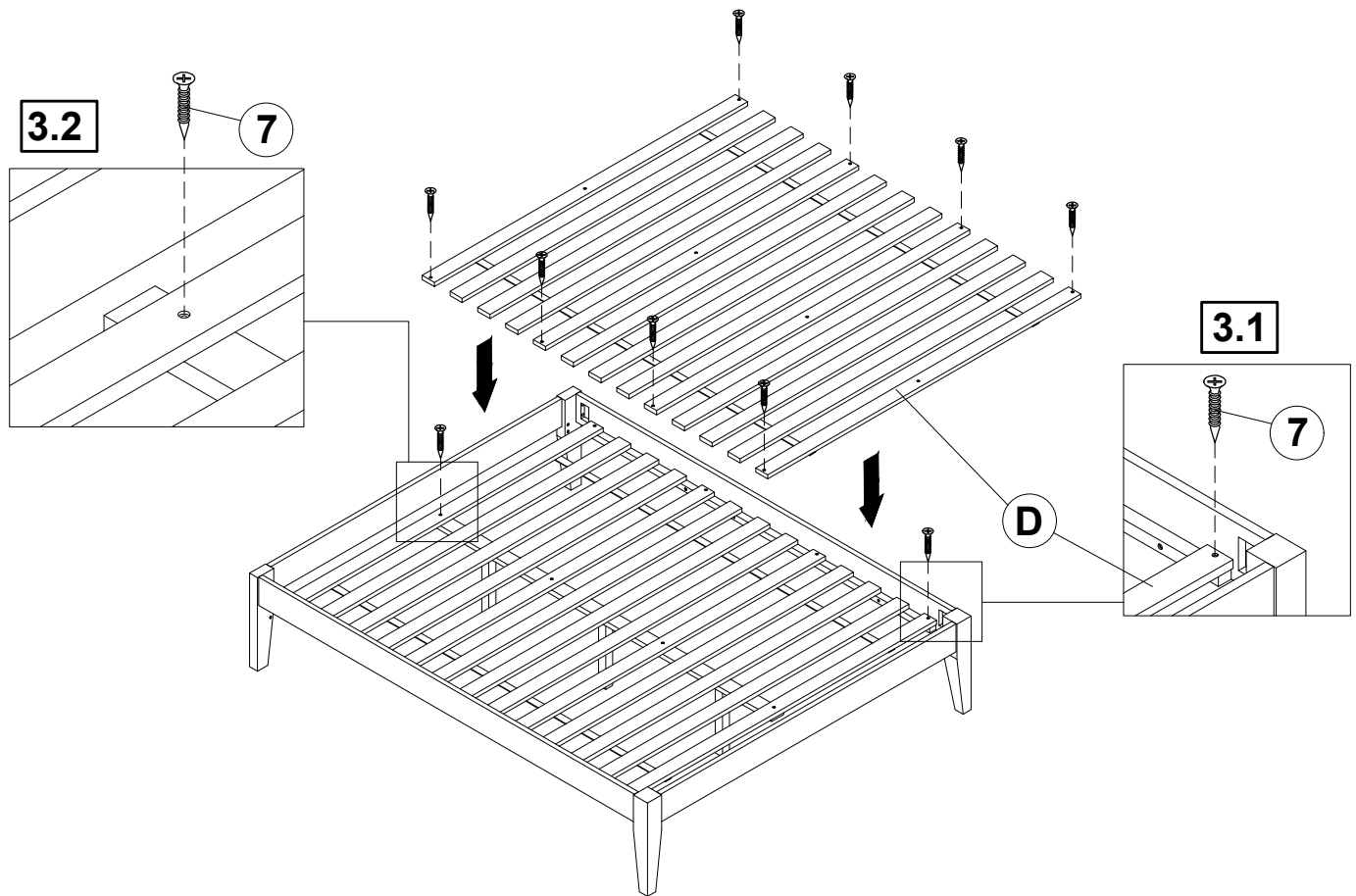
**STEP 2**



# ITEM: 300555Q (B1&B2)

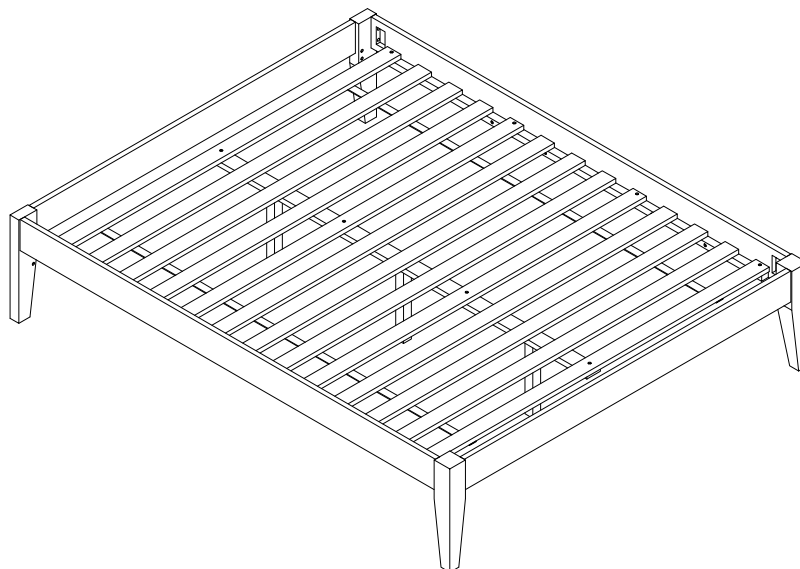
## ASSEMBLY INSTRUCTIONS

### STEP 3



### STEP 4

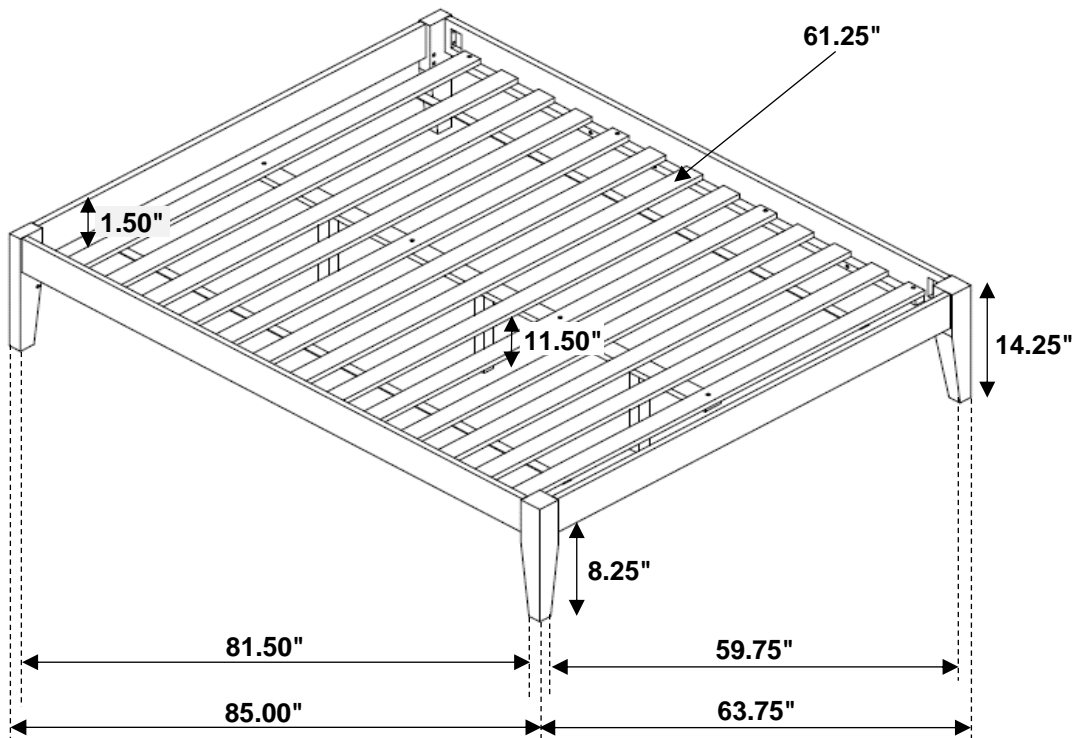
## COMPLETE



ITEM: **300555Q (B1&B2)**



Inner Size : 61.50"W X 81.00"D



Note: Dimension tolerance  $\pm 5\%$