



ASSEMBLY INSTRUCTIONS COASTER FINE FURNITURE



Fine Furniture for every stage of life

610285
Motion Loveseat

ITEM: 610285



ASSEMBLY INSTRUCTIONS

ASSEMBLY TIPS:

1. Remove hardware from box and sort by size.
2. Please check to see that all hardware and parts are present prior to start of assembly.
3. Please follow attached instructions in the same sequence as numbered to assure fast & easy assembly.



WARNING!

1. Don't attempt to repair or modify parts that are broken or defective. Please contact the store immediately.
2. This product is for home use only and not intended for commercial establishments.

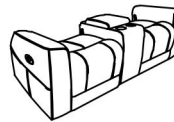


ASSEMBLY TIME

5 MINUTES

PARTS IDENTIFICATION

A SEAT



1PC

B LEFT BACK



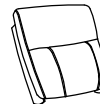
1PC

C CONSOLE BACK



1PC

D RIGHT BACK



1PC

E LEFT EAR



1PC

F RIGHT EAR



1PC

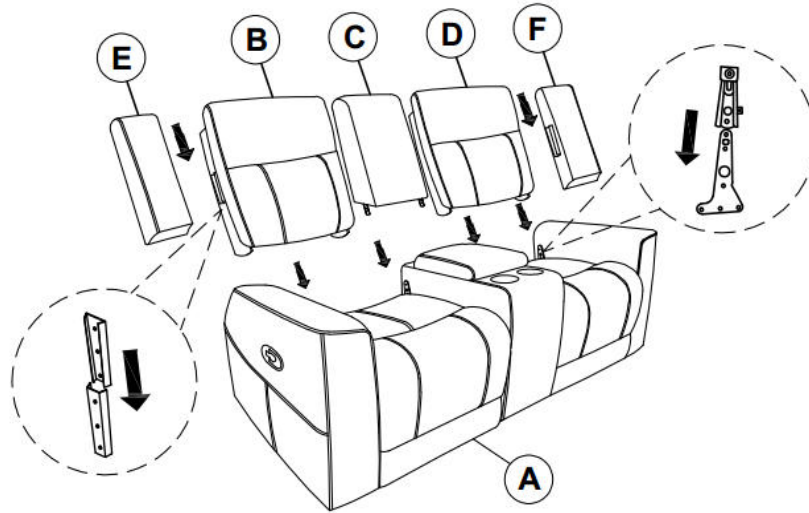
NOTE :

Phillips head screw driver is required in the assembly process ; However, manufacturer not provide this item.

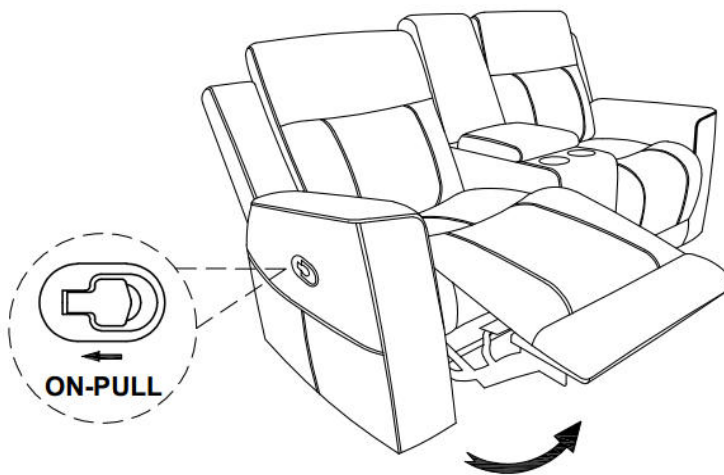
ITEM: **610285**

ASSEMBLY INSTRUCTIONS


STEP 1



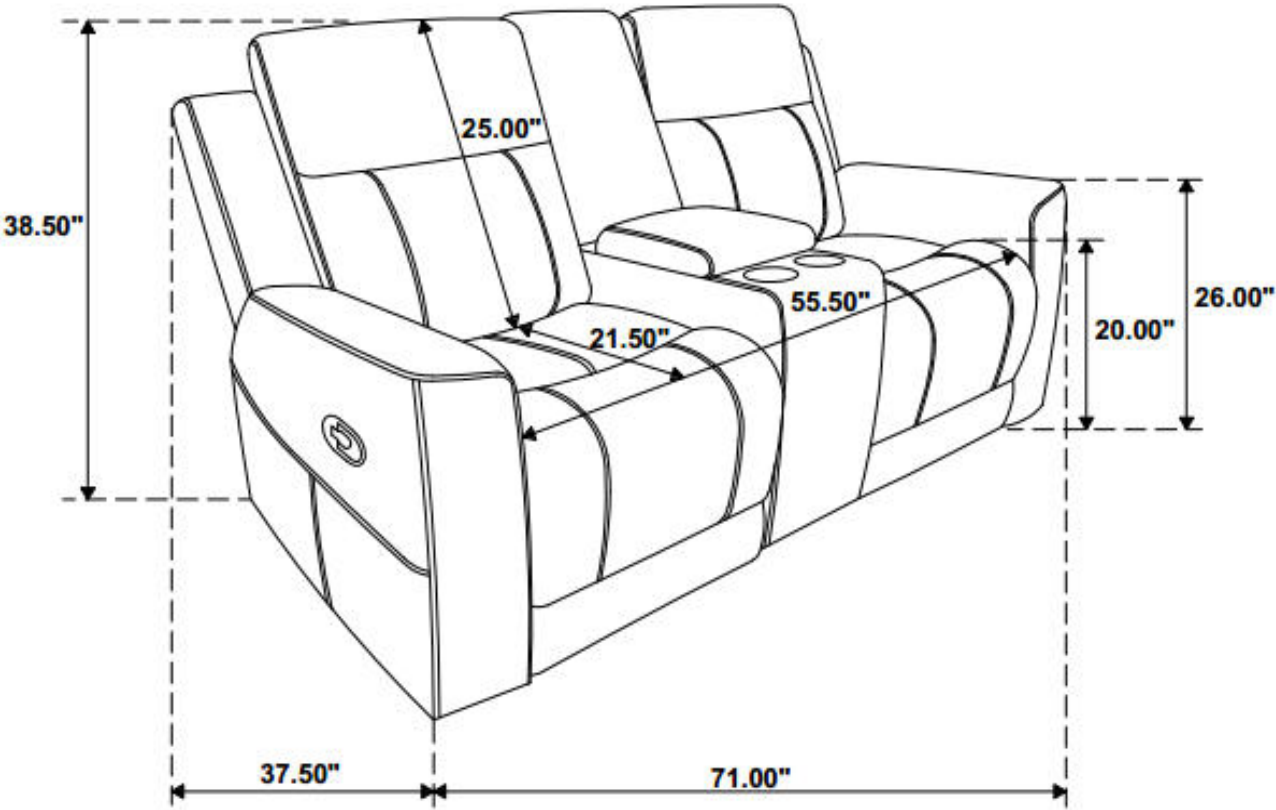
STEP 2



STEP 3
COMPLETE



ITEM: 610285



Note: Dimension tolerance $\pm 5\%$