


ASSEMBLY INSTRUCTIONS
COASTER FINE FURNITURE



Fine Furniture for every stage of life

920217
TABLE LAMP

REVISION 0 : 05/11/2020
REVISION 1 : 12/01/2022
REVISION 2 : 04/19/2023
REVISION 3 : 01/05/2024

ITEM:920217

ASSEMBLY INSTRUCTIONS

ASSEMBLY TIPS:

1. Remove hardware from box and sort by size.
2. Please check to see that all hardware and parts are present prior to start of assembly .
3. Please follow attached instructions in the same sequence as numbered to assure fast & easy assembly.



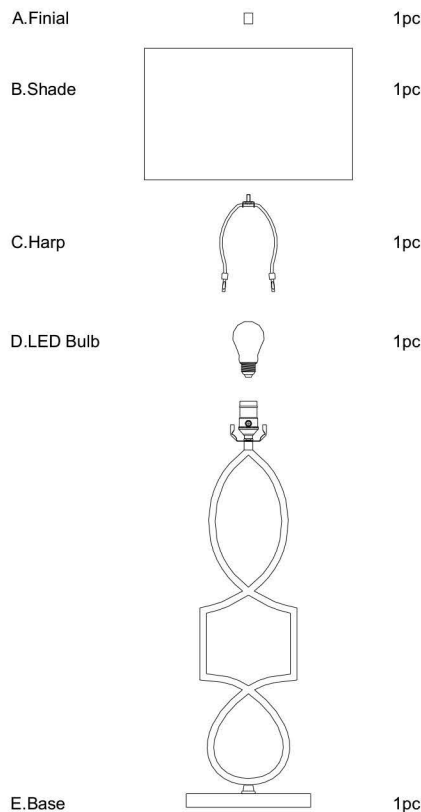
WARNING!

1. Don't attempt to repair or modify parts that are broken or defective. Please contact the store immediately.
2. This product is for home use only and not intended for commercial establishments.

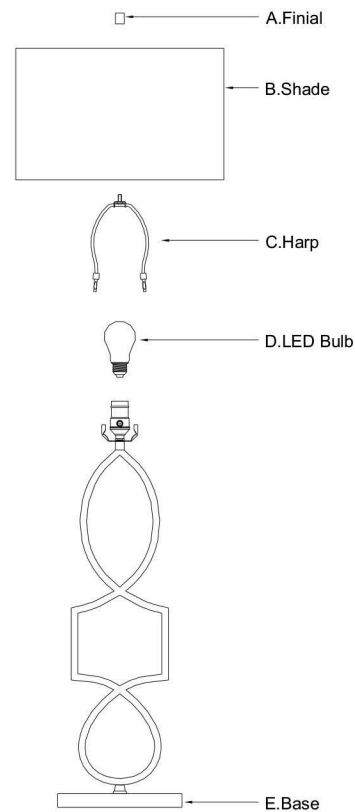
ASSEMBLY TIME

5 MINUTES

PARTS IDENTIFICATION



STEPS



As a safety feature, and to reduce the risk of electric shock, this portable lamp includes a polarized plug (one blade is wider than the other). The plug will fit into a polarized outlet in a single direction only. If the plug does not fit fully in the outlet, reverse the plug and try again.

If it still does not fit, contact a qualified electrician. DO NOT use with an extension cord unless, can be fully inserted. DO NOT alter the plug.

TABLE LAMP: TYPE A LED BULB 9W

ITEM:920217

ASSEMBLY INSTRUCTIONS

