



## ASSEMBLY INSTRUCTIONS COASTER FINE FURNITURE



*Fine Furniture for every stage of life*

**800045**  
**OFFICE CHAIR**

REVISION 0:11/21/2018  
REVISION 1:05/16/2019  
REVISION 2:11/12/2019  
REVISION 3:01/06/2020  
REVISION 4:07/06/2021  
REVISION 5:07/14/2022

ITEM :800045



# ASSEMBLY INSTRUCTIONS

## ASSEMBLY TIPS:

- 1.Remove hardware from box and sort by size.
- 2.Please check to see that all hardware and parts are present prior to start of assembly.
- 3.Please follow attached instructions in the same sequence as numbered to assure fast & easy assembly.



### WARNING !

- 1.Don't attempt to repair or modify parts that are broken or defective. Please contact the store immediately.
- 2.This product is for home uses only and not intended for commercial establishments.



ASSEMBLY TIME 20 MINUTES

## PARTS IDENTIFICATION

A		BACK	1PC
B		SEAT	1PC
C		RIGHT ARMREST	1PC
D		LEFT ARMREST	1PC
E		MECHANISM	1PC
F		GAS LIFT COVER	1PC
G		GAS LIFT	1PC
H		BASE	1PC
I		CASTER	5PCS

## HARDWARE IDENTIFICATION

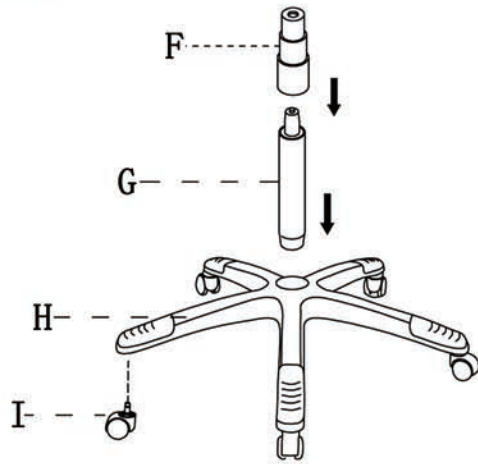
NO	DESCRIPTION	FIGURE	Q'TY
1	LONG BOLT	 M6*25	8PCS
2	SHORT BOLT	 M6*20	4PCS
3	ALLEN WRENCH	 M6	1PC
4	CAP		8PCS
5	WASHER	 M6*18*1.2	4PCS

ITEM:800045

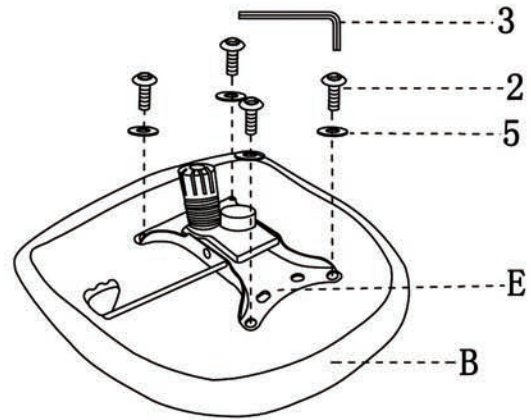


# ASSEMBLY INSTRUCTIONS

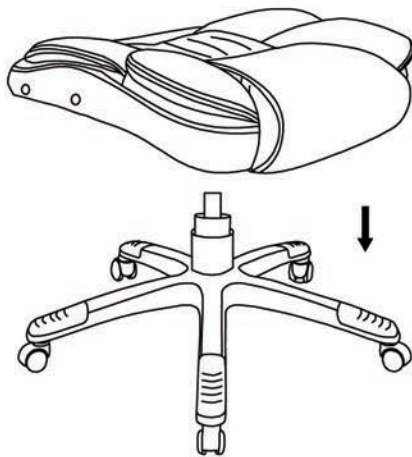
## STEP 1



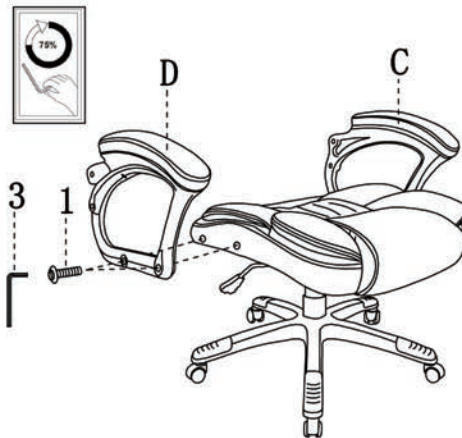
## STEP 2



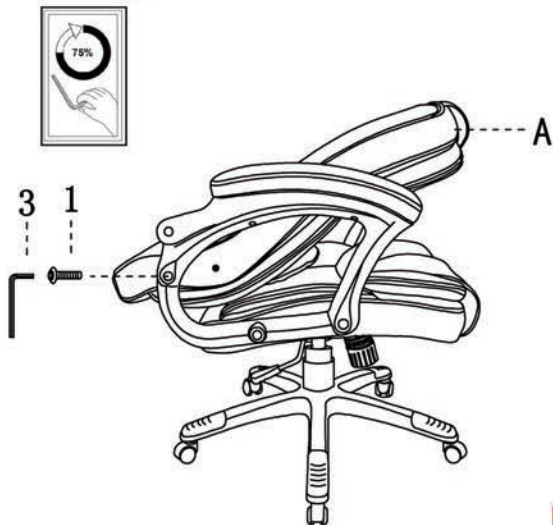
## STEP 3




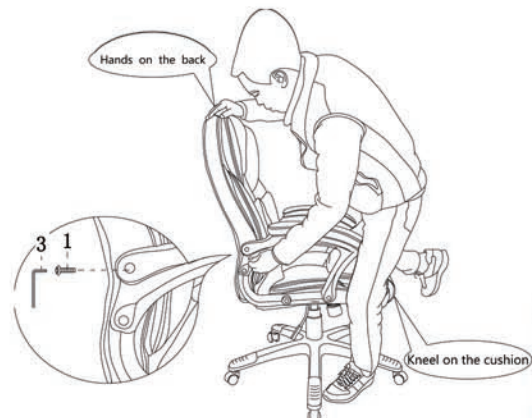
## STEP 4



## STEP 5



## STEP 6



ITEM:800045



# ASSEMBLY INSTRUCTIONS

## STEP 7



3



## STEP 8

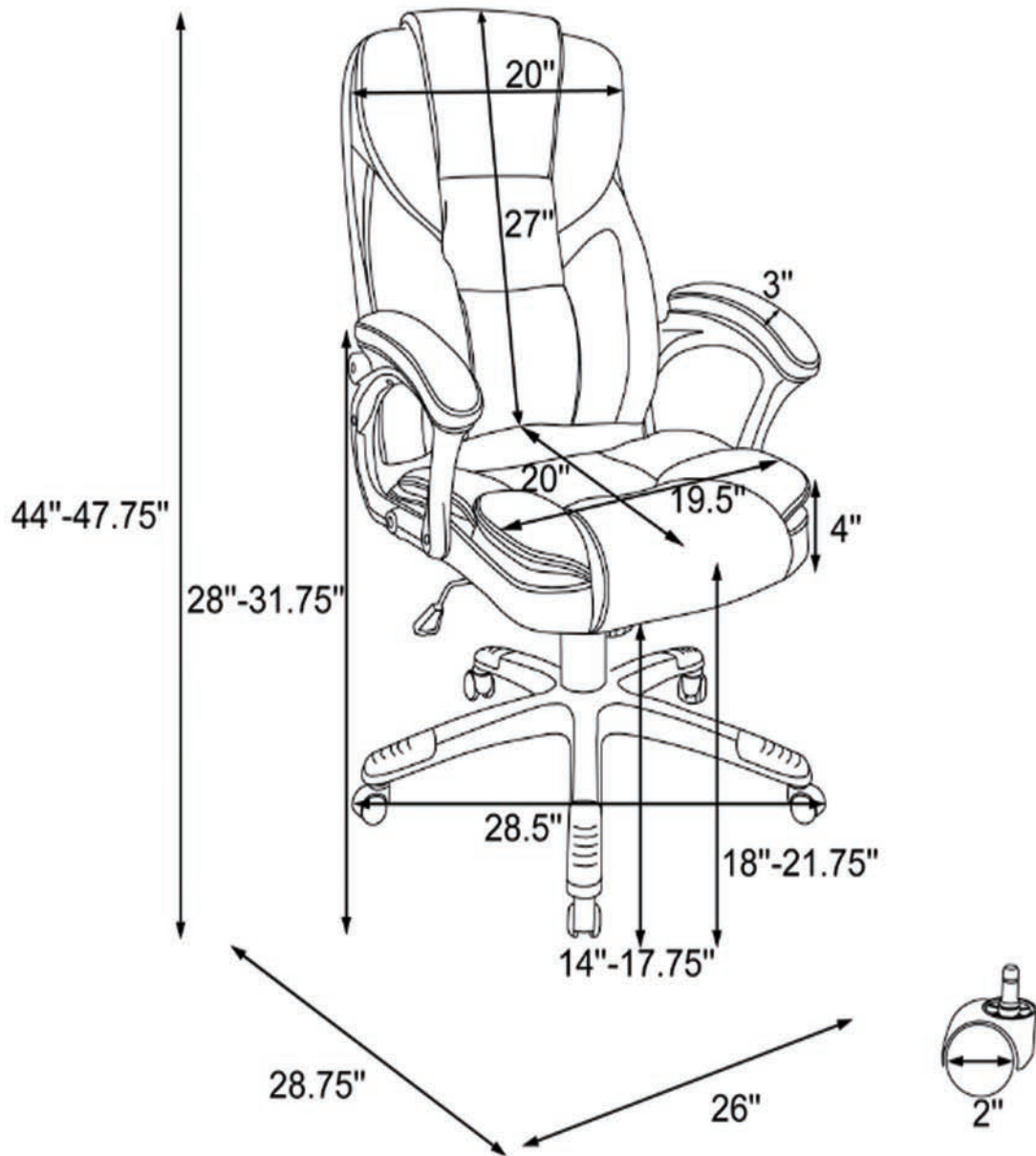
4



## STEP 9



ITEM :800045



Note : Dimension tolerance  $\pm 5\%$