



ASSEMBLY INSTRUCTIONS COASTER FINE FURNITURE



Fine Furniture for every stage of life

800209
OFFICE CHAIR

REVISION 0:07/11/2012
REVISION 1:06/04/2019
REVISION 2:11/04/2019
REVISION 3:01/06/2020
REVISION 4:05/27/2021
REVISION 5:07/21/2022

ASSEMBLY INSTRUCTIONS

ASSEMBLY TIPS:

- 1.Remove hardware from box and sort by size.
- 2.Please check to see that all hardware and parts are present prior to start of assembly.
- 3.Please follow attached instructions in the same sequence as numbered to assure fast & easy assembly.












WARNING !

- 1.Don't attempt to repair or modify parts that are broken or defective. Please contact the store immediately.
- 2.This product is for home uses only and not intended for commercial establishments.








ASSEMBLY TIME 20 MINUTES

PARTS IDENTIFICATION

- | | | | |
|---|---|----------------|------|
| A |  | BACK | 1PC |
| B |  | SEAT | 1PC |
| C |  | RIGHT ARMREST | 1PC |
| D |  | LEFT ARMREST | 1PC |
| E |  | MECHANISM | 1PC |
| F |  | GAS LIFT COVER | 1PC |
| G |  | GAS LIFT | 1PC |
| H |  | BASE | 1PC |
| I |  | CASTER | 5PCS |

HARDWARE IDENTIFICATION

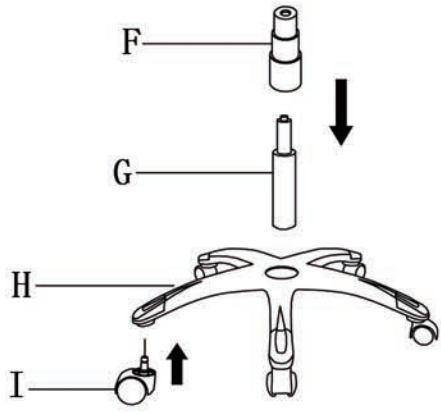
NO	DESCRIPTION	FIGURE	Q'TY
1	ALLEN BOLT	 M6*25mm	8PCS
2	BOLT	 M6*20mm	4PC
3	ALLEN WRENCH	 M6	1PC
4	CAP		8PCS
5	WASHER	 M6*18*1.2	4PCS

ITEM:800209

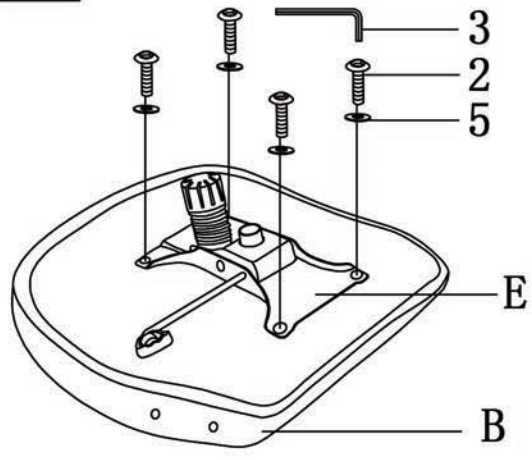


ASSEMBLY INSTRUCTIONS

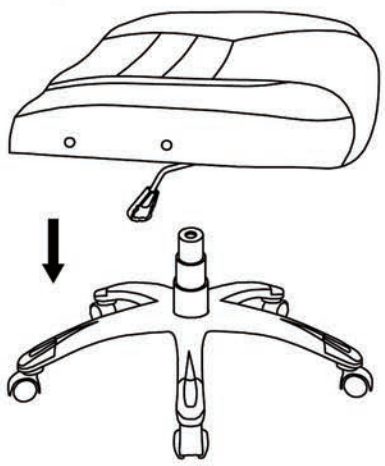
STEP1



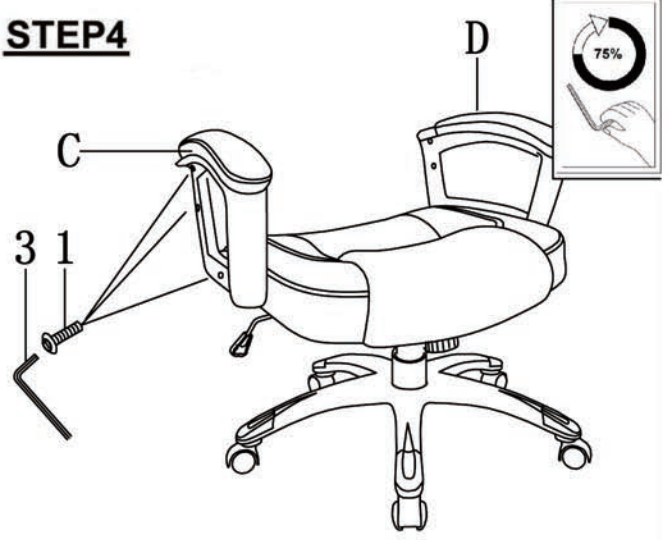
STEP2



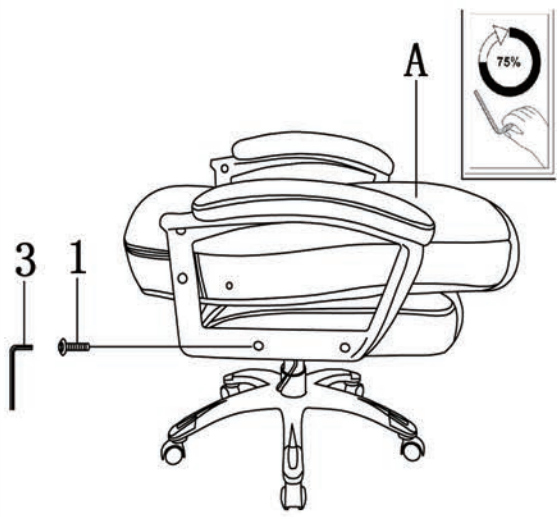
STEP3




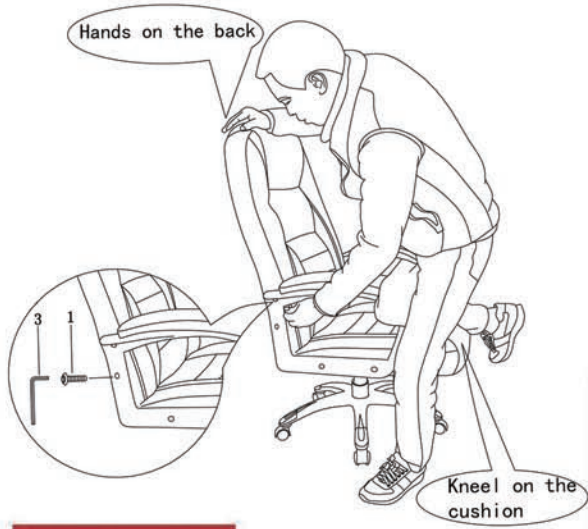
STEP4



STEP5



STEP6



ITEM:800209



ASSEMBLY INSTRUCTIONS


STEP 7



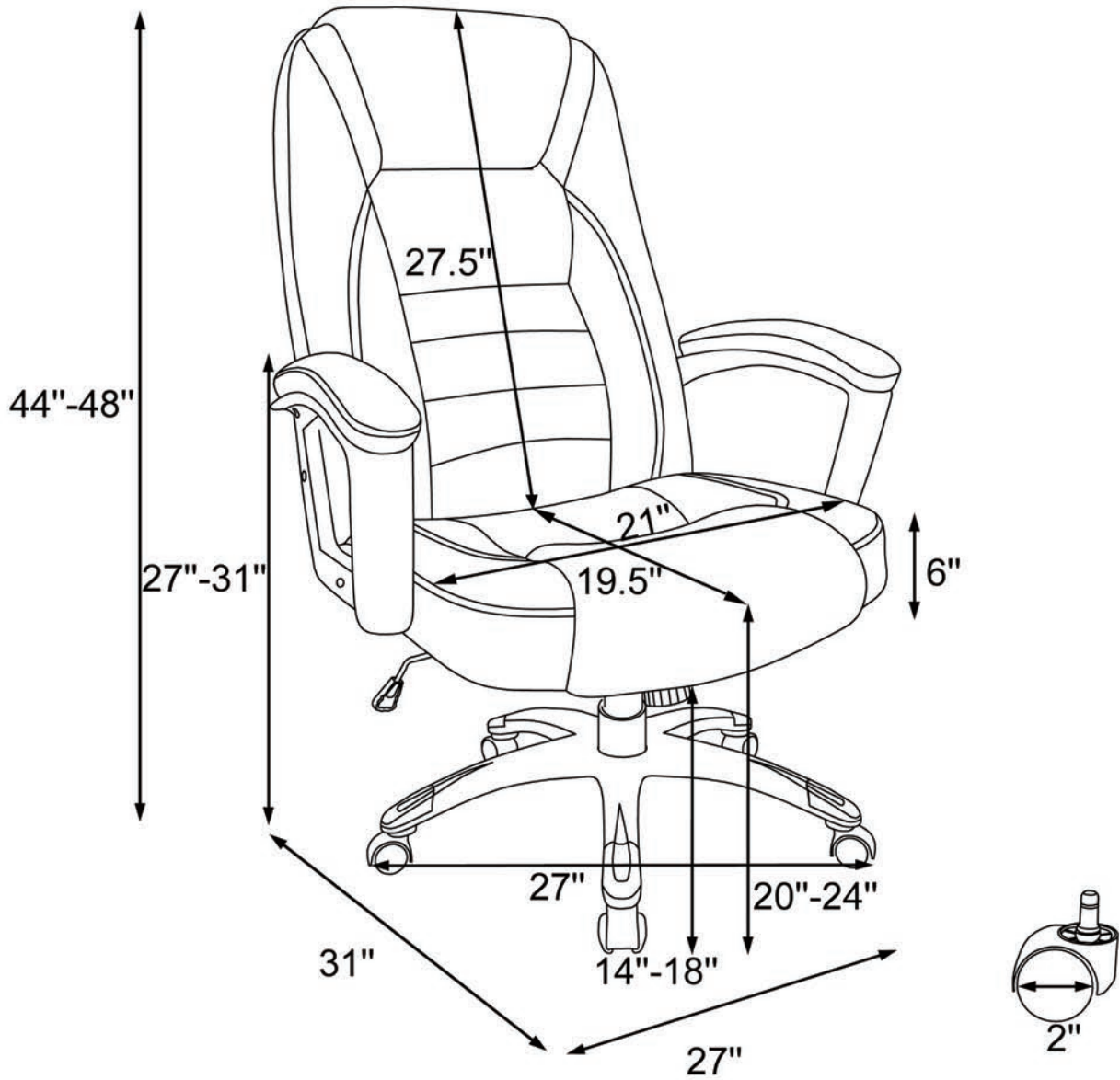
STEP 8



STEP 9



ITEM:800209



Note : Dimension tolerance $\pm 5\%$