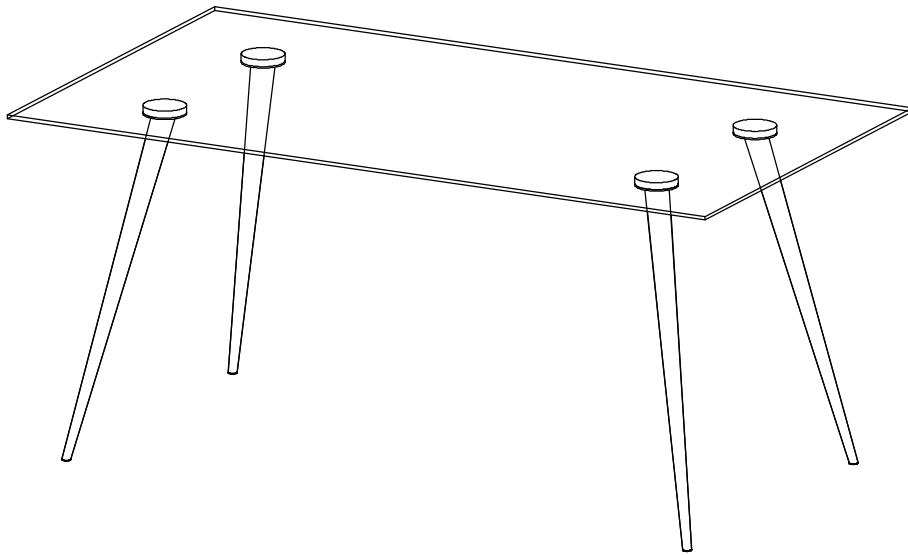


ASSEMBLY INSTRUCTIONS
COASTER FINE FURNITURE



Fine Furniture for every stage of life

190621CHR
DINING TABLE

REVISION 0 : 12/22/2020
REVISION 1 : 08/24/2023

ITEM:190621CHR

ASSEMBLY INSTRUCTIONS



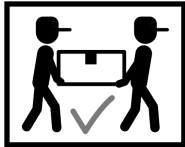
ASSEMBLY TIPS:

1. Remove hardware from box and sort by size.
2. Please check to see that all hardware and parts are present prior to start of assembly.
3. Please follow attached instructions in the same sequence as numbered to assure fast & easy assembly.



WARNING!

1. Don't attempt to repair or modify parts that are broken or defective. Please contact the store immediately.
2. This product is for home use only and not intended for commercial establishments.

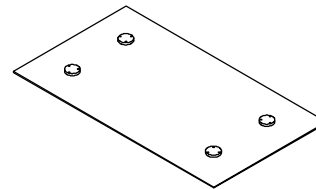


ASSEMBLY TIME 35 MINUTES

PARTS IDENTIFICATION

B1 : DINING TABLE TOP

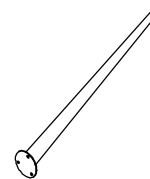
A TOP GLASS



1PC

B2 : DINING TABLE BASE

B LEG



4PCS

HARDWARE IDENTIFICATION

1 BOLT
(1/4" x 12mm SR)



12PCS

2 CAP



4PCS

3 ALLEN WRENCH
(4mm)



1PC

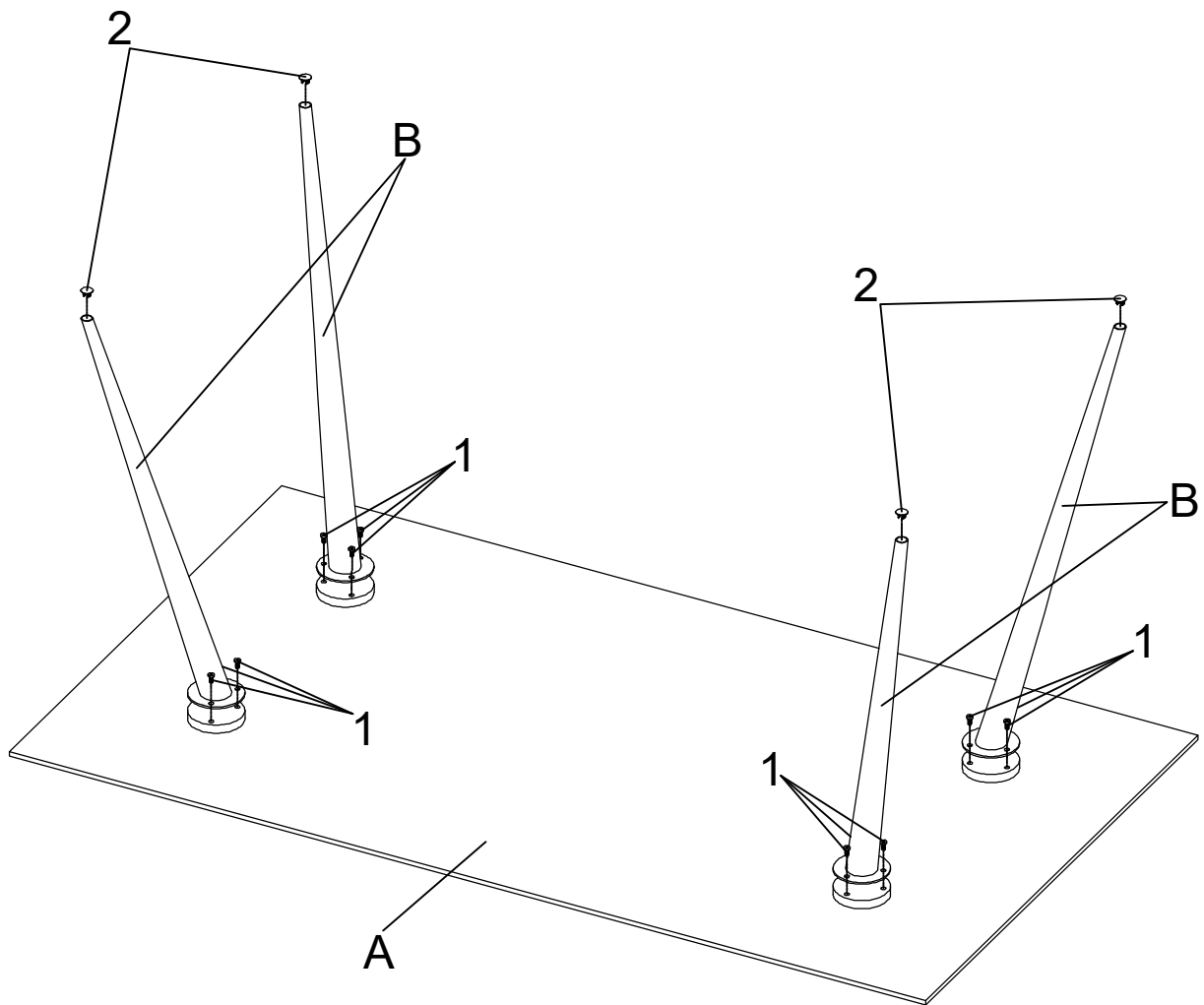
Hardware pack is located in 190621CHRB2

ITEM:190621CHR

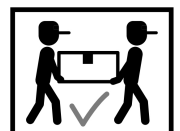
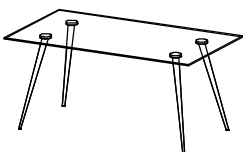
ASSEMBLY INSTRUCTIONS



STEP 1 Do not tighten until each step is completed or instructed.



COMPLETE

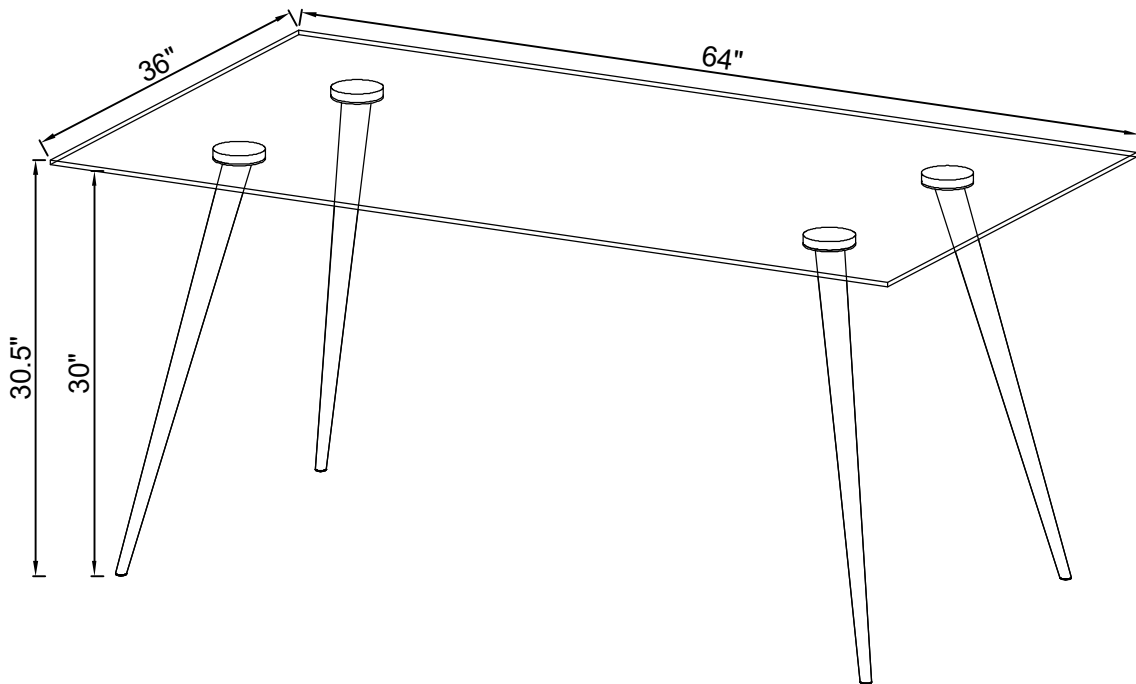


ITEM:190621CHR ASSEMBLY INSTRUCTIONS



Product Size : 1626 X 914 X 775 H (MM)

Product Size : 64" X 36" X 30.5"



Note : Dimension tolerance $\pm 5\%$