

ASSEMBLY INSTRUCTIONS
COASTER FINE FURNITURE



Fine Furniture for every stage of life

931218
Accent Table

ITEM:931218



ASSEMBLY INSTRUCTIONS

ASSEMBLY TIPS:

1. Remove hardware from box and sort by size.
2. Please check to see that all hardware and parts are present prior to start of assembly.
3. Please follow attached instructions in the same sequence as numbered to assure fast & easy assembly.



WARNING!



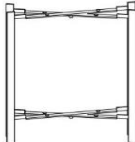
1. Don't attempt to repair or modify parts that are broken or defective. Please contact the store immediately.
2. This product is for home use only and not intended for commercial establishments.



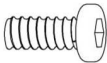
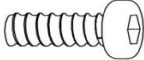


ASSEMBLY TIME

10 MINUTES

PARTS IDENTIFICATION

A	TOP		1PC
B	BOTTOM		1PC
C	LEG FRAME		1PC

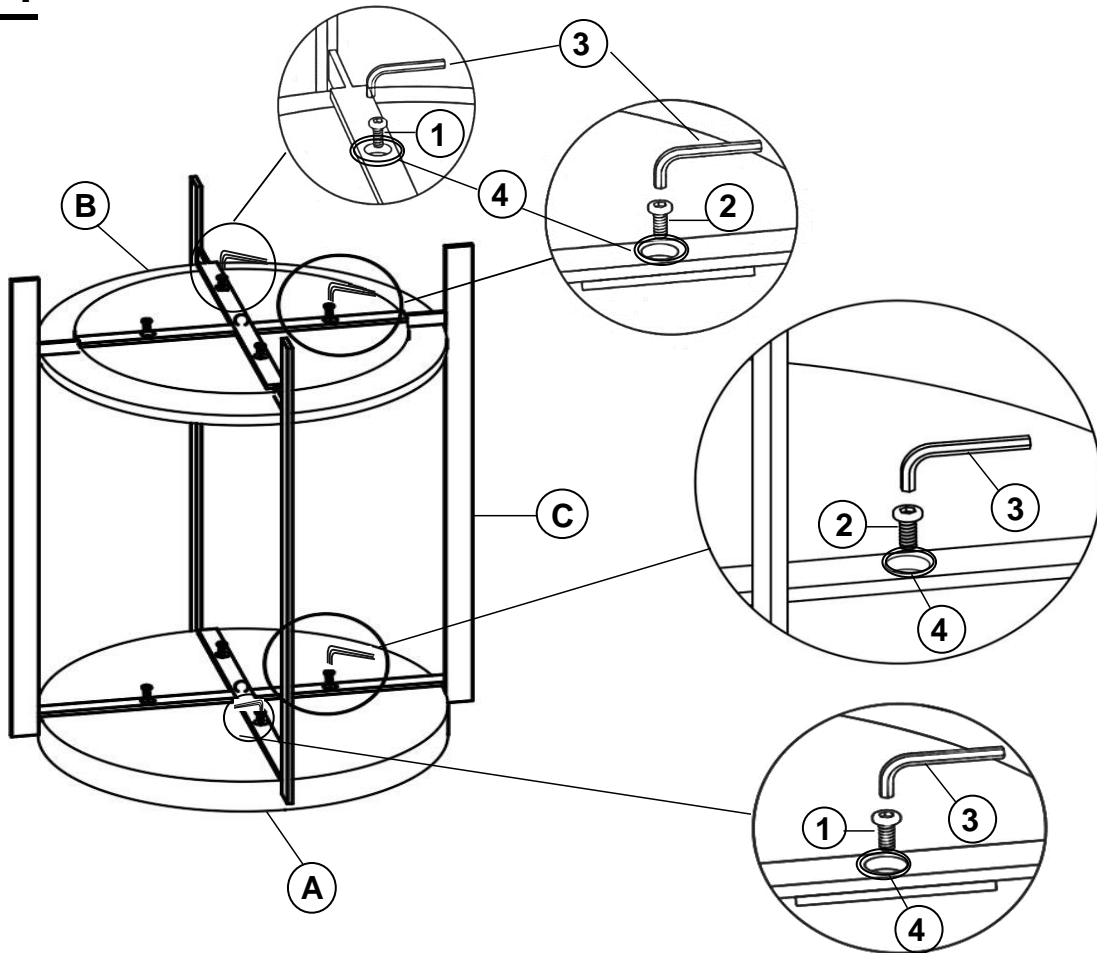
HARDWARE IDENTIFICATION

1	SHORT BOLT (M5 x 16mm - BLK)		4PCS
2	LONG BOLT (M5 x 20mm - BLK)		4PCS
3	ALLEN WRENCH (3 mm - BLK)		1PC
4	FLAT WASHER (6 mm - BLK)		8PCS

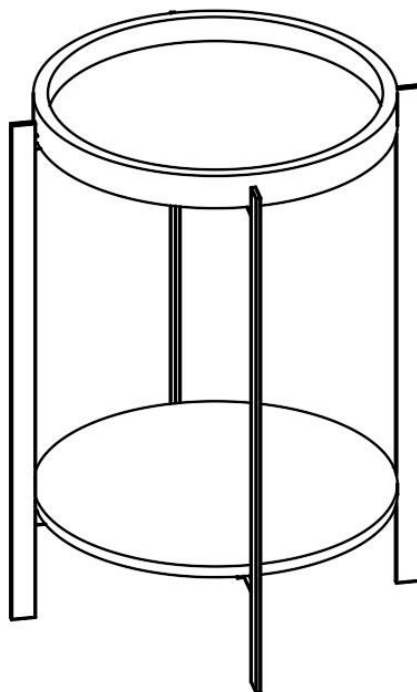
ITEM: **931218**



ASSEMBLY INSTRUCTIONS
STEP 1

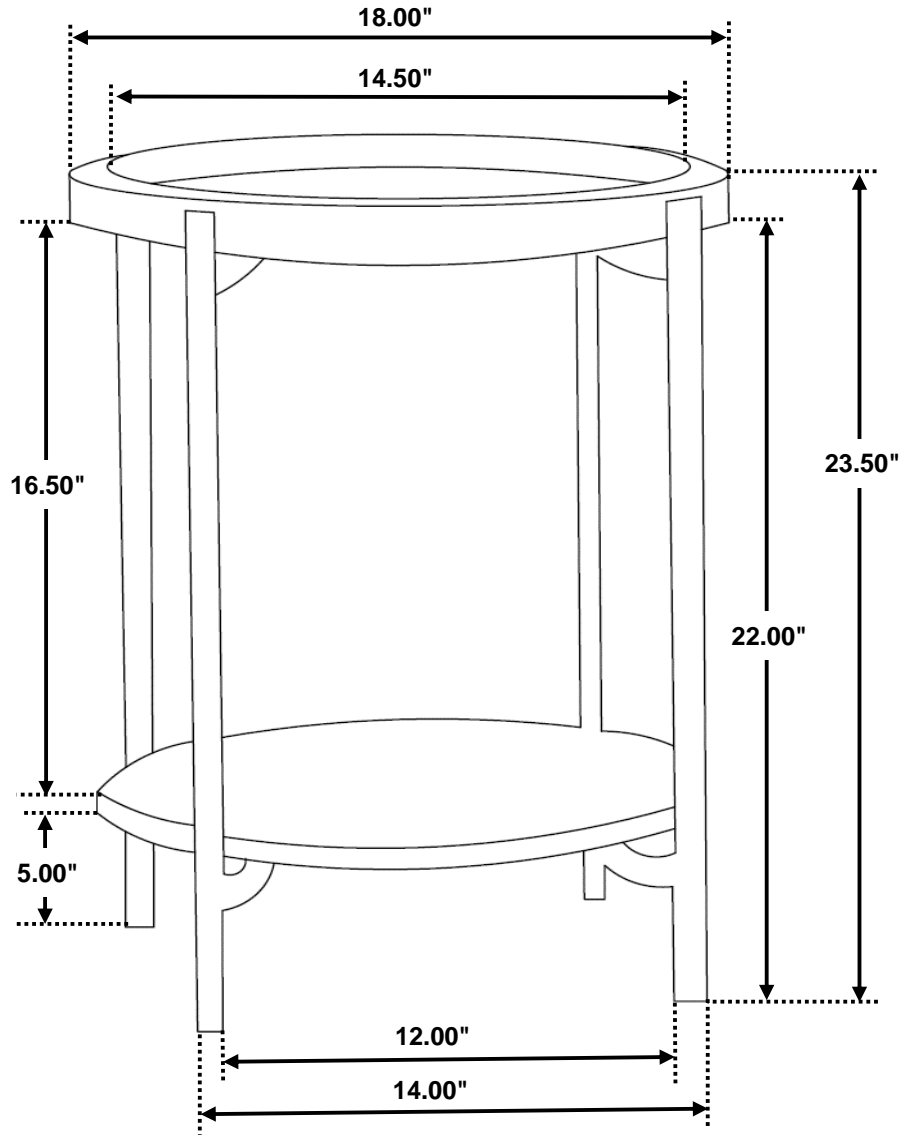


STEP 2
COMPLETE



ITEM:931218

COASTER
FINE FURNITURE



Note : Dimension tolerance $\pm 5\%$