

ASSEMBLY INSTRUCTIONS
COASTER FINE FURNITURE



Fine Furniture for every stage of life

306020Q(B1&B2)
Queen Bed

REVISION 0 : 05/22/2023
REVISION 1 : 12/15/2023

ITEM: 306020Q(B1&B2)



ASSEMBLY INSTRUCTIONS

ASSEMBLY TIPS:

1. Remove hardware from box and sort by size.
2. Please check to see that all hardware and parts are present prior to start of assembly.
3. Please follow attached instructions in the same sequence as numbered to assure fast & easy assembly.



WARNING!

1. Don't attempt to repair or modify parts that are broken or defective. Please contact the store immediately.
2. This product is for home use only and not intended for commercial establishments.




ASSEMBLY TIME

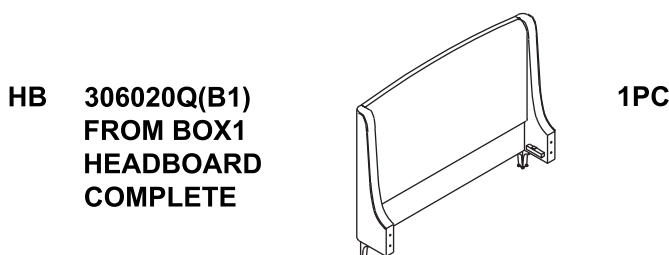
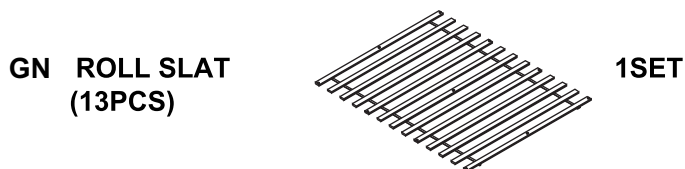
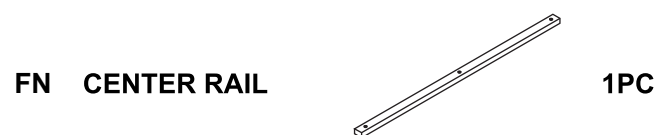
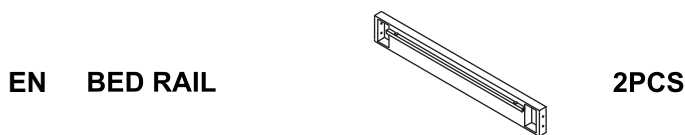

30 MINUTES

PARTS IDENTIFICATION

B1 (BOX1)



B2 (BOX2)



ITEM: 306020Q(B1&B2)

ASSEMBLY INSTRUCTIONS

ASSEMBLY TIPS:

1. Remove hardware from box and sort by size.
2. Please check to see that all hardware and parts are present prior to start of assembly.
3. Please follow attached instructions in the same sequence as numbered to assure fast & easy assembly.



WARNING!

1. Don't attempt to repair or modify parts that are broken or defective. Please contact the store immediately.
2. This product is for home use only and not intended for commercial establishments.







ASSEMBLY TIME







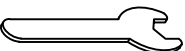

30 MINUTES

HARDWARE IDENTIFICATION

Z-B1 (BOX1) - HARDWARE PACK IS LOCATED IN 306020Q(B1)

1	BOLT (Ø5/16" x 50mm - RBW)		4PCS	2	FLAT WASHER (Ø5/16"-RBW)		4PCS
3	LOCK WASHER (Ø5/16"-RBW)		4PCS	4	ALLEN WRENCH (5mm - RBW)		1PC

Z-B2 (BOX2) - HARDWARE PACK IS LOCATED IN 306020Q(B2)

5	SHORT BOLT (Ø5/16"x50mm-RBW)		4PCS	6	FLAT WASHER (Ø5/16" - RBW)		12PCS
7	LOCK WASHER (Ø5/16" - RBW)		12PCS	8	ALLEN WRENCH (5mm - RBW)		1PC
9	LONG BOLT (Ø5/16" x 100mm - RBW)		8PCS	10	HEX NUT (Ø5/16" - RBW)		8PCS
11	WRENCH (12mm - RBW)		1PC	12	PAN HEAD SCREW (M4 x 35mm - RBW)		8PCS

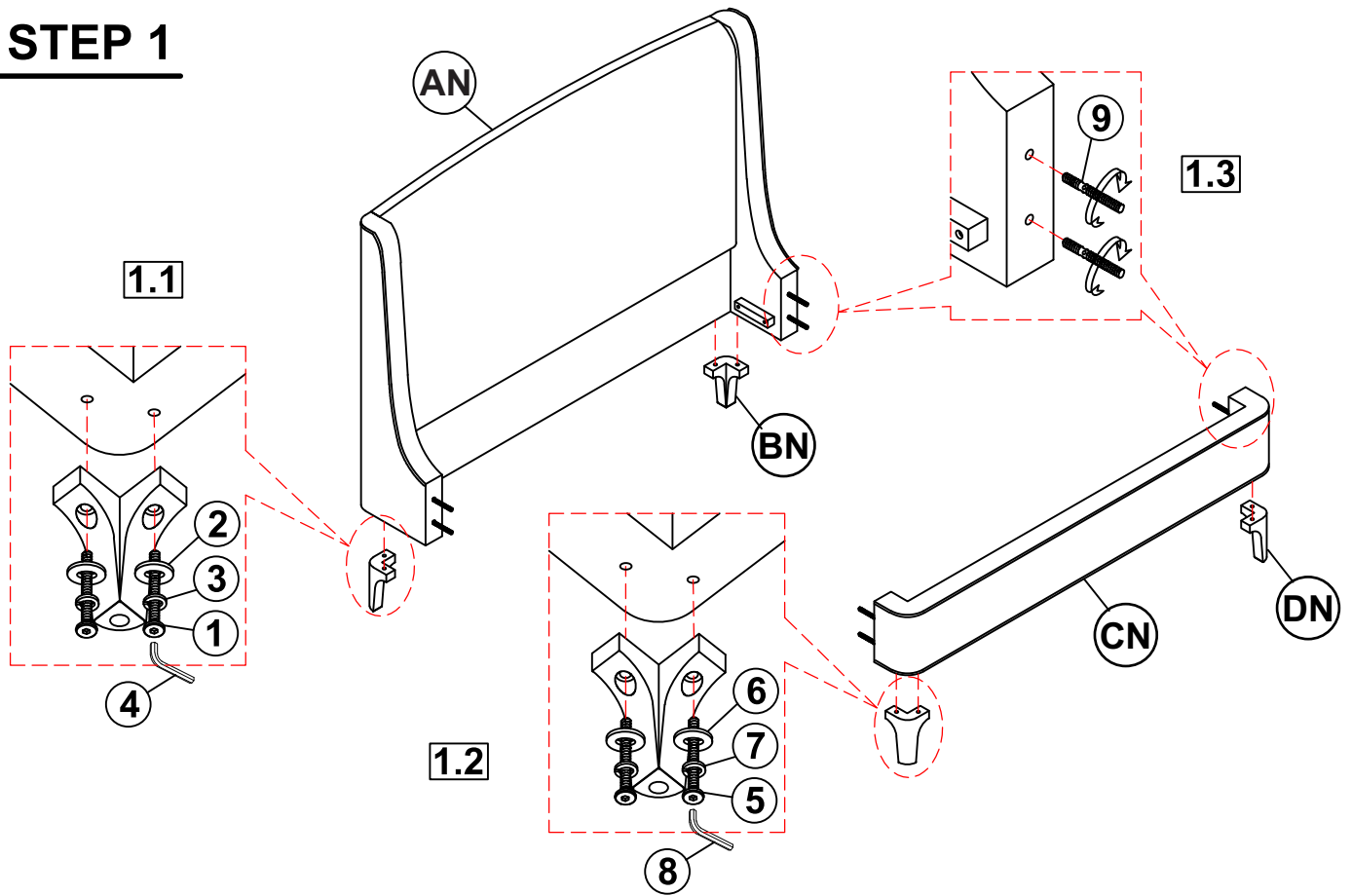
NOTE:

Phillips head screw driver is required in the assembly process; however, manufacturer does not provide this item.

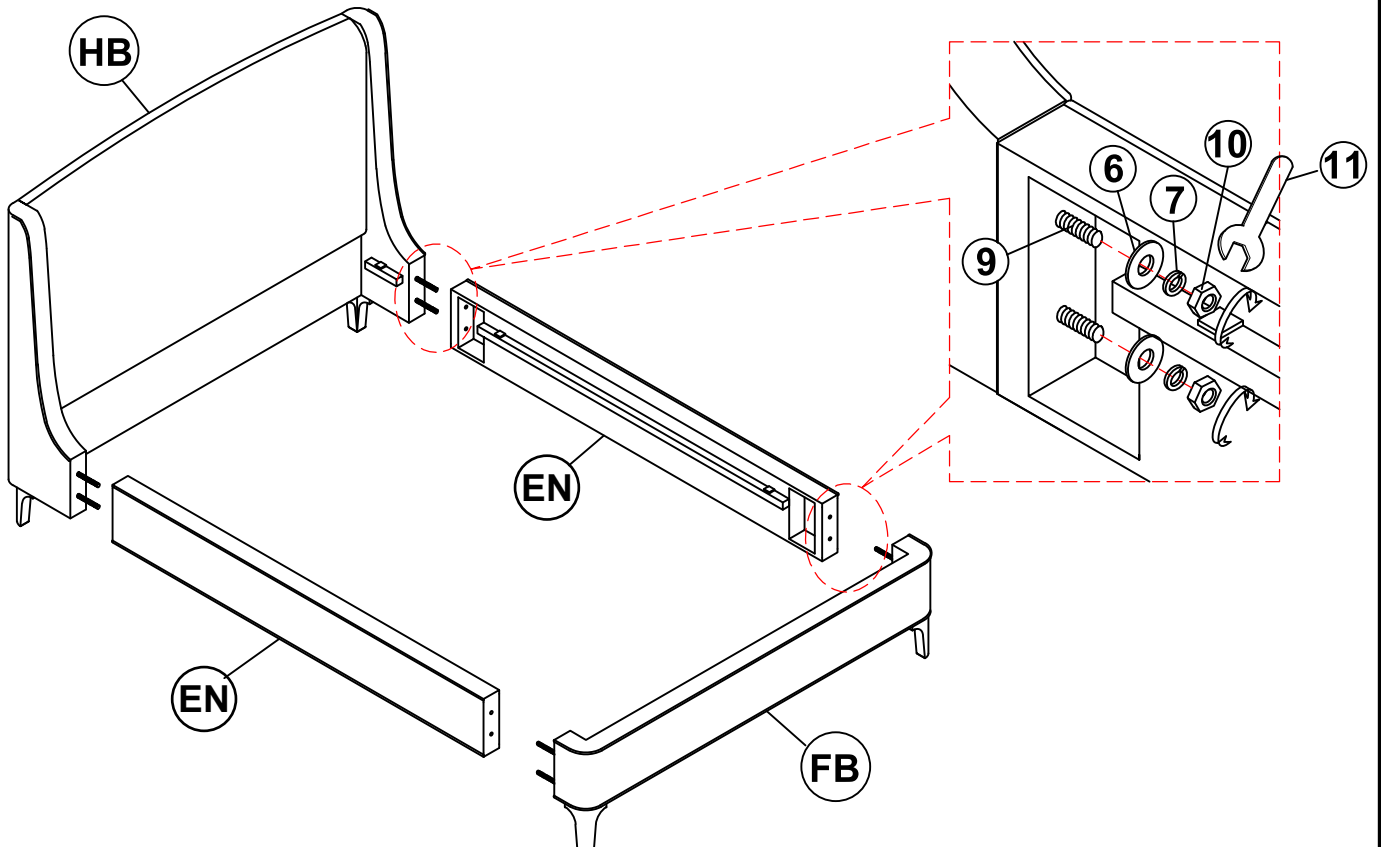
ITEM: 306020Q(B1&B2)

ASSEMBLY INSTRUCTIONS

STEP 1



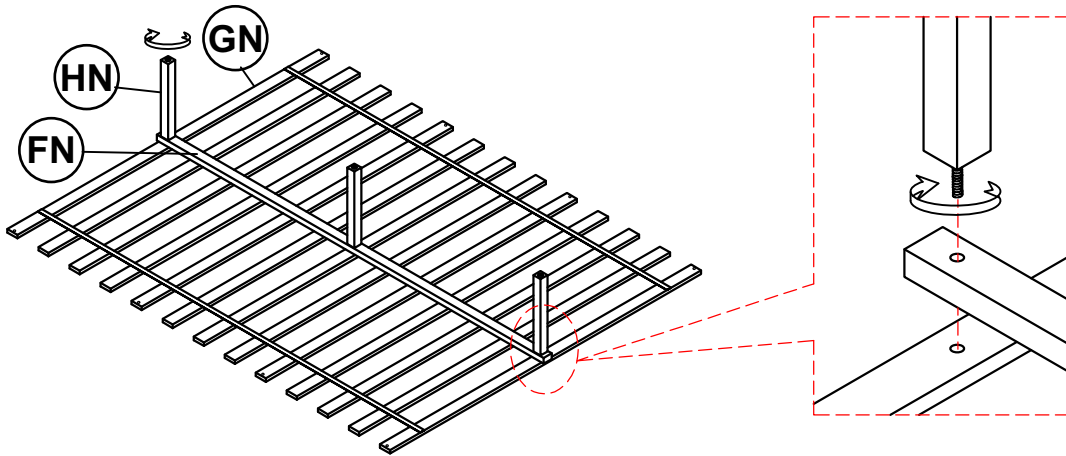
STEP 2



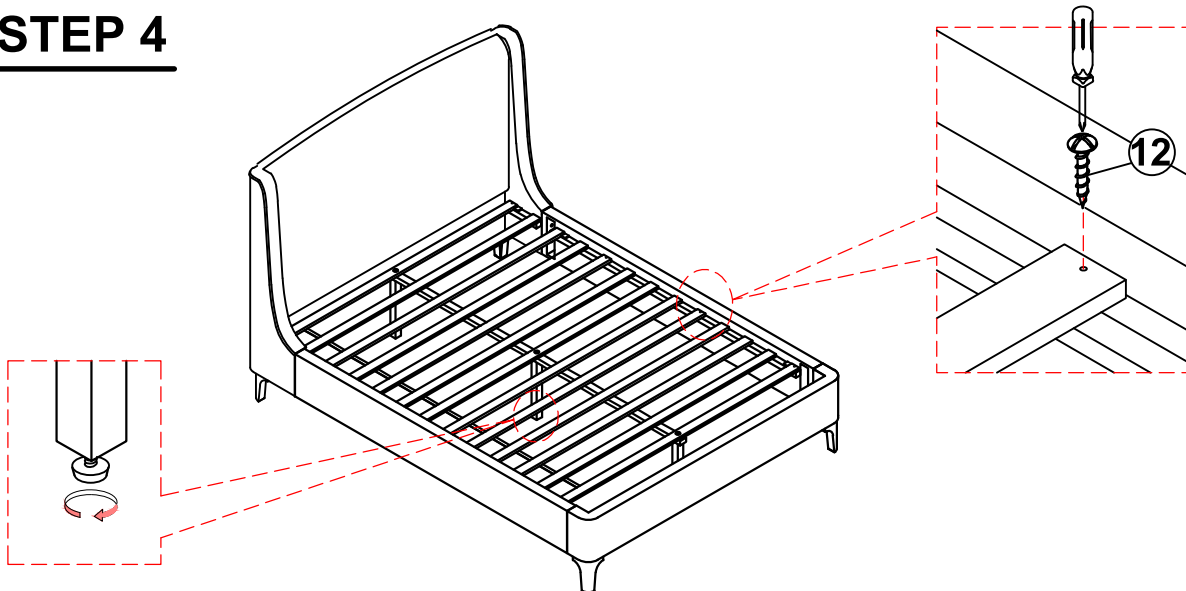
ITEM: 306020Q(B1&B2)

ASSEMBLY INSTRUCTIONS

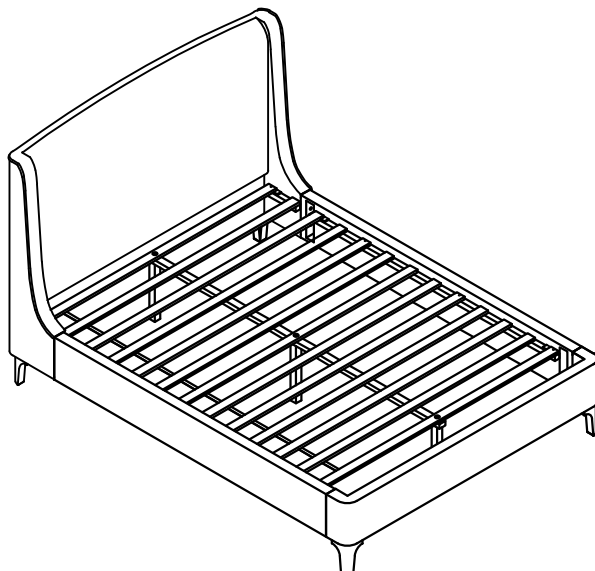
STEP 3



STEP 4



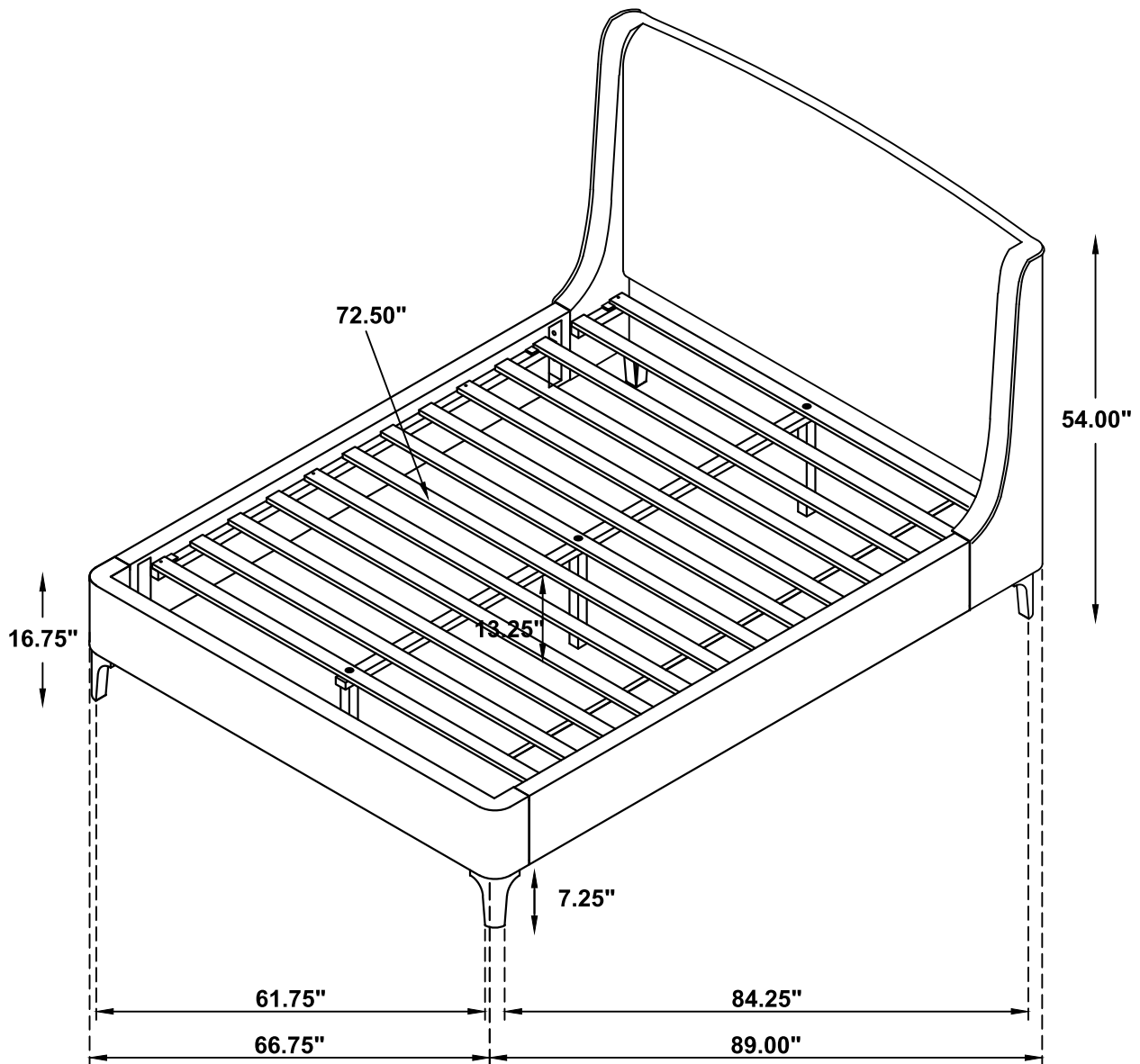
STEP 5 **COMPLETE**



ITEM: 306020Q(B1&B2)



Inner Size: 61.00"W X 81.25"D



Note :Dimension tolerance $\pm 5\%$