



*ASSEMBLY INSTRUCTIONS
COASTER FINE FURNITURE*



Fine Furniture for every stage of life

REVISION 0 : 02/28/2024

707828
Coffee Table

ITEM:707828



ASSEMBLY INSTRUCTIONS


ASSEMBLY TIPS:

- 1. Remove hardware from box and sort by size.
- 2. Please check to see that all hardware and parts are present prior start of assembly.
- 3. Please follow attached instructions in the same sequence as numbered to assure fast & easy assembly.



WARNING!

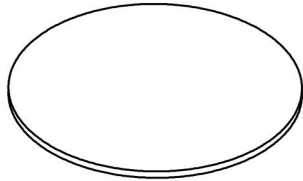

- 1. Don't attempt to repair or modify parts that are broken or defective .Please contact the store immediately.
- 2. This product is for home use only and not intended for commercial establishment.






ASSEMBLY TIME

5 MINUTES

PARTS IDENTIFICATION

B1 (BOX 1)	B2 (BOX 2)
A TOP  1PC	B BASE  1PC

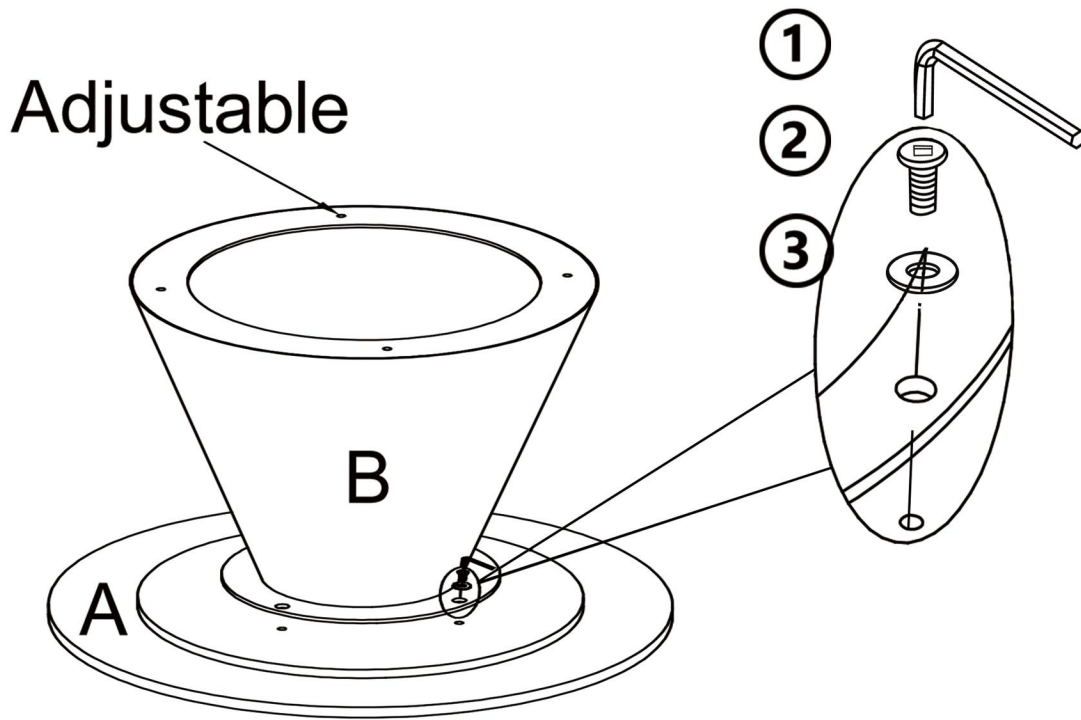
HARDWARE IDENTIFICATION

Z	HARDWARE PACK	Hardware pack is located in 707828B2	
1	ALLEN WRENCH M8-SR		1PC
2	BOLT M8" *15MM-GD		4PCS
3	FLAT WASHER Ø18 *Ø8-GD		4PCS



ITEM: 707828

ASSEMBLY INSTRUCTIONS

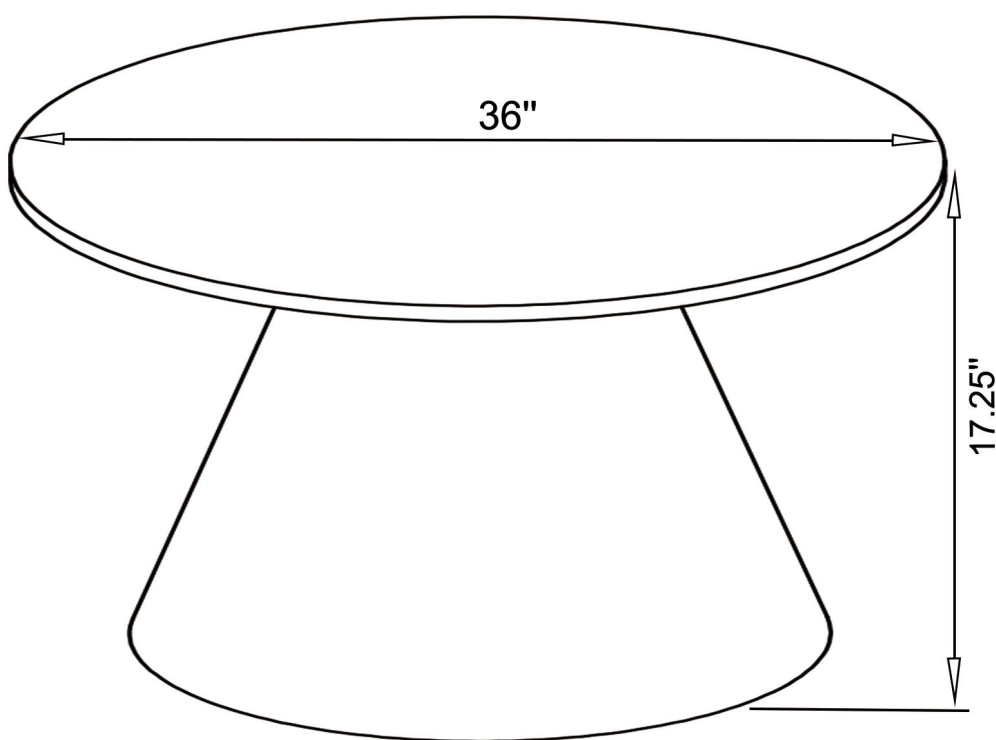
STEP 1



STEP 2



ITEM: 707828
ASSEMBLY INSTRUCTIONS



Note :Dimension tolerance $\pm 5\%$

