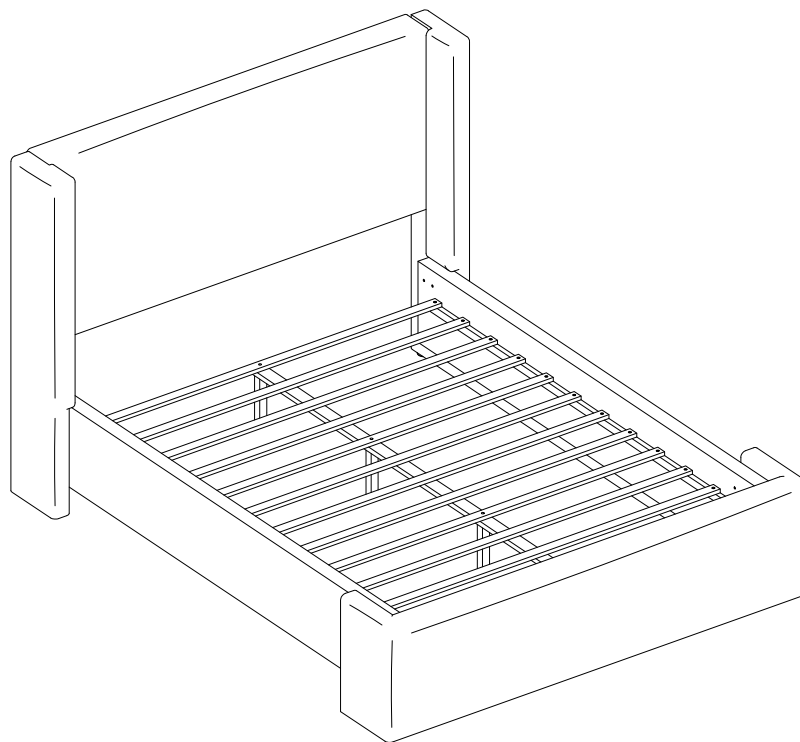


ASSEMBLY INSTRUCTIONS
COASTER FINE FURNITURE



Fine Furniture for every stage of life

310078Q(B1&B2)
Queen Bed

ITEM: 310078Q(B1&B2)



ASSEMBLY INSTRUCTIONS


ASSEMBLY TIPS:

1. Remove hardware from box and sort by size.
2. Please check to see that all hardware and parts are present prior to start of assembly.
3. Please follow attached instructions in the same sequence as numbered to assure fast & easy assembly.



WARNING!

1. Don't attempt to repair or modify parts that are broken or defective. Please contact the store immediately.
2. This product is for home use only and not intended for commercial establishments.

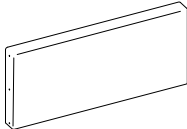







ASSEMBLY TIME



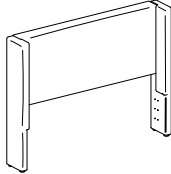

25 MINUTES

PARTS IDENTIFICATION

B1 (BOX 1)

A	HEADBOARD PANEL		1PC
B	FOOTBOARD		1PC
C	LEFT HEADBOARD LEG		1PC
D	RIGHT HEADBOARD LEG		1PC
E	BED SLAT SUPPORT WITH LEVELER		4PCS
F	ROLL SLAT (13PCS)		1SET

B2 (BOX 2)

G	BED RAIL		2PCS
H	CENTER RAIL		1PC
HB	HEADBOARD FROM BOX1 HEADBOARD COMPLETE		1PC
B	FOOTBOARD FROM BOX1 FOOTBOARD		1PC

ITEM: 310078Q(B1&B2)

ASSEMBLY INSTRUCTIONS

ASSEMBLY TIPS :

1. Remove hardware from box and sort by size.
2. Please check to see that all hardware and parts are present prior to start of assembly.
3. Please follow attached instructions in the same sequence as numbered to assure fast & easy assembly.


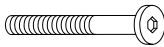
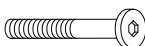








WARNING !

1. Don't attempt to repair or modify parts that are broken or defective. Please contact the store immediately.
2. This product is for home use only and not intended for commercial establishments.

HARDWARE IDENTIFICATION

Z-B1(BOX 1) - HARDWARE PACK IS LOCATED IN 310078Q(B1)

1	LONG BOLT (M8 X 80MM - RBW)		16PCS
2	MEDIUM BOLT (M6 X 50MM - RBW)		4PCS
3	SHORT BOLT (M8 X 40MM - RBW)		6PCS
4	LOCK WASHER (M8 X 13MM - RBW)		22PCS
5	FLAT WASHER (M8 X 19MM - RBW)		22PCS
6	FLAT HEAD SCREW (M4 X 28MM - RBW)		26PCS
7	BIG ALLEN WRENCH (M5 X 65MM - BLK)		1PC
8	SMALL ALLEN WRENCH (M4 X 110MM - BLK)		1PC
9	WOOD DOWEL (M8 X 35MM)		8PCS

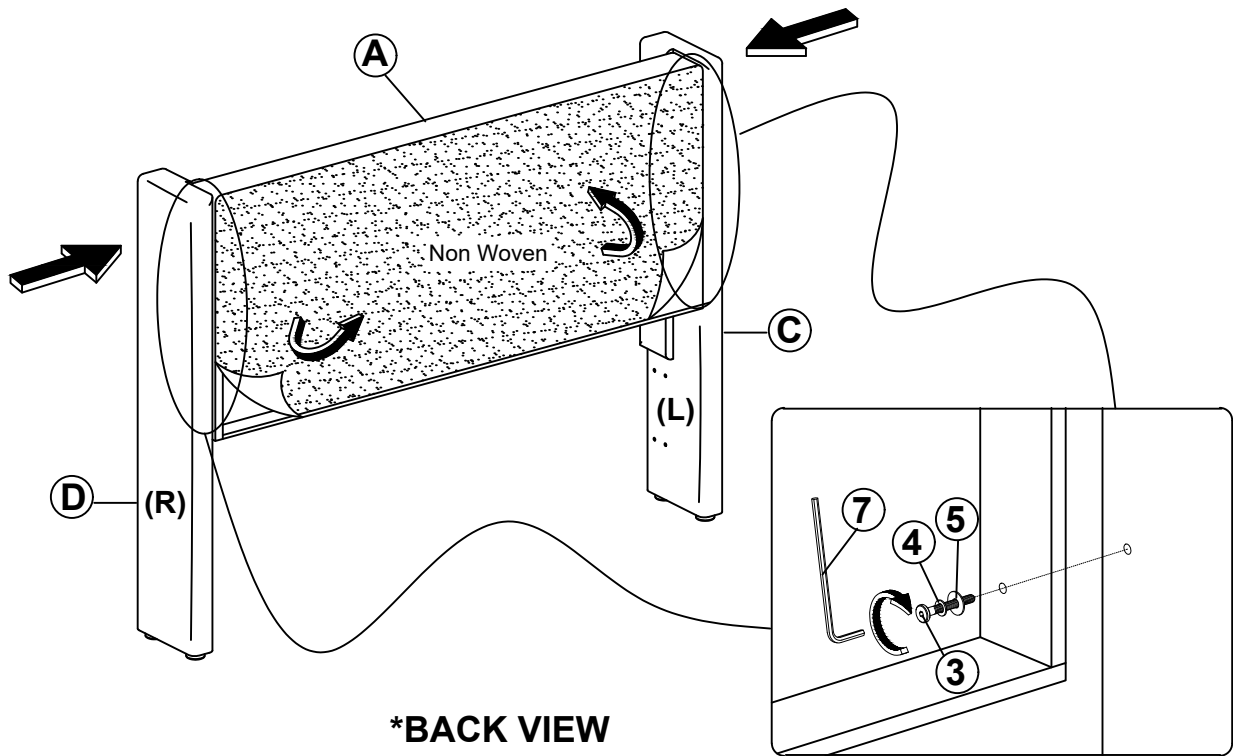
NOTE:

Phillips head screw driver is required in the assembly process; however, manufacture dose not provided this item.

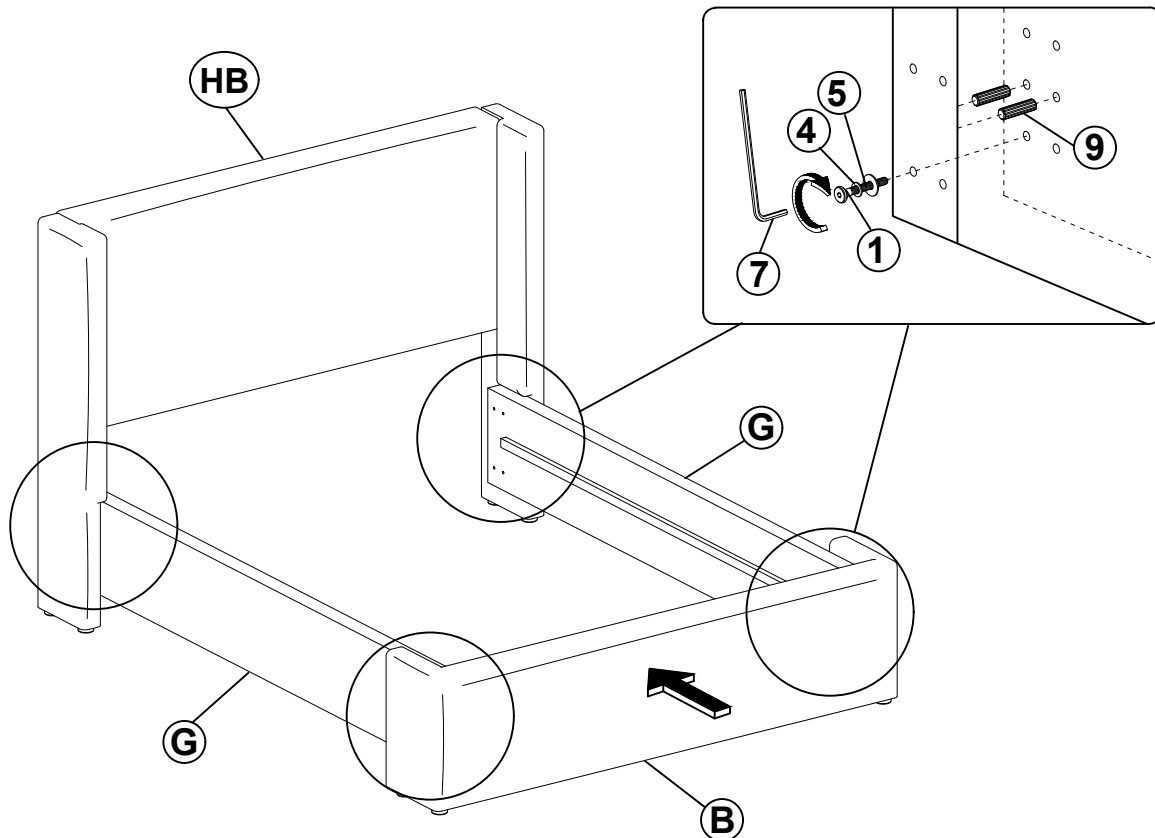
ITEM: 310078Q(B1&B2)

ASSEMBLY INSTRUCTIONS

STEP 1



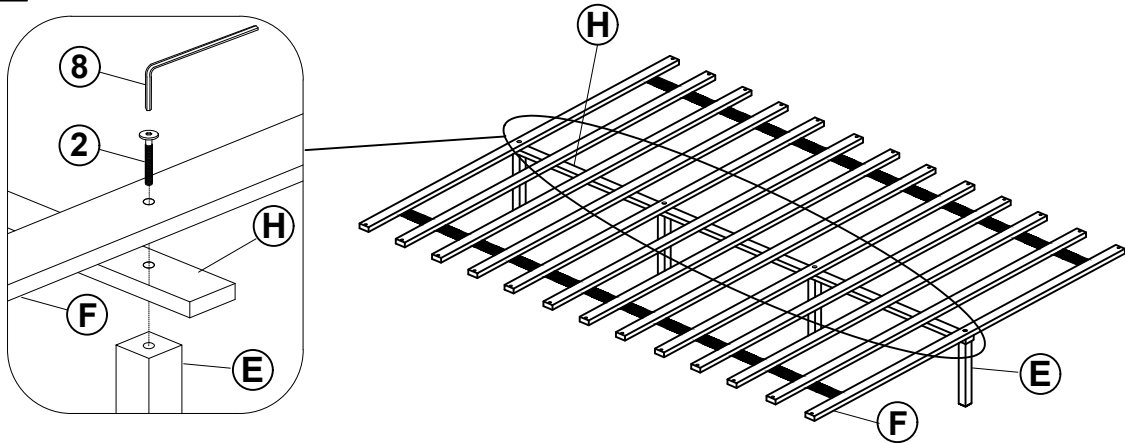
STEP 2



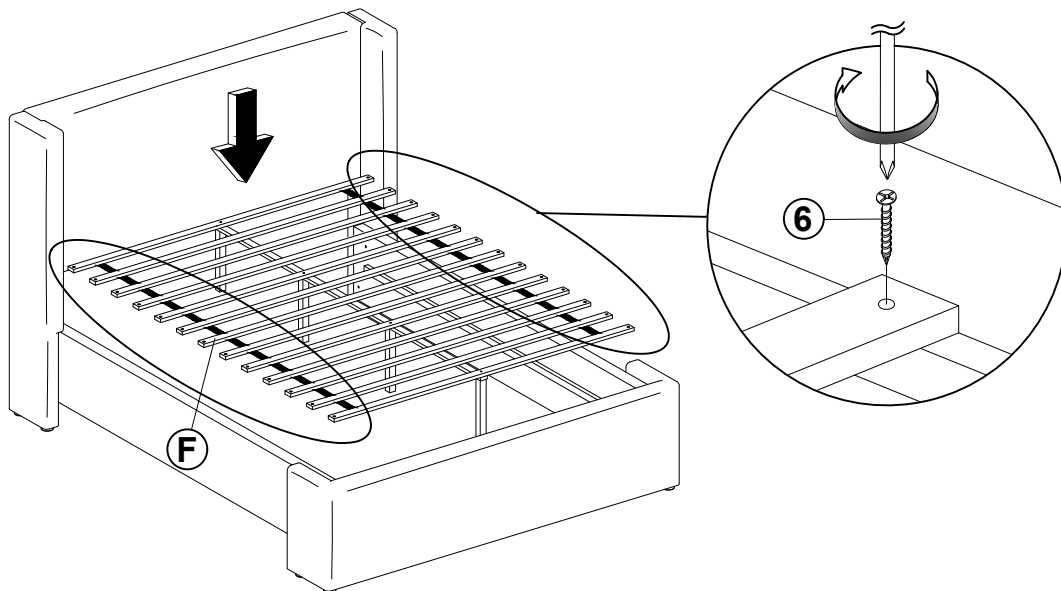
ITEM: 310078Q(B1&B2)

ASSEMBLY INSTRUCTIONS


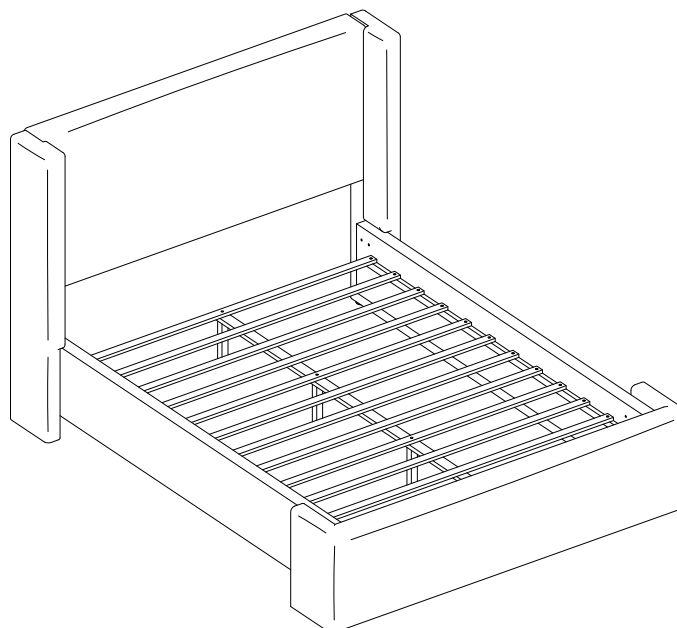
STEP 3



STEP 4



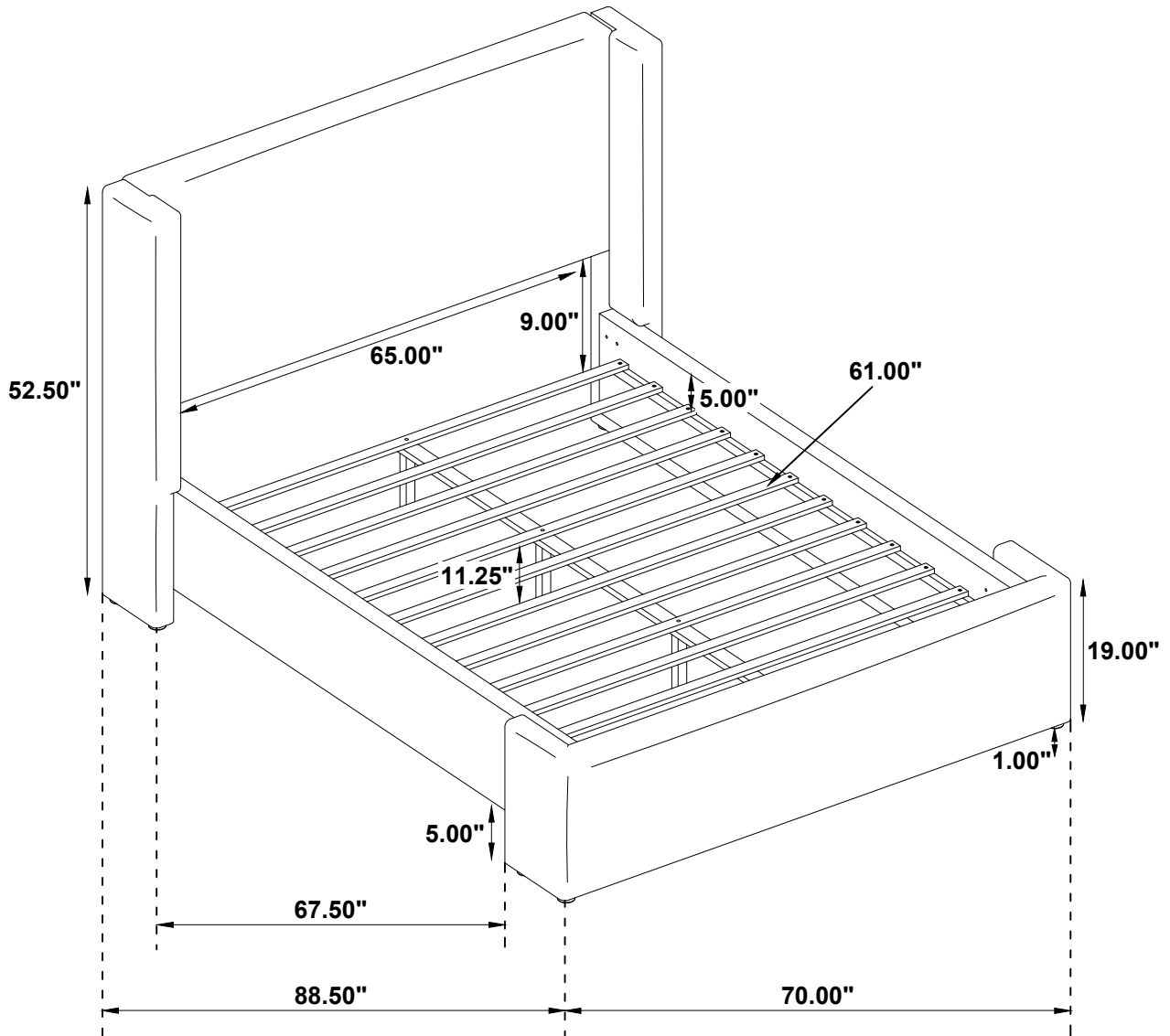
STEP 5 COMPLETE



ITEM: 310078Q(B1&B2)



Inner Size : 61.00"W X 80.50"D



Note: Dimension tolerance $\pm 5\%$