



ASSEMBLY INSTRUCTIONS COASTER FINE FURNITURE



108062
SIDE CHAIR

ITEM:108062



ASSEMBLY INSTRUCTIONS

ASSEMBLY TIPS:

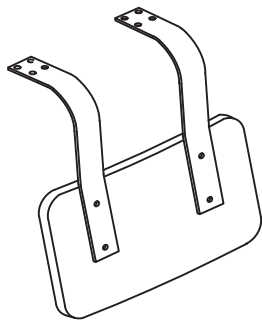
1. Remove hardware from box and sort by size.
2. Please check to see that all hardware and parts are present prior to start of assembly.
3. Please follow attached instructions in the same sequence as numbered to assure fast & easy assembly.




WARNING!

1. Don't attempt to repair or modify parts that are broken or defective. Please contact the store immediately.
2. This product is for home use only and not intended for commercial establishments.



ASSEMBLY TIME **5 MINUTES**



A BACK 1PC



B BASE 1PC

Z HARDWARE IDENTIFICATION			
NO	DESCRIPTION	FIGURE	QTY
1	BOLT (M6 × 16mm - BLK)		8PCS
2	ALLEN WRENCH (M5 - BLK)		1PC

NOTE:


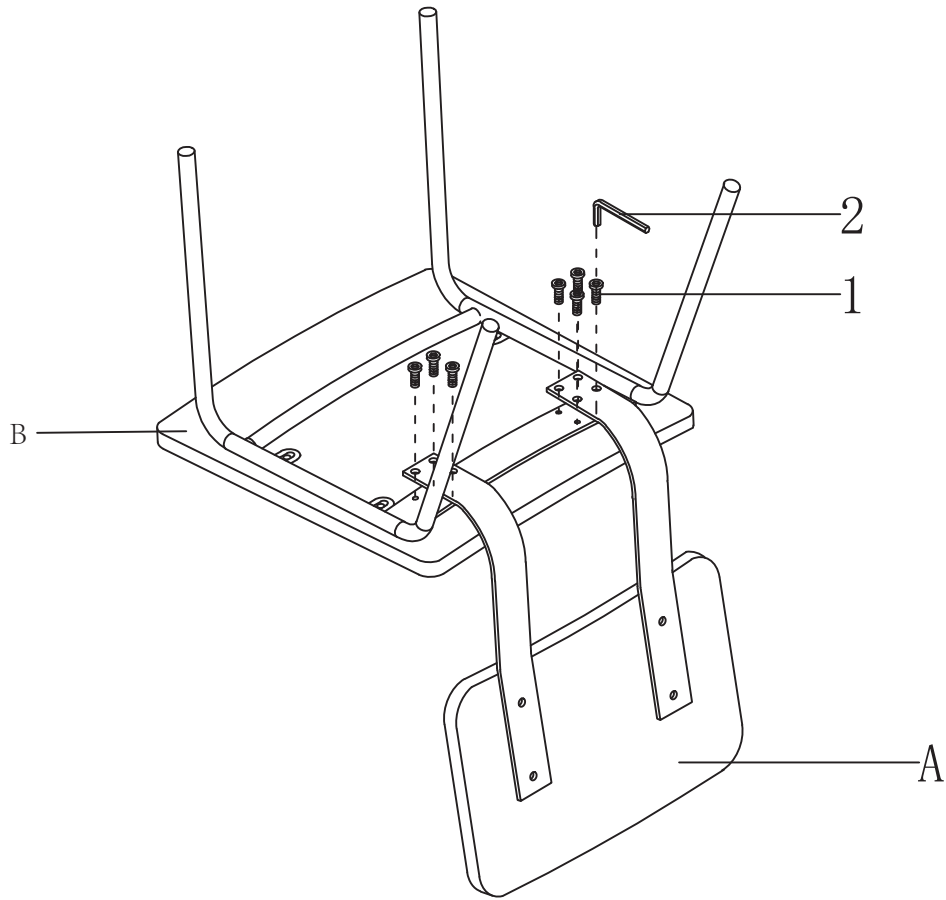
Quantities shown are for one chair.

ITEM:108062

ASSEMBLY INSTRUCTIONS



STEP 1



COASTERFURNITURE.COM

ITEM:108062

ASSEMBLY INSTRUCTIONS

