



# ASSEMBLY INSTRUCTIONS COASTER FINE FURNITURE



902471  
ACCENT CHAIR

ITEM:902471

## ASSEMBLY INSTRUCTIONS

### ASSEMBLY TIPS:


1. Remove hardware from box and sort by size.
2. Please check to see that all hardware and parts are present prior to start of assembly.
3. Please follow attached instructions in the same sequence as numbered to assure fast & easy assembly.



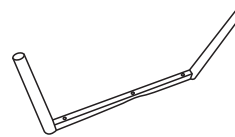
### WARNING!

1. Don't attempt to repair or modify parts that are broken or defective. Please contact the store immediately.
2. This product is for home use only and not intended for commercial establishments.

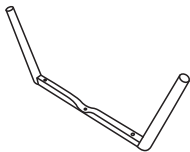
**ASSEMBLY TIME** **5 MINUTES**







A SEAT AND BACK 1PC



C LOWER LEG 1PC



B UPPER LEG 1PC

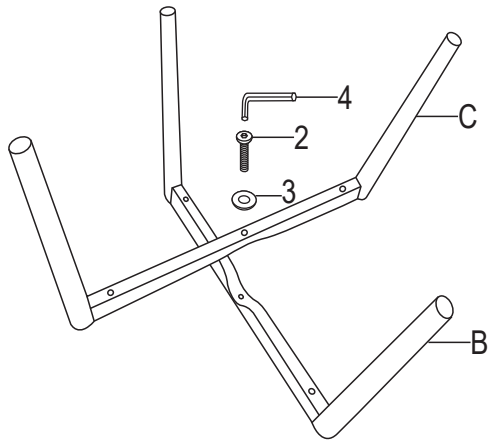
Z HARDWARE IDENTIFICATION			
NO	DESCRIPTION	FIGURE	QTY
1	BOLT (M6 × 45mm - BLK)		4PCS
2	BOLT (M6 × 25mm - BLK)		1PCS
3	FLAT WASHER		5PCS
4	ALLEN WRENCH (M5 - BLK)		1PC

ITEM:902471

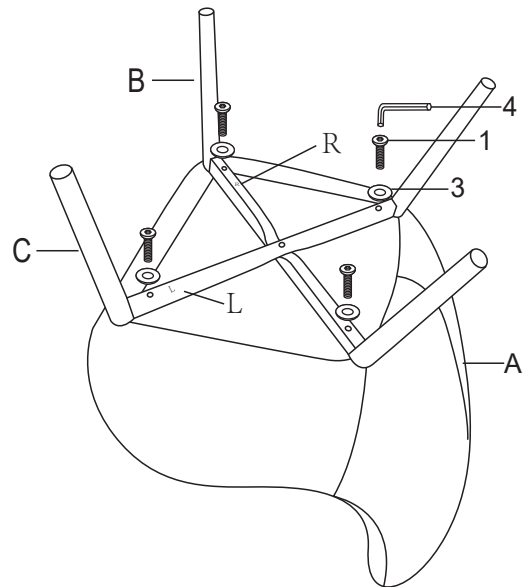
# ASSEMBLY INSTRUCTIONS




## STEP 1



## STEP 2



## STEP 3



COASTERFURNITURE.COM

