

*ASSEMBLY INSTRUCTIONS*  
*COASTER FINE FURNITURE*



*Fine Furniture for every stage of life*

**224863**  
***Dresser***

# ITEM:224863



## ASSEMBLY INSTRUCTIONS

### ASSEMBLY TIPS:

1. Remove hardware from box and sort by size.
2. Please check to see that all hardware and parts are present prior to start of assembly.
3. Please follow attached instructions in the same sequence as numbered to assure fast & easy assembly.



### WARNING!





1. Don't attempt to repair or modify parts that are broken or defective. Please contact the store immediately.
2. This product is for home use only and not intended for commercial establishments.



ASSEMBLY TIME

15 MINUTES

## PARTS IDENTIFICATION

A	DRESSER		1PC
B	LEG FRAME		1PC
C	UPPER CROSSBAR		2PCS
D	LOWER CROSSBAR		1PC

## HARDWARE IDENTIFICATION

1	LONG BOLT (M6 x 40mm - BLK)		6PCS
2	SHORT BOLT (M6 x 30mm - BLK)		2PCS
3	ALLEN WRENCH (M4 x 60mm - BLK)		1PC
4	PAN HEAD SCREW (M4 x 32mm - BLK)		8PCS

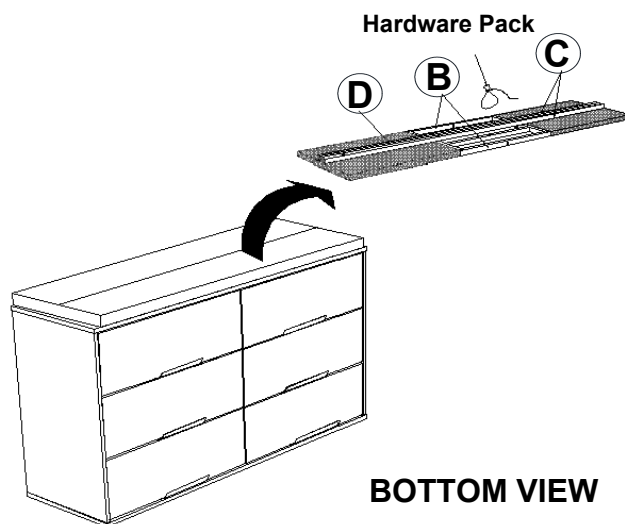
### NOTE:

Phillips head screw driver is required in the assembly process; however, manufacturer does not provide this item.

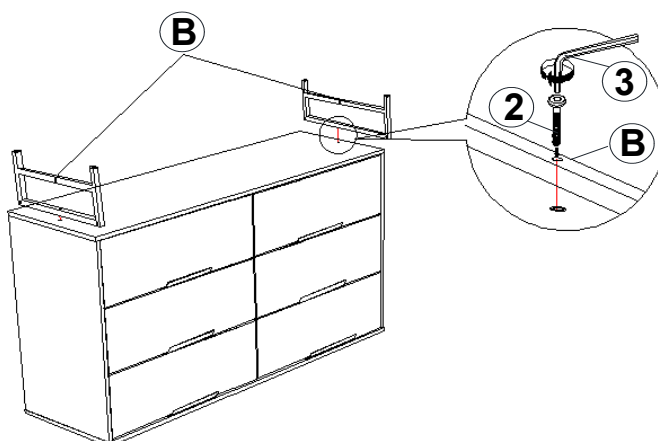
ITEM: **224863**

**ASSEMBLY INSTRUCTIONS**

**STEP 1**

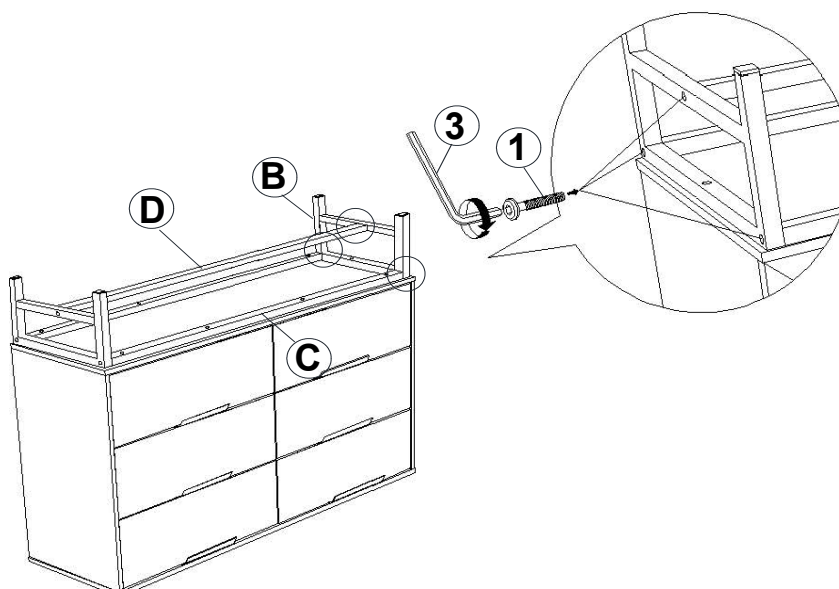


**STEP 2**



NOTE: DO NOT FULLY TIGHTEN IN THIS STEP.

**STEP 3**



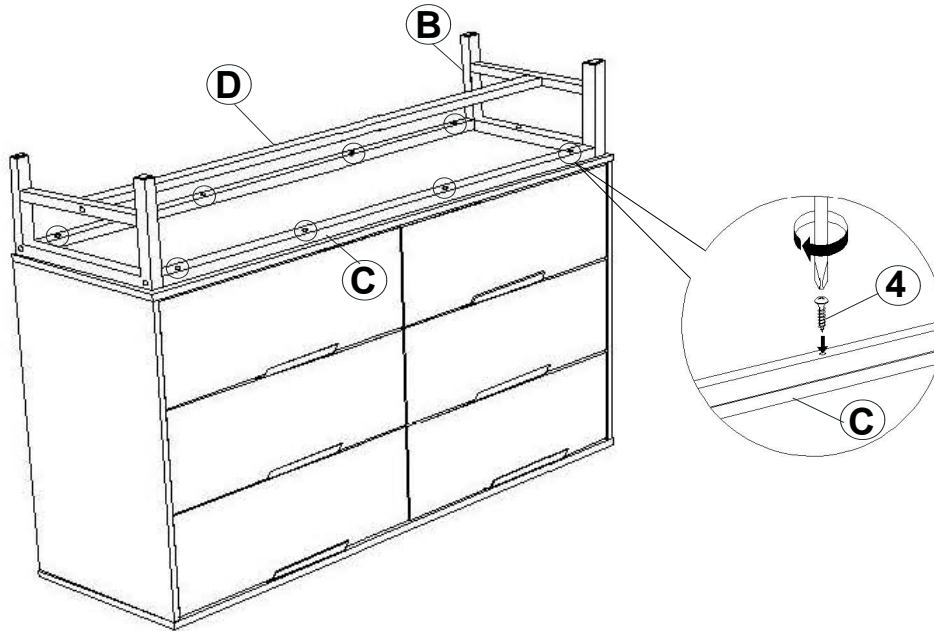
NOTE: FULLY TIGHTEN IN THIS STEP.

ITEM: **224863**



**ASSEMBLY INSTRUCTIONS**

**STEP 4**



**NOTE: FULLY TIGHTEN IN THIS STEP.**

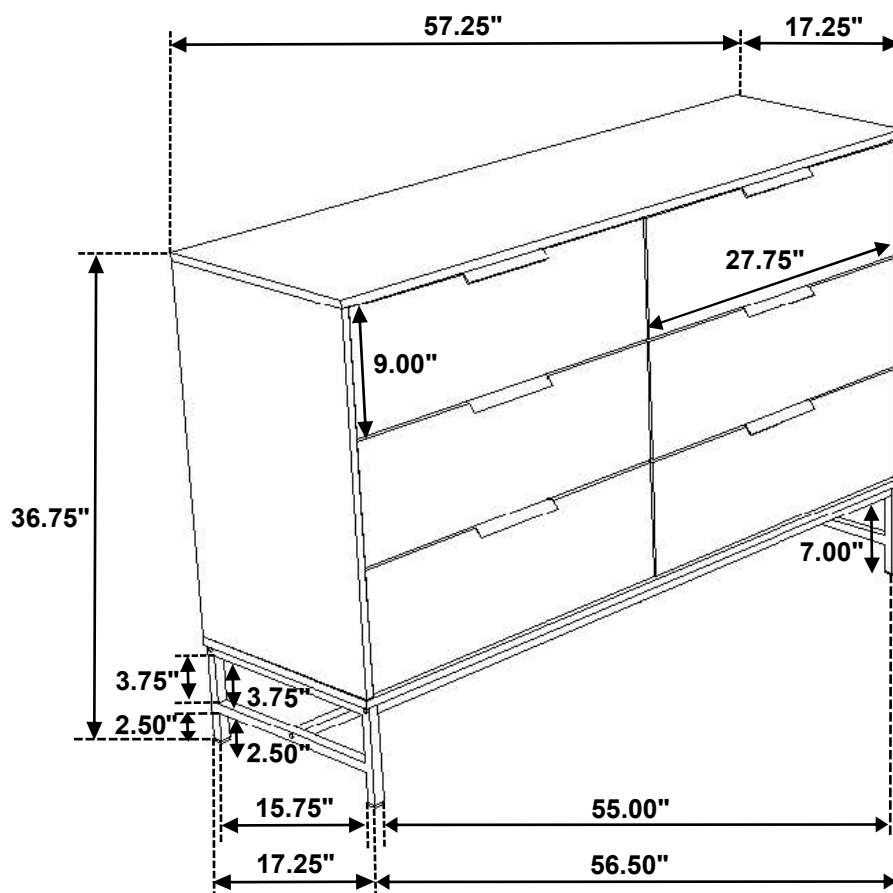
**STEP 5**  
**COMPLETE**



ITEM: **224863**



Inner Size of Drawer : 25.75"W x 11.25"D x 5.25"H x 0.25"H



Note : Dimension tolerance  $\pm 5\%$

*ASSEMBLY INSTRUCTIONS*  
*COASTER FINE FURNITURE*



*Fine Furniture for every stage of life*

**224864**  
**Mirror**

# ITEM:224864



## ASSEMBLY INSTRUCTIONS

### ASSEMBLY TIPS:

1. Remove hardware from box and sort by size.
2. Please check to see that all hardware and parts are present prior to start of assembly.
3. Please follow attached instructions in the same sequence as numbered to assure fast & easy assembly.



### WARNING!

1. Don't attempt to repair or modify parts that are broken or defective. Please contact the store immediately.
2. This product is for home use only and not intended for commercial establishments.

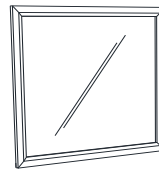


ASSEMBLY TIME

15 MINUTES

## PARTS IDENTIFICATION

A MIRROR



1PC

B DRESSER FROM  
BOX ITEM #224863



1PC

C MIRROR SUPPORT  
(PACKED WITH DRESSER)



2PCS

## HARDWARE IDENTIFICATION

1 FLAT HEAD SCREW  
(M4 x 32mm - RBW)



10PCS

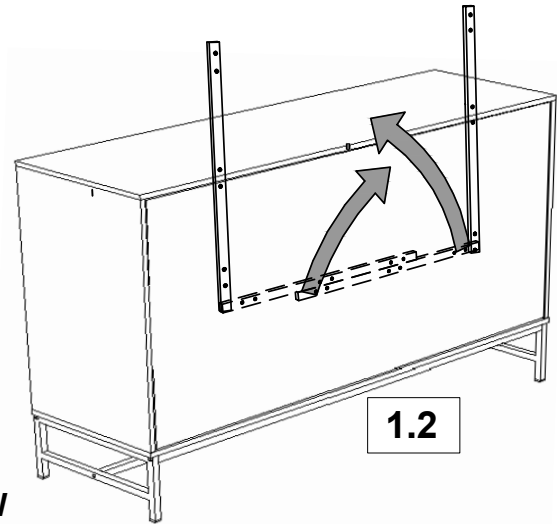
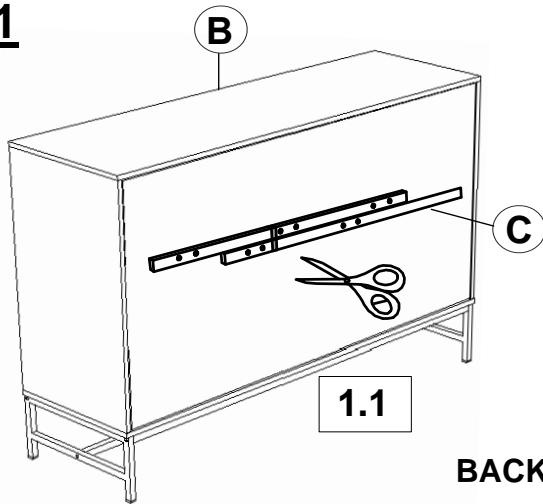
### NOTE:

Phillips head screw driver is required in the assembly process; however, manufacturer does not provide this item.

ITEM: **224864**

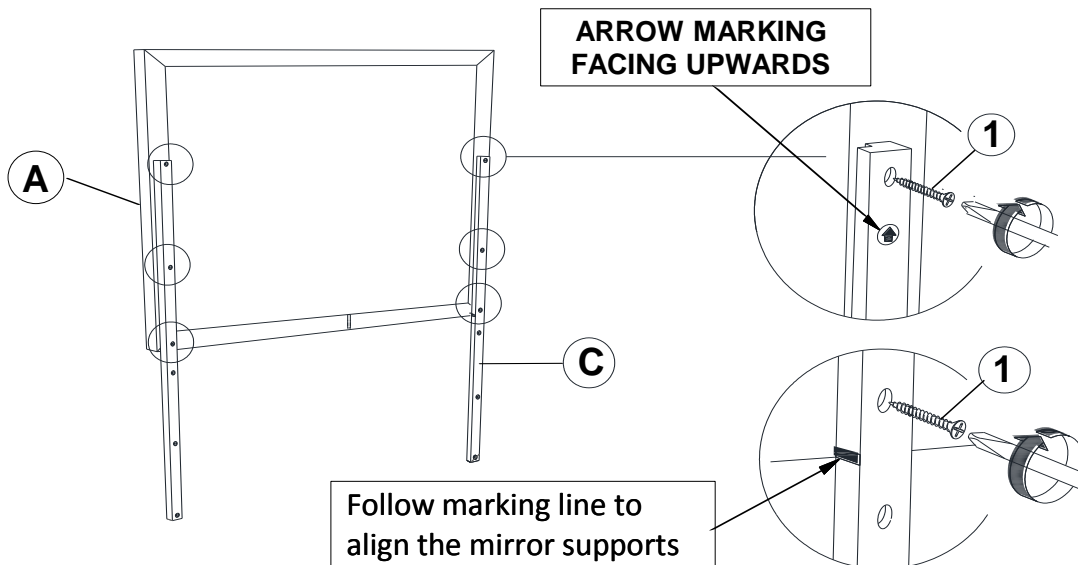
**ASSEMBLY INSTRUCTIONS**

**STEP 1**

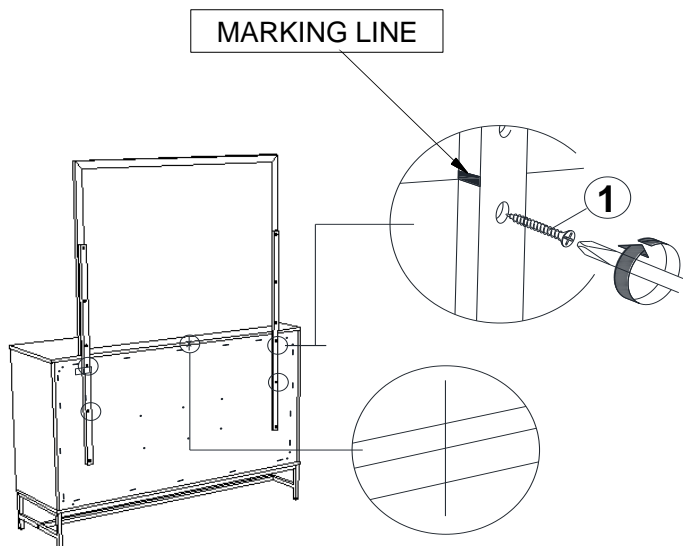


**BACK VIEW**

**STEP 2**




**STEP 3**



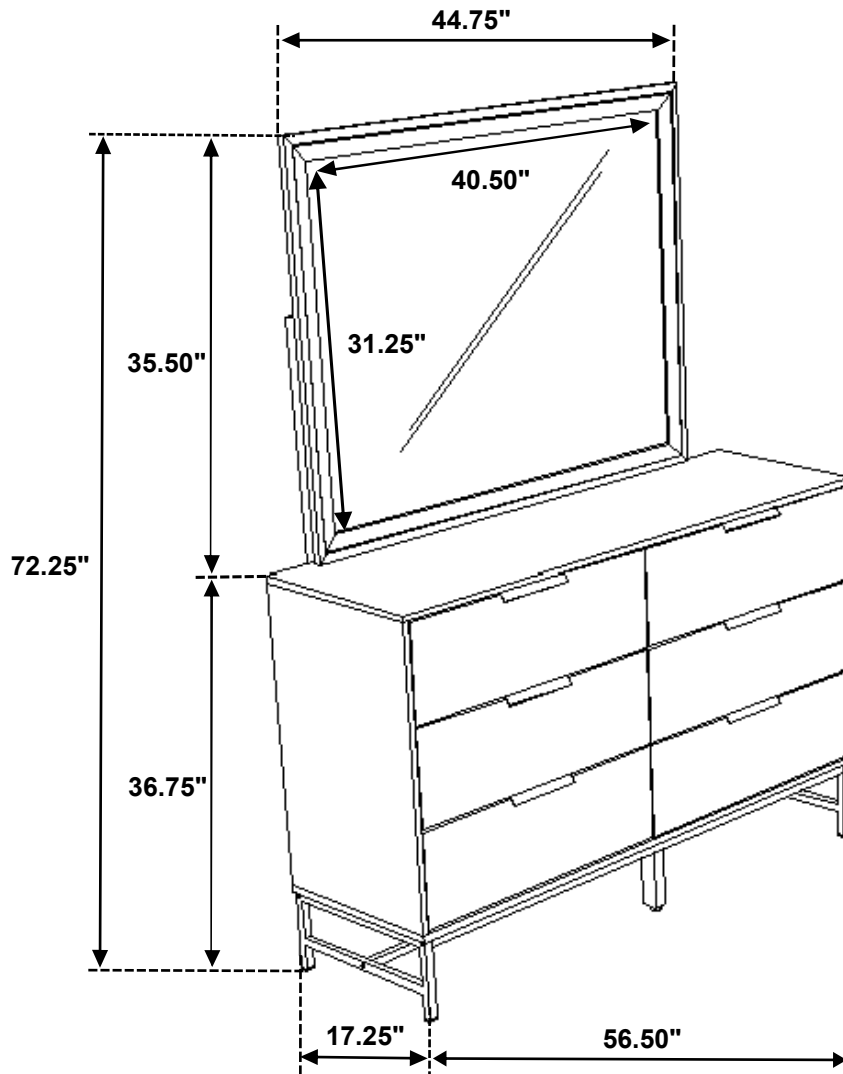
REMARK:  
LINE MARKING MUST BE ALIGNED

**STEP 4**  
**COMPLETE**





ITEM:224864



Note : Dimension tolerance  $\pm 5\%$