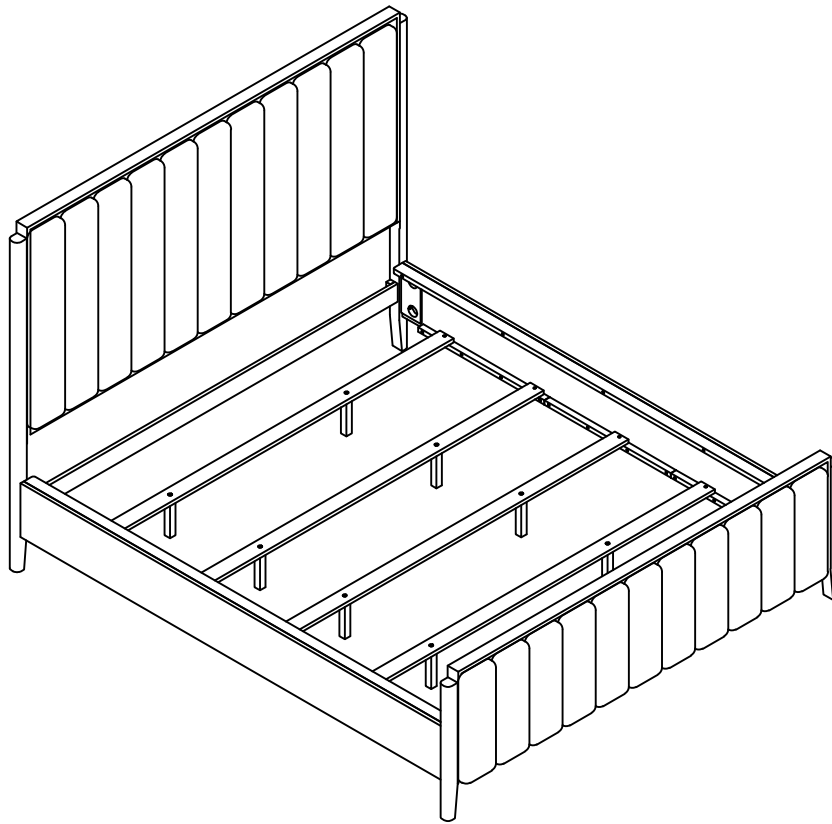


ASSEMBLY INSTRUCTIONS
COASTER FINE FURNITURE



Fine Furniture for every stage of life

224710KW(B1-B3)
California King Bed

ITEM: 224710KW(B1-B3)



ASSEMBLY INSTRUCTIONS

ASSEMBLY TIPS:

- 1.Remove hardware from box and sort by size.
- 2.Please check to see that all hardware and parts are present prior to start of assembly.
- 3.Please follow attached instructions in the same sequence as numbered to assure fast & easy assembly.

WARNING!



- 1.Don't attempt to repair or modify parts that are broken or defective. Please contact the store immediately.
- 2.This product is for home use only and not intended for commercial establishments.

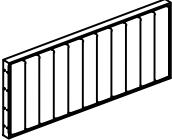





ASSEMBLY TIME

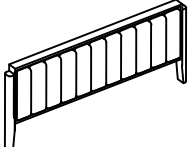
30 MINUTES

PARTS IDENTIFICATION





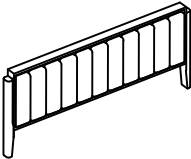
B1 (BOX 1)

A	HEADBOARD PANEL		1PC	C	RIGHT HEADBOARD LEG		1PC
B	HEADBOARD BOTTOM RAIL		1PC	D	LEFT HEADBOARD LEG		1PC

B2 (BOX 2)

E	FOOTBOARD		1PC
---	-----------	---	-----

B3 (BOX 3)

F	BED RAIL		2PCS	H	BED SLAT SUPPORT WITH LEVELER		8PCS
G	BED SLAT		4PCS				
HB	224710KW (B1) FROM BOX 1 HEADBOARD COMPLETE		1PC	FB	224710KW (B2) FROM BOX 2 FOOTBOARD		1PC

NOTE:

Phillips head screw driver is required in the assembly process; however, manufacturer does not provide this item.

ITEM: 224710KW(B1-B3)



ASSEMBLY INSTRUCTIONS

ASSEMBLY TIPS:

- 1.Remove hardware from box and sort by size.
- 2.Please check to see that all hardware and parts are present prior to start of assembly.
- 3.Please follow attached instructions in the same sequence as numbered to assure fast & easy assembly.

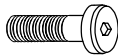



WARNING!




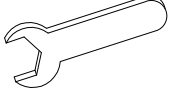



- 1.Don't attempt to repair or modify parts that are broken or defective. Please contact the store immediately.
- 2.This product is for home use only and not intended for commercial establishments.

HARDWARE IDENTIFICATION

Z-B1 (BOX 1) - HARDWARE PACK IS LOCATED IN 224710KW (B1)

1	BOLT (5/16" x 38mm - BLK)		10PCS	3	FLAT WASHER (5/16" x 19 x 1.5mm - BLK)		10PCS
2	LOCK WASHER (5/16" - BLK)		10PCS	4	ALLEN WRENCH (74 x 30 x 4mm - BLK)		1PC

Z-B3 (BOX 3) - HARDWARE PACK IS LOCATED IN 224710KW (B3)

5	THREADED BOLT (5/16" x 75mm - RBW)		8PCS	8	WRENCH (13MM - RBW)		1PC
6	U-SQUARE WASHER (25 x 15 x 2mm - RBW)		8PCS	9	FLAT HEAD SCREW (4 x 32mm - RBW)		8PC
7	HEX NUT (5/16" x 17mm - RBW)		8PCS				

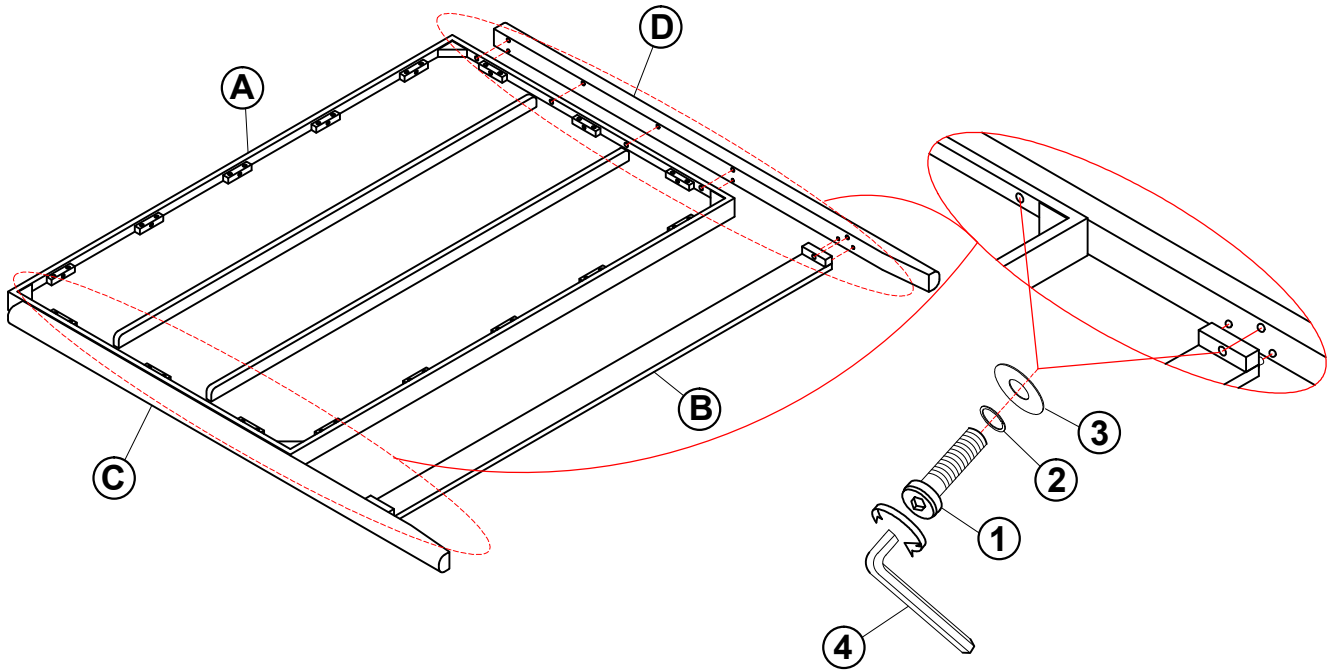
NOTE:

Phillips head screw driver is required in the assembly process; however, manufacturer does not provide this item.

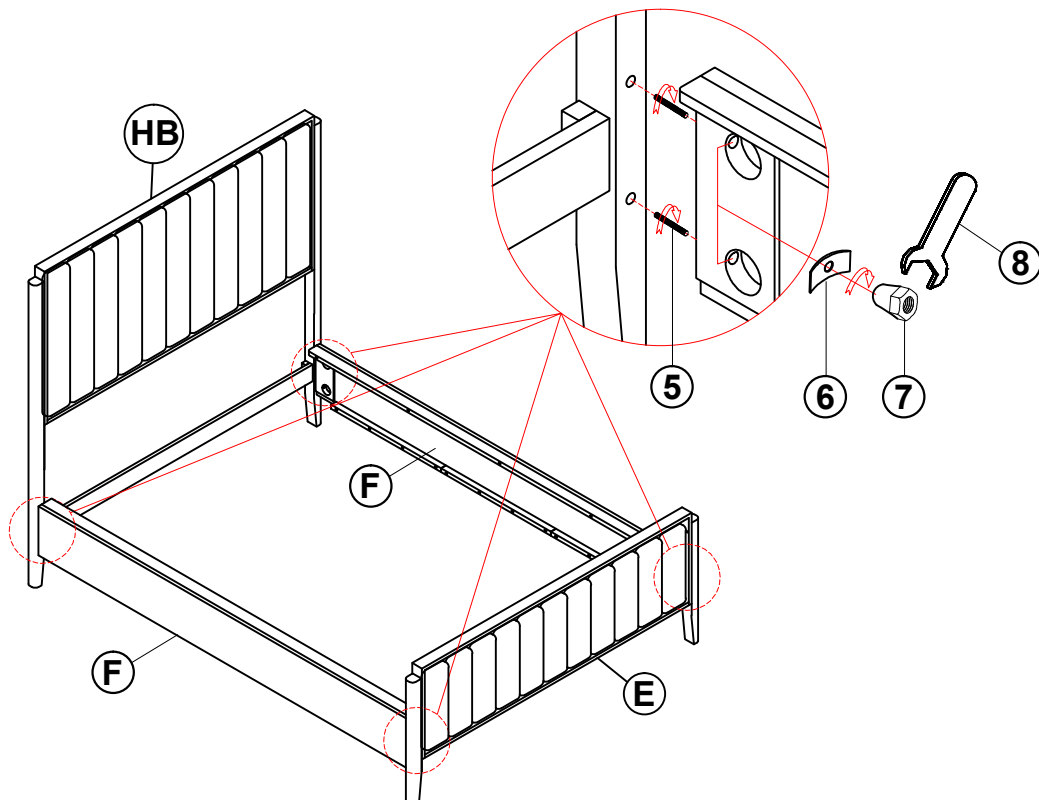
ITEM: **224710KW(B1-B3)**

ASSEMBLY INSTRUCTIONS

STEP 1



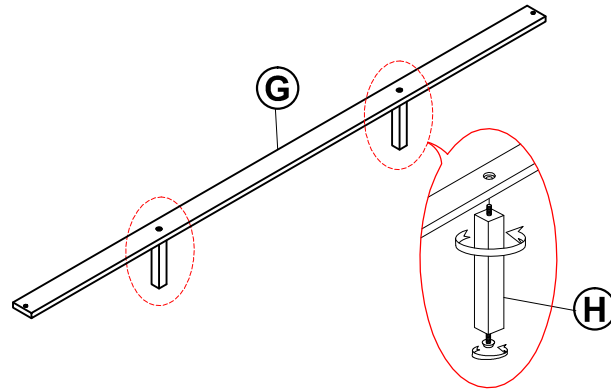
STEP 2



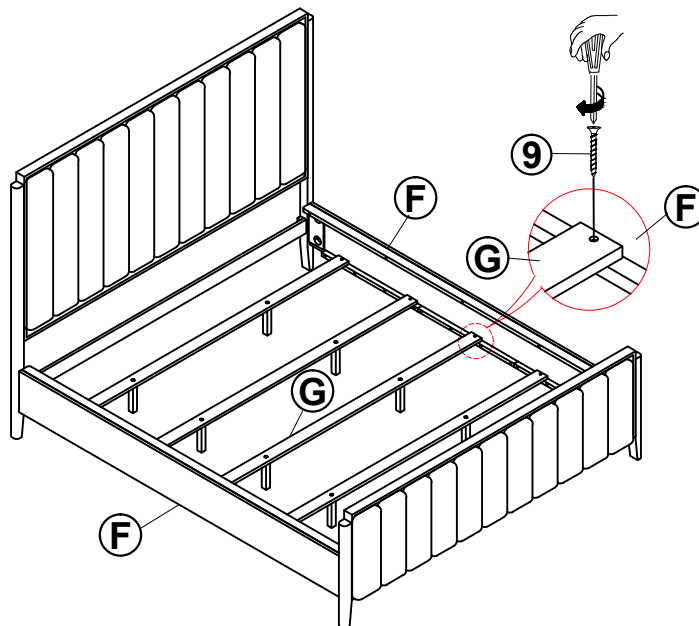
ITEM: **224710KW(B1-B3)**

ASSEMBLY INSTRUCTIONS

STEP 3

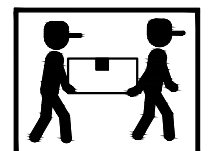
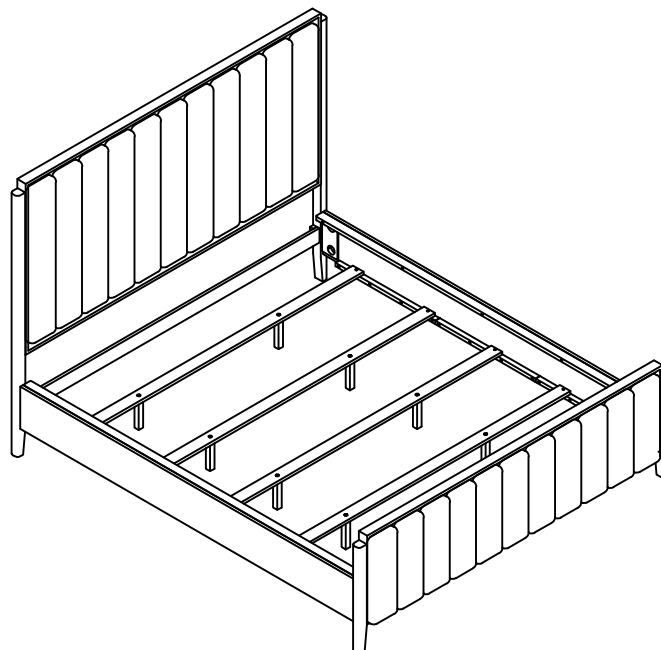


STEP 4



STEP 5

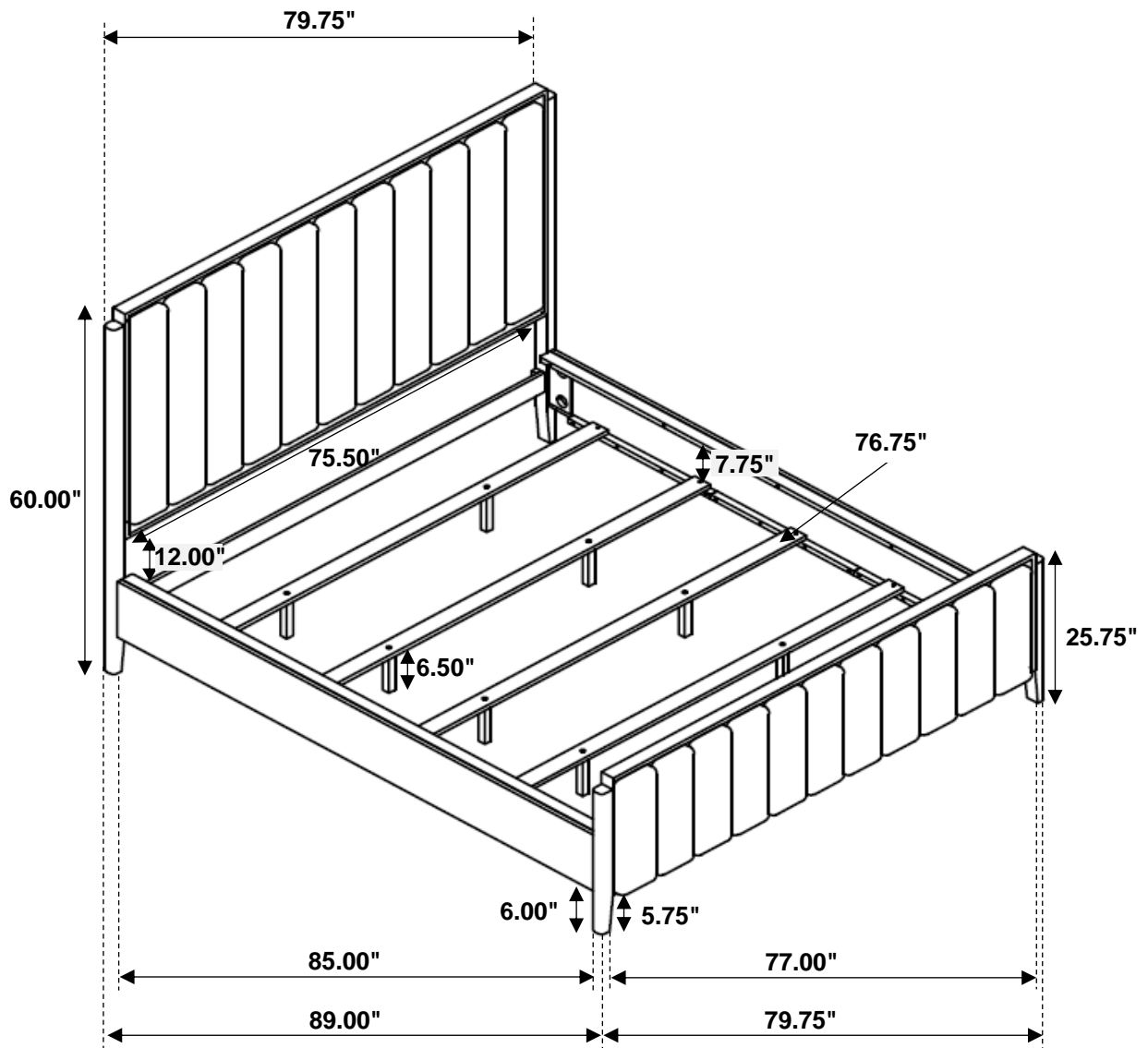
COMPLETE



ITEM: 224710KW(B1-B3)



Inner Size : 85.00"W x 76.75"D



Note : Dimension tolerance $\pm 5\%$