



ASSEMBLY INSTRUCTIONS
COASTER FINE FURNITURE



Fine Furniture for every stage of life

224710Q(B1-B3)
Queen Bed

ITEM: 224710Q(B1-B3)



ASSEMBLY INSTRUCTIONS

ASSEMBLY TIPS:

1. Remove hardware from box and sort by size.
2. Please check to see that all hardware and parts are present prior to start of assembly.
3. Please follow attached instructions in the same sequence as numbered to assure fast & easy assembly.

WARNING!



1. Don't attempt to repair or modify parts that are broken or defective. Please contact the store immediately.
2. This product is for home use only and not intended for commercial establishments.







ASSEMBLY TIME

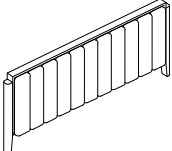
30 MINUTES

PARTS IDENTIFICATION



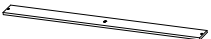
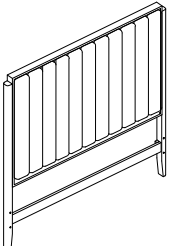
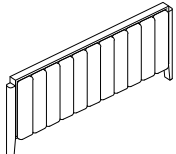
B1 (BOX 1)

<p>A HEADBOARD PANEL</p>  <p>1PC</p>	<p>C RIGHT HEADBOARD LEG</p>  <p>1PC</p>
<p>B HEADBOARD BOTTOM RAIL</p>  <p>1PC</p>	<p>D LEFT HEADBOARD LEG</p>  <p>1PC</p>

B2 (BOX 2)

<p>E FOOTBOARD</p>  <p>1PC</p>
--

B3 (BOX 3)

<p>F BED RAIL</p>  <p>2PCS</p>	<p>H BED SLAT SUPPORT WITH LEVELER</p>  <p>4PCS</p>
<p>G BED SLAT</p>  <p>4PCS</p>	
<p>HB 224710Q (B1) FROM BOX 1 HEADBOARD COMPLETE</p>  <p>1PC</p>	<p>FB 224710Q (B2) FROM BOX 2 FOOTBOARD</p>  <p>1PC</p>

NOTE:

Phillips head screw driver is required in the assembly process; however, manufacturer does not provide this item.

ITEM: 224710Q(B1-B3)



ASSEMBLY INSTRUCTIONS

ASSEMBLY TIPS:

- 1.Remove hardware from box and sort by size.
- 2.Please check to see that all hardware and parts are present prior to start of assembly.
- 3.Please follow attached instructions in the same sequence as numbered to assure fast & easy assembly.

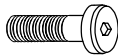



WARNING!




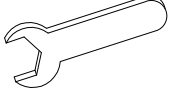



- 1.Don't attempt to repair or modify parts that are broken or defective. Please contact the store immediately.
- 2.This product is for home use only and not intended for commercial establishments.

HARDWARE IDENTIFICATION

Z-B1 (BOX 1) - HARDWARE PACK IS LOCATED IN 224710Q (B1)

1	BOLT (5/16" x 38mm - BLK)		10PCS	3	FLAT WASHER (5/16" x 19 x 1.5mm - BLK)		10PCS
2	LOCK WASHER (5/16" - BLK)		10PCS	4	ALLEN WRENCH (74 x 30 x 4mm - BLK)		1PC

Z-B3 (BOX 3) - HARDWARE PACK IS LOCATED IN 224710Q (B3)

5	THREADED BOLT (5/16" x 75mm - RBW)		8PCS	8	WRENCH (13MM - RBW)		1PC
6	U-SQUARE WASHER (25 x 15 x 2mm - RBW)		8PCS	9	FLAT HEAD SCREW (4 x 32mm - RBW)		8PC
7	HEX NUT (5/16" x 17mm - RBW)		8PCS				

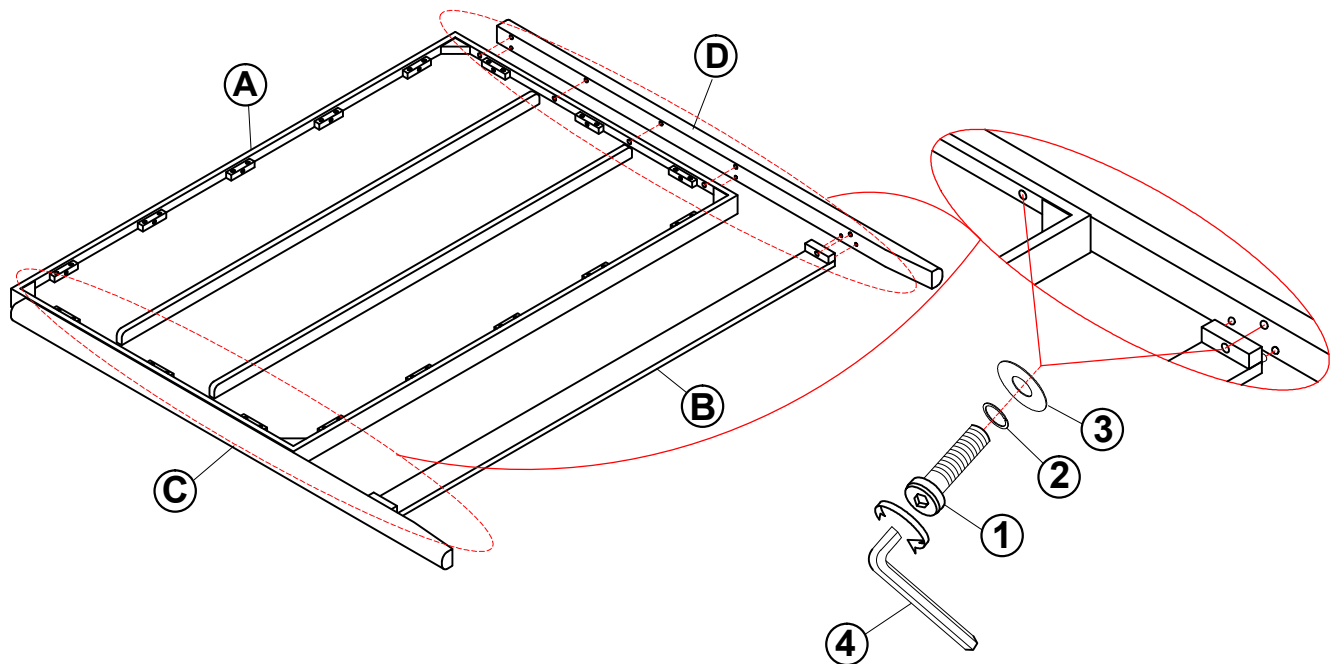
NOTE:

Phillips head screw driver is required in the assembly process; however, manufacturer does not provide this item.

ITEM: 224710Q(B1-B3)

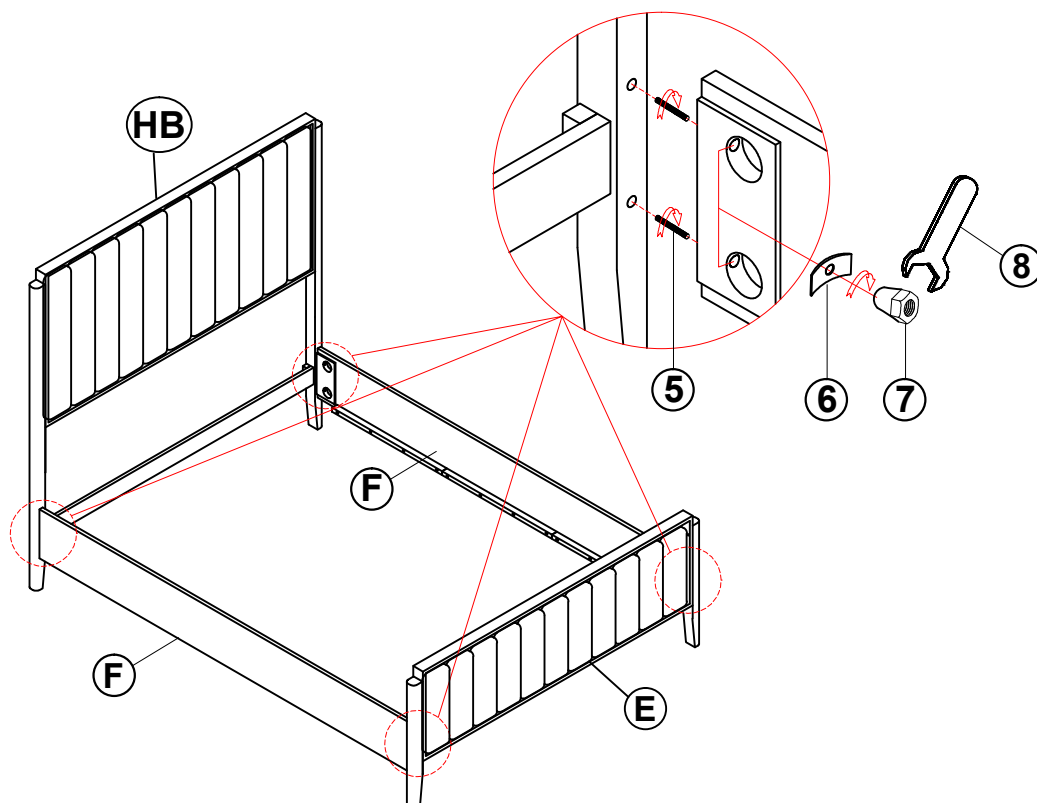
ASSEMBLY INSTRUCTIONS

STEP 1



BACK VIEW

STEP 2

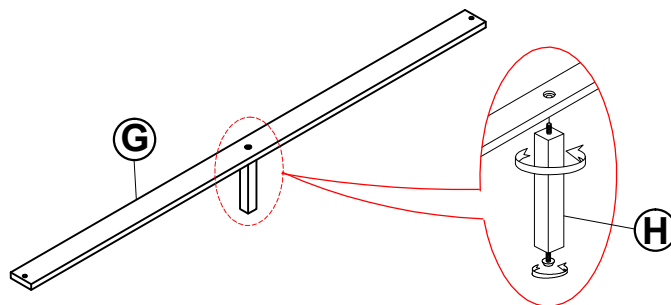


ITEM: 224710Q(B1-B3)

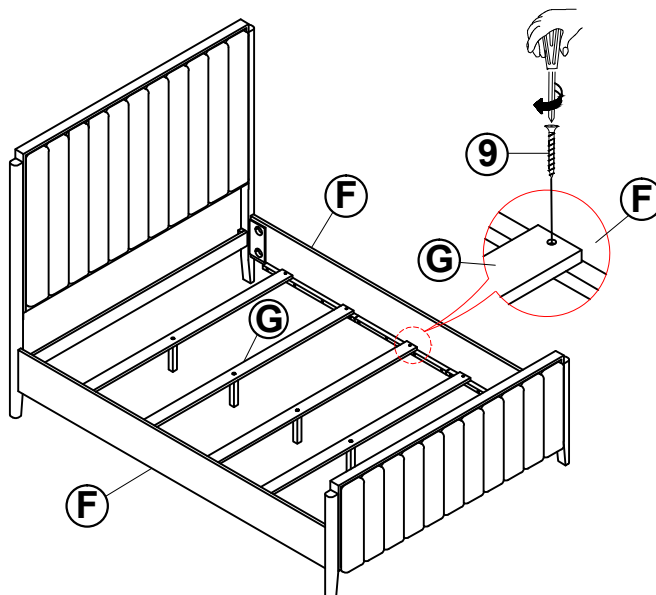
ASSEMBLY INSTRUCTIONS



STEP 3

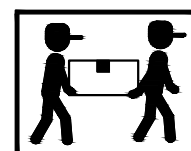
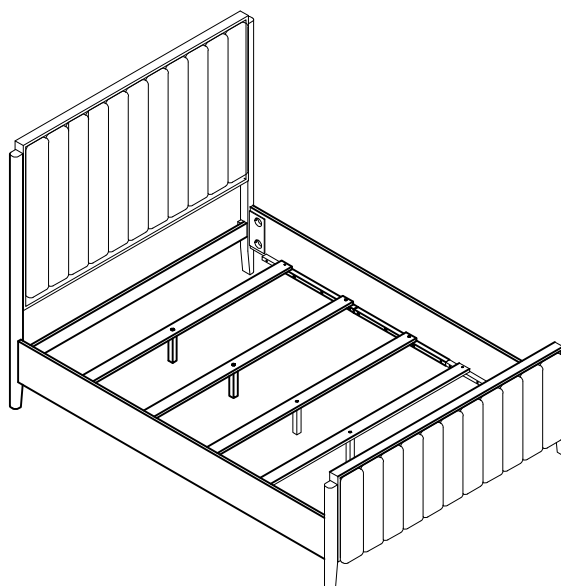


STEP 4



STEP 5

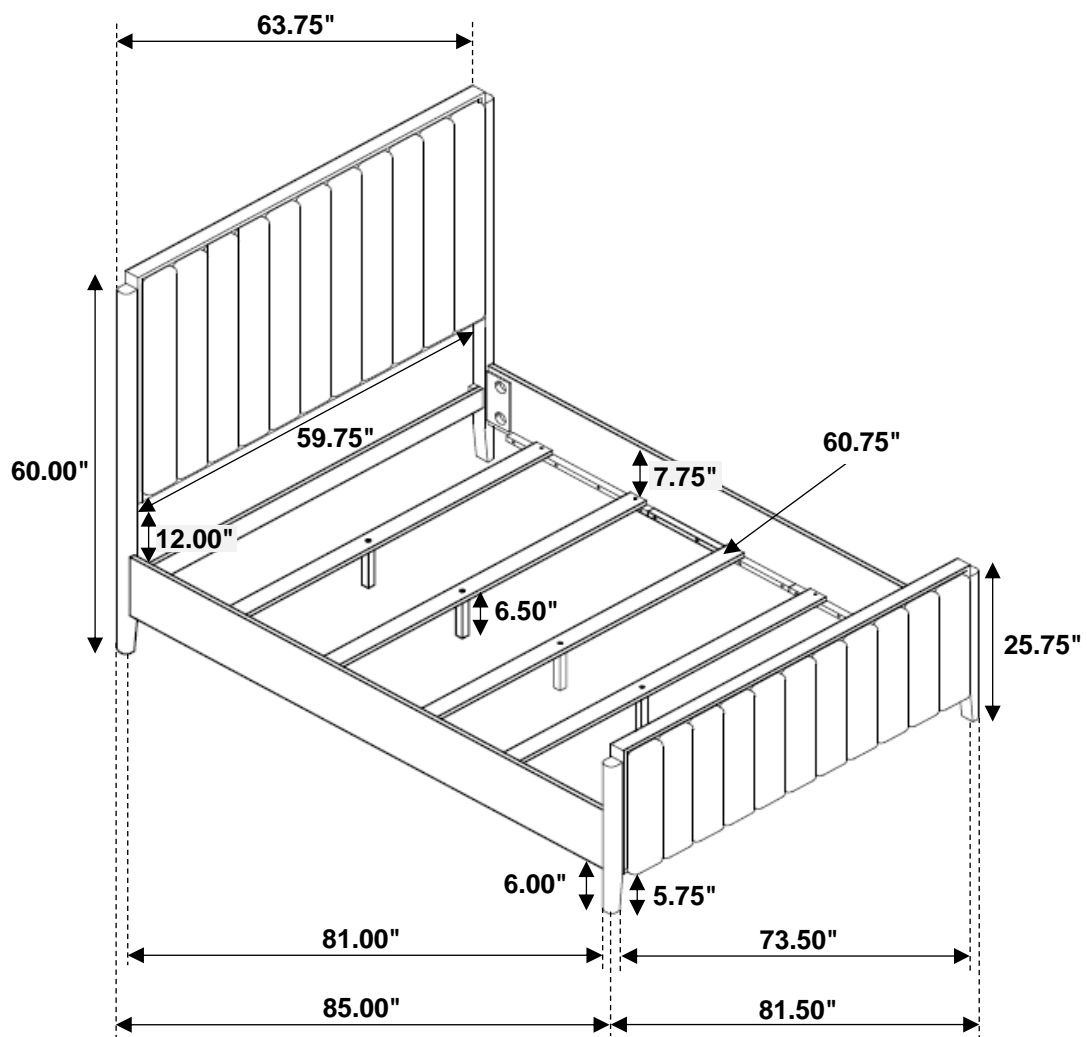
COMPLETE



ITEM: 224710Q(B1-B3)



Inner Size : 81.00"W x 60.75"D



Note : Dimension tolerance $\pm 5\%$