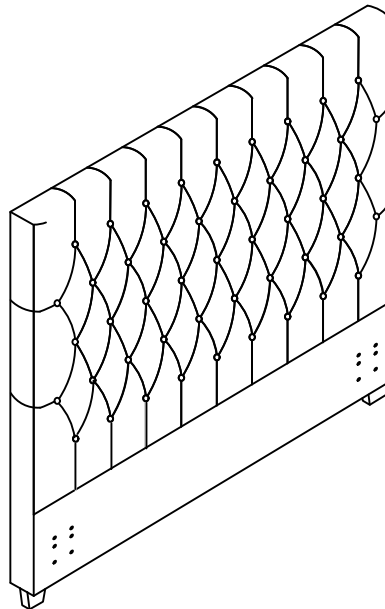


**ASSEMBLY INSTRUCTIONS**  
**COASTER FINE FURNITURE**



*Fine Furniture for every stage of life*

**300007Q(B1)**  
**Queen Headboard**

# ITEM: 300007Q(B1)



## ASSEMBLY INSTRUCTIONS


### ASSEMBLY TIPS:

1. Remove hardware from box and sort by size.
2. Please check to see that all hardware and parts are present prior to start of assembly.
3. Please follow attached instructions in the same sequence as numbered to assure fast & easy assembly.



### WARNING!

1. Don't attempt to repair or modify parts that are broken or defective. Please contact the store immediately.
2. This product is for home use only and not intended for commercial establishments.



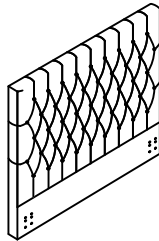
ASSEMBLY TIME

15 MINUTES

## PARTS IDENTIFICATION

### B1(BOX1)

AV HEADBOARD PANEL



1PC

BV HEADBOARD LEG



2PCS

## HARDWARE IDENTIFICATION

Z-B1(BOX1)-HARDWARE PACK IS LOCATED IN 300007Q(B1)

3 BOLT  
(Ø 5/16 "X70mm-RBW)



2PCS

2 FLAT WASHER  
(Ø 5/16 "-RBW)



2PCS

1 ALLEN WRENCH  
(5MM-RBW)



1PC

9 HEX NUT  
(6mmx13mmx13-RBW)



6PCS

10 WRENCH  
(14MM-RBW)



1PC

11 BOLT  
(Ø 1/4 "X38mm-RBW)



6PCS

12 SMALL LOCK WASHER  
(Ø 1/4 "-RBW)



12PCS

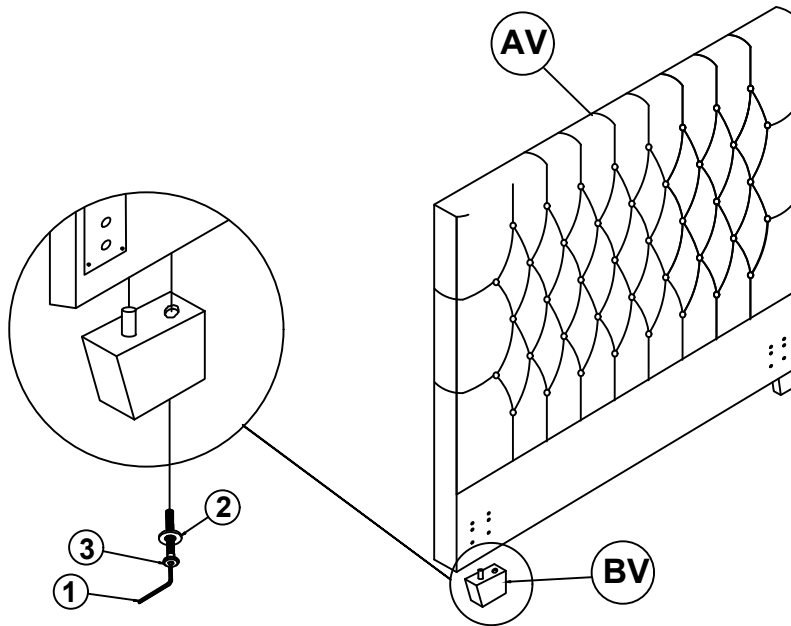
13 SMALL FLAT WASHER  
(Ø 1/4 "-RBW)



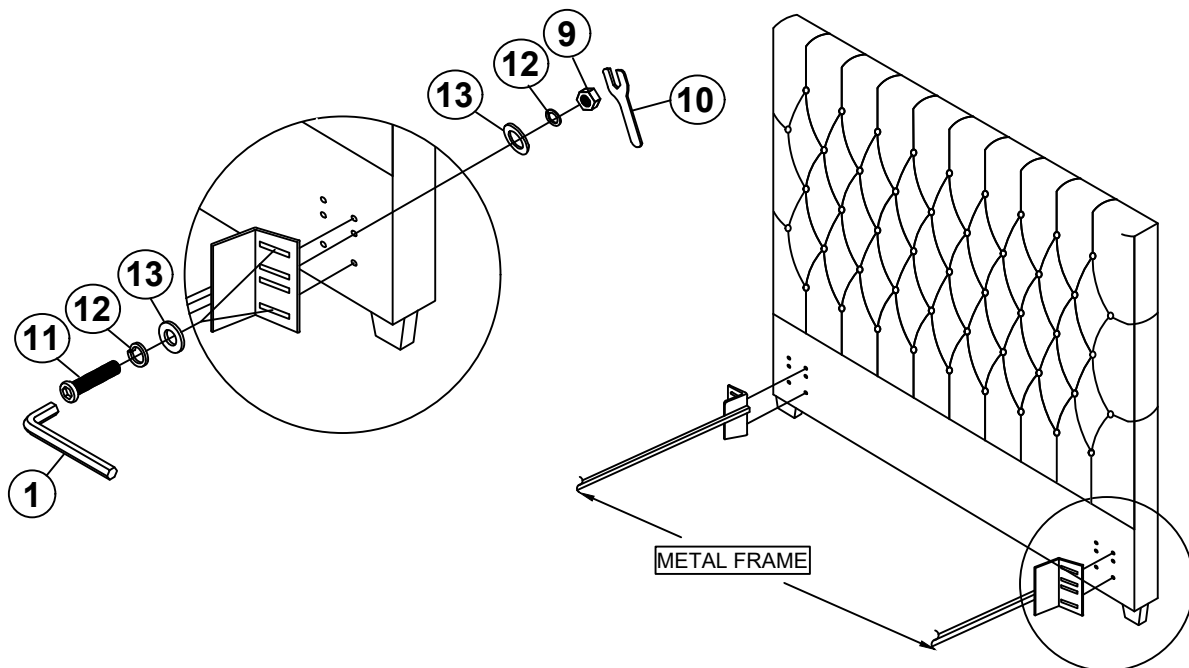
12PCS

ITEM: **300007Q(B1)**  
**ASSEMBLY INSTRUCTIONS**

**STEP 1**



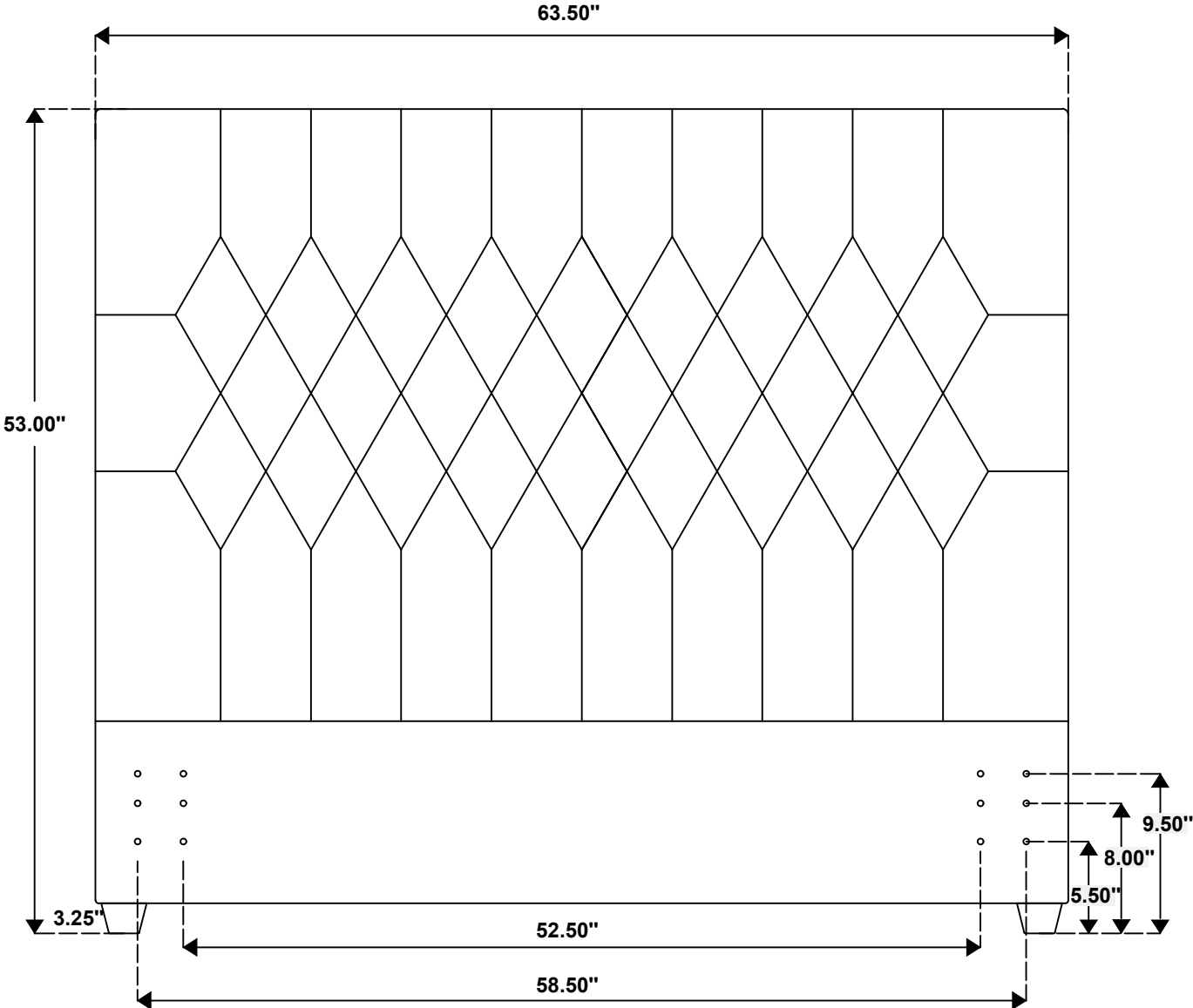
**STEP 2**  
**COMPLETE**



ITEM: 300007Q(B1)



Inner Size: 61.00"W X 81.25"D



Note: Dimension tolerance  $\pm 5\%$