



ASSEMBLY INSTRUCTIONS COASTER FINE FURNITURE



Fine Furniture for every stage of life

609560ARP **POWER ARMLESS RECLINER**

ITEM: **609560ARP**

ASSEMBLY INSTRUCTIONS

ASSEMBLY TIPS:

1. Remove hardware from box and sort by size.
2. Please check to see that all hardware and parts are present prior to start of assembly.
3. Please follow attached instructions in the same sequence as numbered to assure fast & easy assembly.



WARNING!

1. Don't attempt to repair or modify parts that are broken or defective. Please contact the store immediately.
2. This product is for home use only and not intended for commercial establishments.



ASSEMBLY TIME

20 MINUTES

PARTS IDENTIFICATION

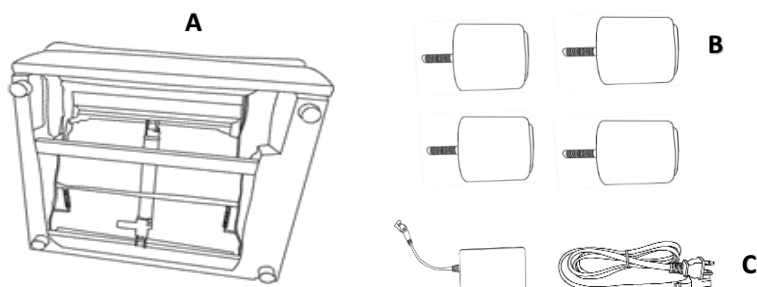
| | | | |
|---|--|------------------------|------|
| A | | BASE | 1PC |
| B | | LEG | 4PCS |
| C | | TRANSFORMER/POWER CORD | 1PC |
| D | | BACK CUSHION | 1PC |
| E | | RECLINER BACK | 1PC |

ITEM: **609560ARP**

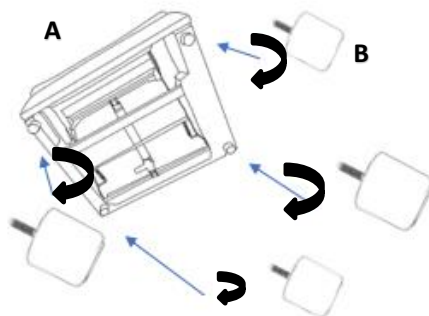


ASSEMBLY INSTRUCTIONS

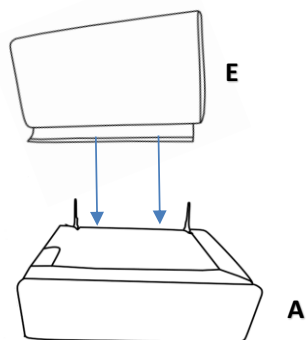
STEP 1



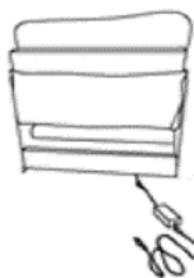
STEP 2



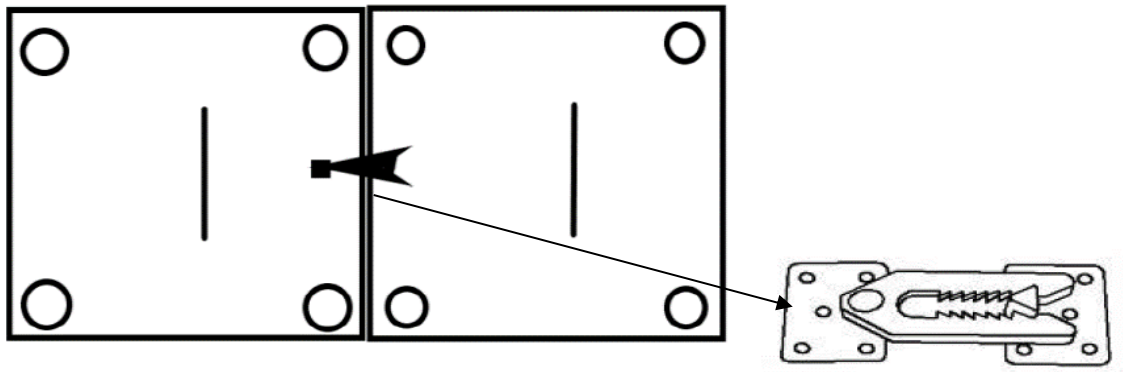
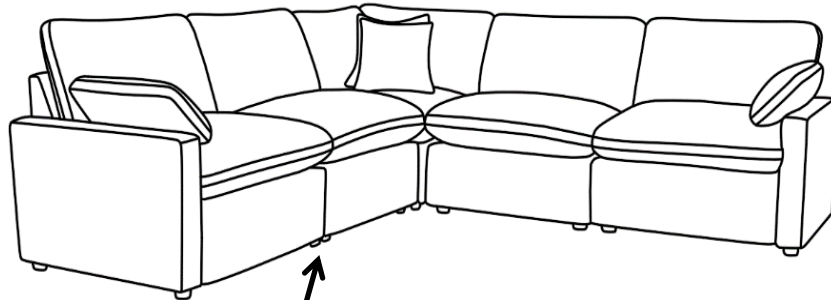
STEP 3



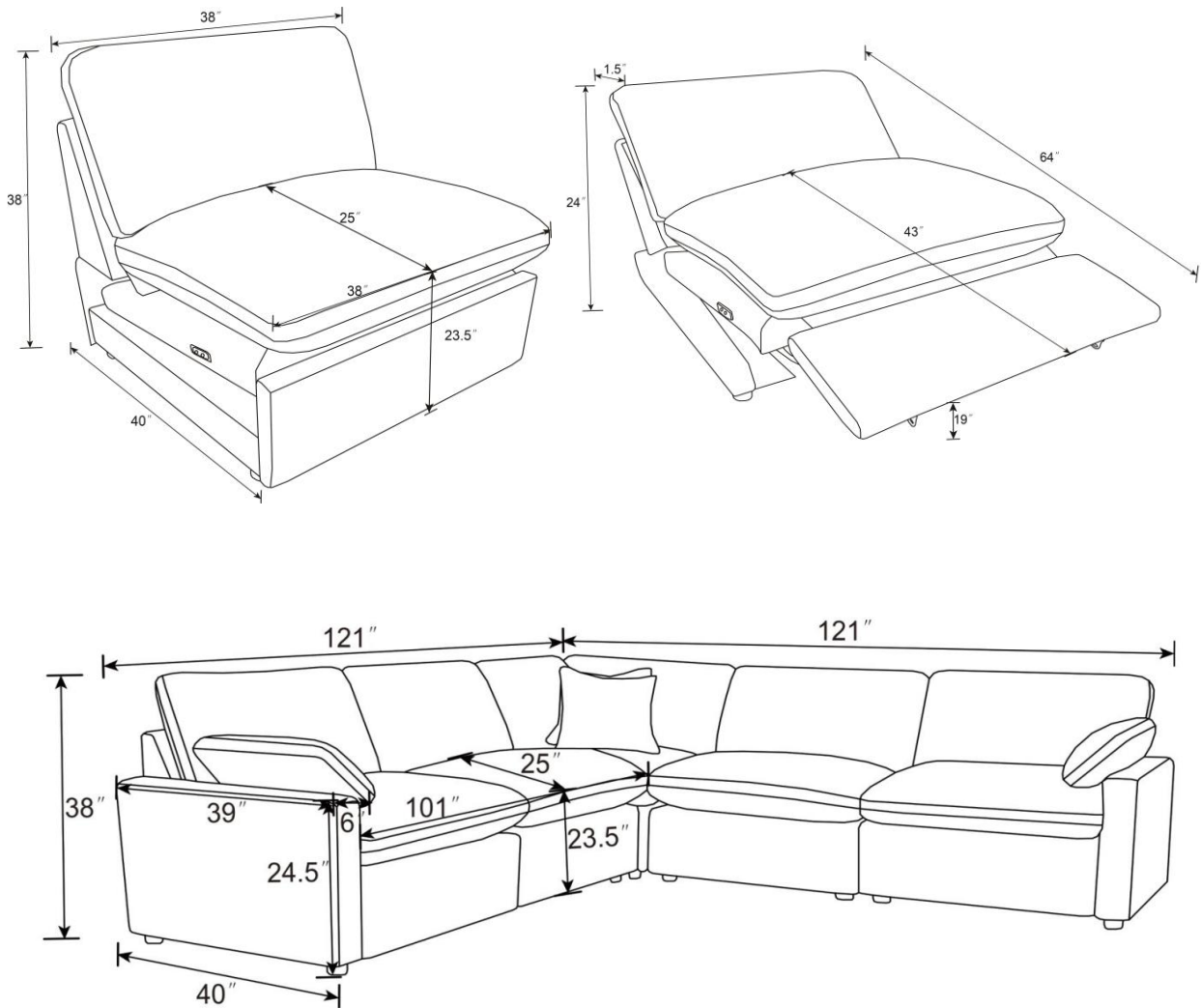
STEP 4 **COMPLETE**



ITEM:609560ARP



ITEM:609560ARP



Note: Dimension tolerance $\pm 5\%$