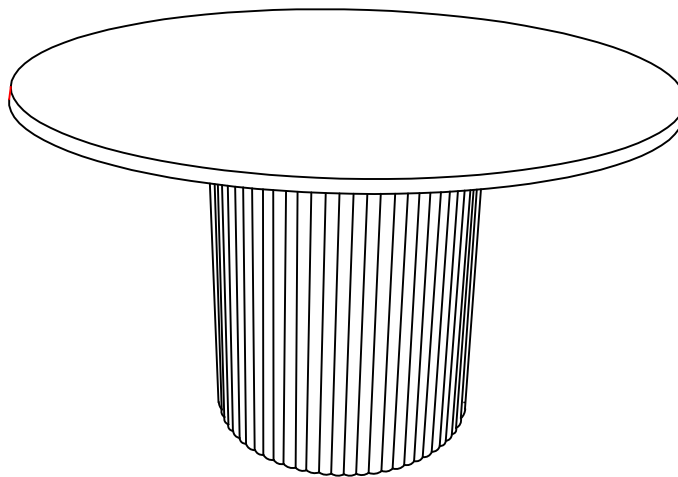


ASSEMBLY INSTRUCTIONS COASTER FINE FURNITURE



Fine Furniture for every stage of life

107350(B1-B2) **DINING TABLE**

REVISION 0 : 05/22/2024

ITEM: 107350(B1-B2)



ASSEMBLY INSTRUCTIONS

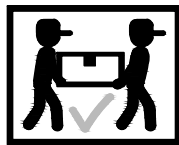
ASSEMBLY TIPS:

1. Remove hardware from box and sort by size.
2. Please check to see that all hardware and parts are present prior to start of assembly.
3. Please follow attached instructions in the same sequence as numbered to assure fast & easy assembly.



WARNING !

1. Don't attempt to repair or modify parts that are broken or defective. Please contact the store immediately.
2. This product is for home use only and not intended for commercial establishments.



ASSEMBLY TIME 20 MINUTES

PARTS IDENTIFICATION

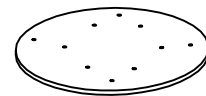
B1 (BOX 1)

A. TOP



1PC

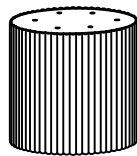
B. MOUNTING BOARD



1PC

B2 (BOX 2)

C. BASE



1PC

Z HARDWARE PACKAGE

HARDWARE PACK IS LOCATED IN 107350(B2)

1. ALLEN WRENCH
(M6*57MM-SILVER)



1PC

3. FLAT WASHER
(M6*Ø6MM-SILVER)



4PCS

2. ALLEN BOLT
(M6*30MM-SILVER)

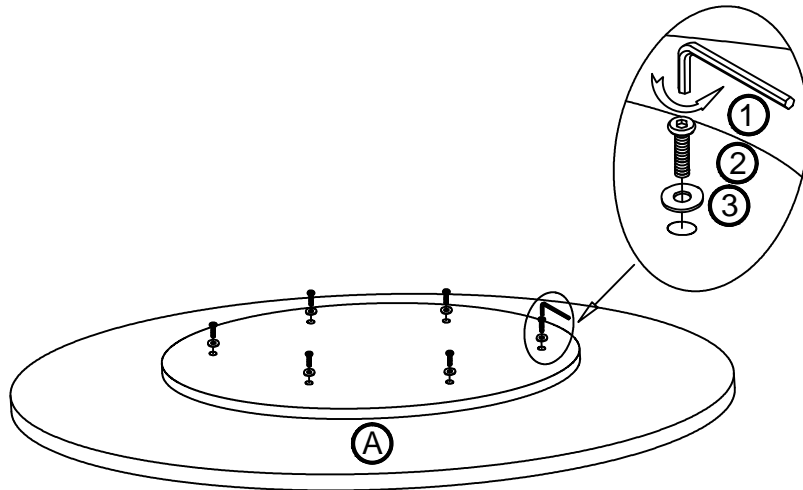


10PCS

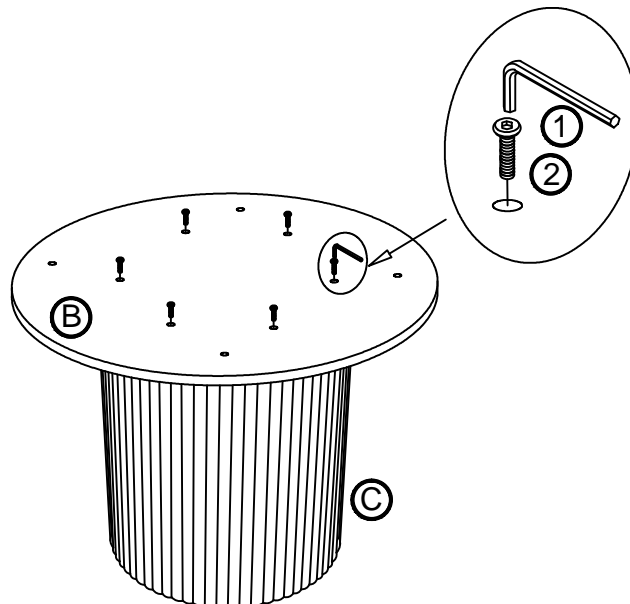
ITEM: **107350(B1-B2)**
ASSEMBLY INSTRUCTIONS



STEP 1



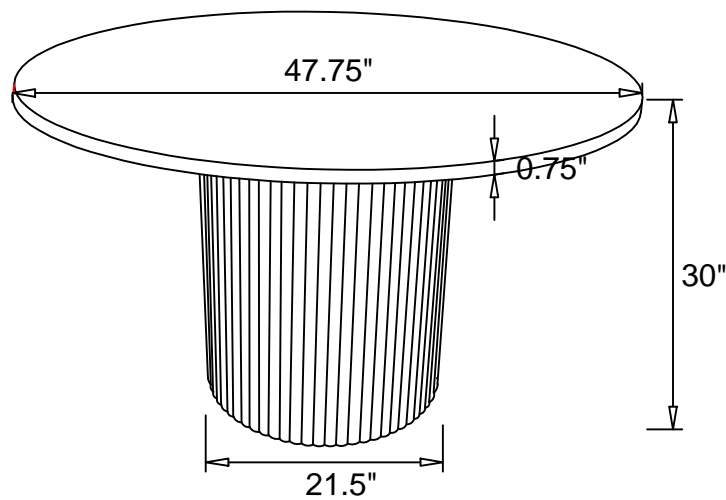
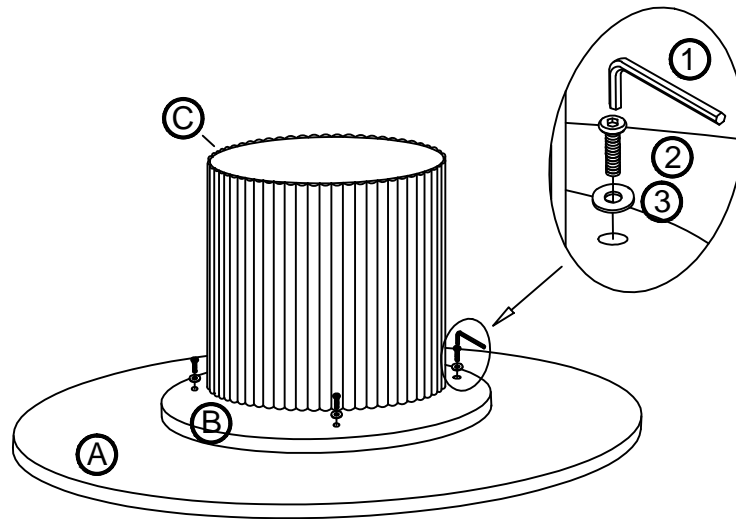
STEP 2



ITEM: **107350(B1-B2)**
ASSEMBLY INSTRUCTIONS



STEP 3
COMPLETE



Note: Dimension tolerance $\pm 5\%$