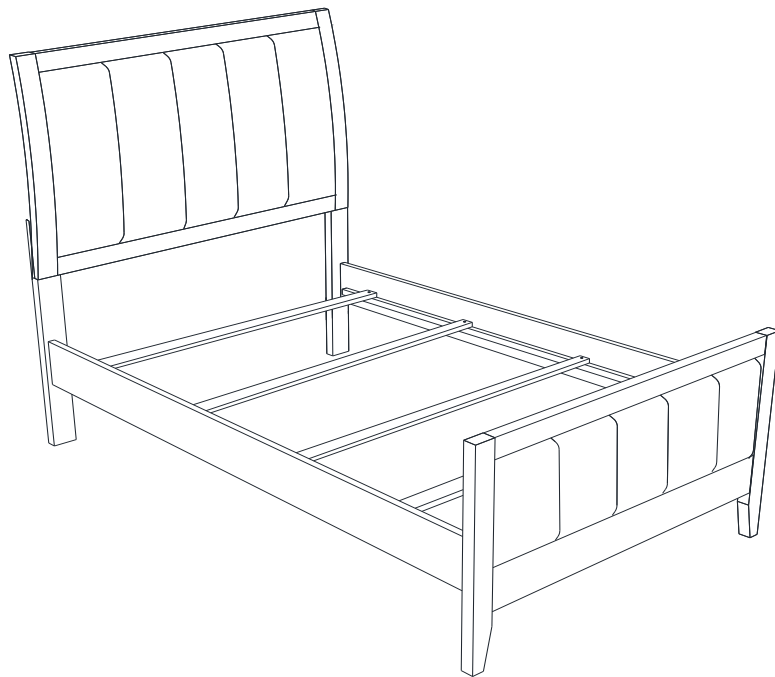


ASSEMBLY INSTRUCTIONS
COASTER FINE FURNITURE



Fine Furniture for every stage of life

224421T(B1&B2)
Twin Bed

ITEM: 224421T (B1&B2)



ASSEMBLY INSTRUCTIONS

ASSEMBLY TIPS:

1. Remove hardware from box and sort by size.
2. Please check to see that all hardware and parts are present prior to start of assembly.
3. Please follow attached instructions in the same sequence as numbered to assure fast & easy assembly.



WARNING!

1. Don't attempt to repair or modify parts that are broken or defective. Please contact the store immediately.
2. This product is for home use only and not intended for commercial establishments.

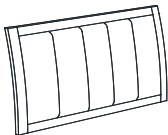
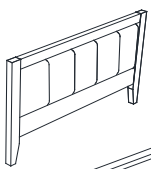





ASSEMBLY TIME



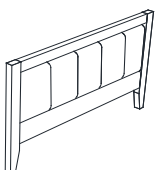
20 MINUTES

PARTS IDENTIFICATION

B1 (BOX 1)






<p>A HEADBOARD PANEL</p>		1PC		<p>D FOOTBOARD</p>		1PC
<p>B RIGHT HEADBOARD LEG</p>		1PC		<p>E BED SLAT</p>		4PCS
<p>C LEFT HEADBOARD LEG</p>		1PC				

B2 (BOX 2)

<p>F BED RAIL</p>		2PCS				
<p>HB 224421T(B1) FROM BOX 1 HEADBOARD COMPLETE</p>		1PC		<p>D 224421T(B1) FROM BOX 1 FOOTBOARD</p>		1PC

HARDWARE IDENTIFICATION

Z-B1 (BOX 1) - HARDWARE PACK IS LOCATED IN 224421T (B1)

<p>1 BOLT (M6 x 35mm - BLK)</p>		6PCS		<p>4 ALLEN WRENCH (M4 x 65mm - BLK)</p>		1PC
<p>2 LOCK WASHER (1/4" - BLK)</p>		6PCS		<p>5 FLAT HEAD SCREW (M4 x 32mm - RBW)</p>		8PCS
<p>3 FLAT WASHER (1/4"ID x 13mm - BLK)</p>		6PCS				

NOTE:

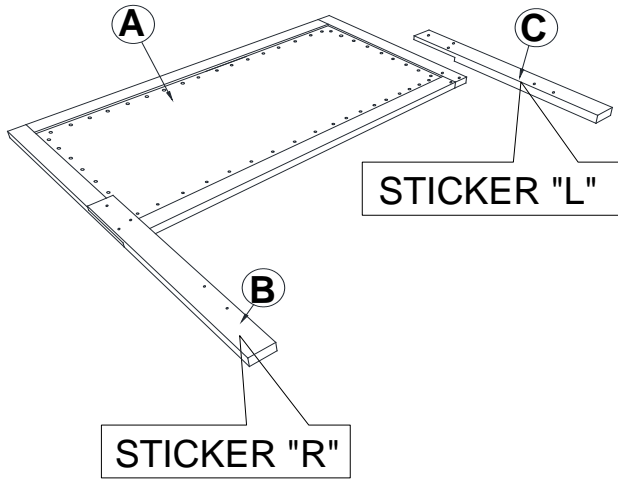
Phillips head screw driver is required in the assembly process; however, manufacturer does not provide this item.

ITEM: 224421T (B1&B2)



ASSEMBLY INSTRUCTIONS

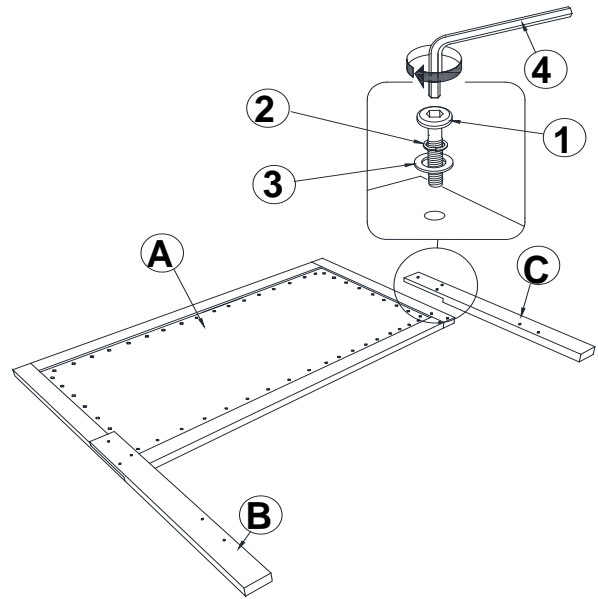
STEP 1



****BACK VIEW****

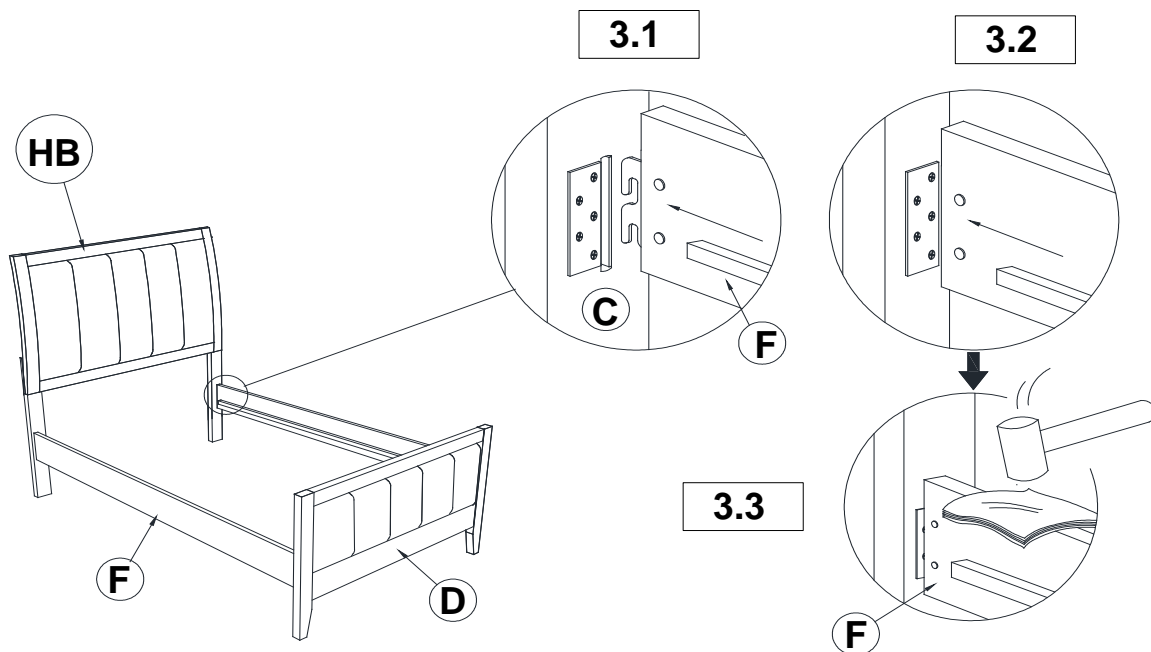
Note : Please take note of the marking sticker (L&R) on the headboard legs.

STEP 2



****BACK VIEW****

STEP 3

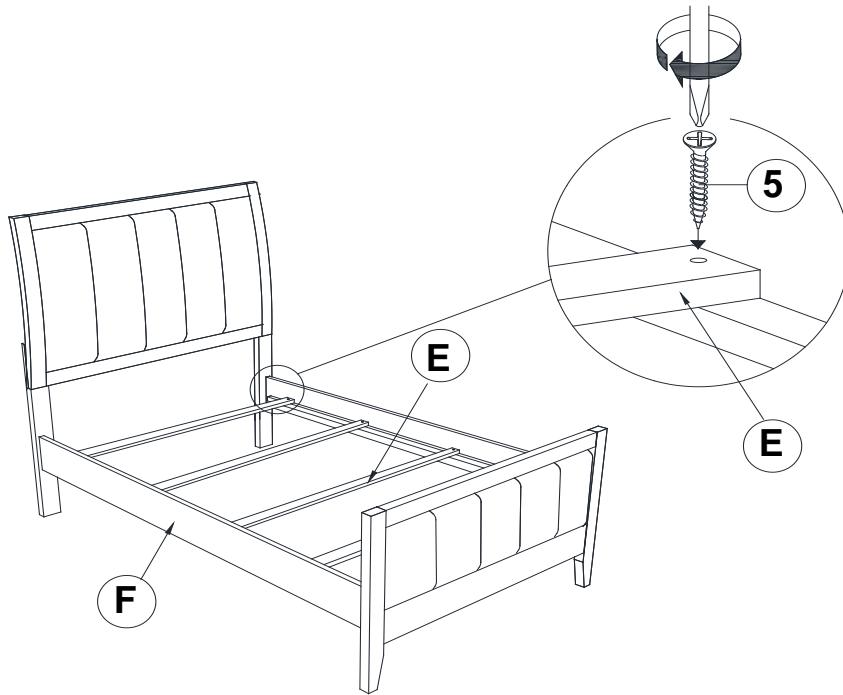


ITEM: 224421T (B1&B2)


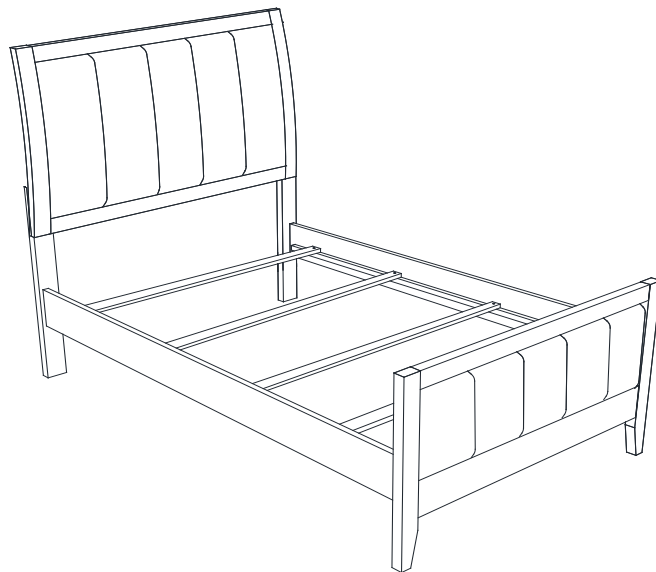


ASSEMBLY INSTRUCTIONS

STEP 4



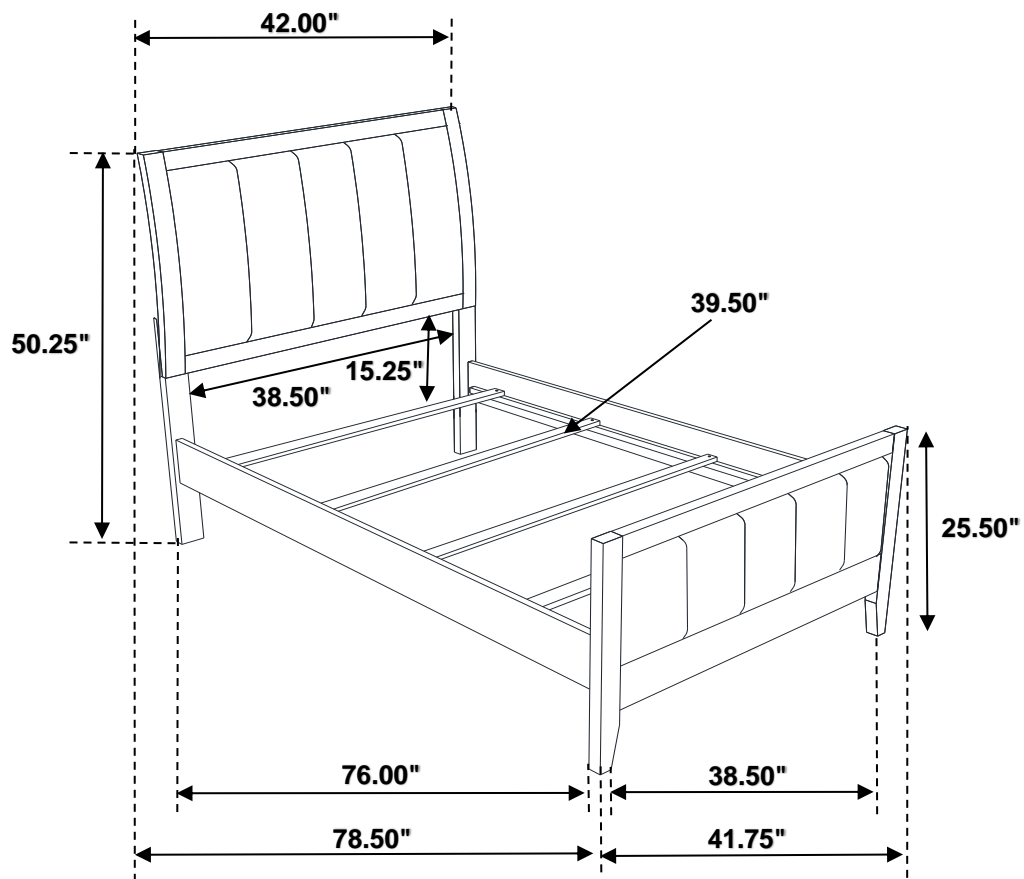
STEP 5 COMPLETE



ITEM:224421T



Inner Size : 39.50"W x 76.00"D



Note: Dimension tolerance $\pm 5\%$