



ASSEMBLY INSTRUCTIONS

COASTER FINE FURNITURE



Fine Furniture for every stage of life

508801
SOFA

REVISION 0: 07/29/2024

PAGE 1 OF 5

COASTERFURNITURE.COM

ITEM: 508801

ASSEMBLY INSTRUCTIONS

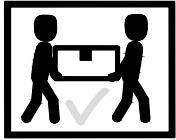
ASSEMBLY TIPS:

1. Remove hardware from box and sort by size.
2. Please check to see that all hardware and parts are present prior to start of assembly.
3. Please follow attached instructions in the same sequence as numbered to assure fast & easy assembly.



WARNING!

1. Don't attempt to repair or modify parts that are broken or defective. Please contact the store immediately.
2. This product is for home use only and not intended for commercial establishments.



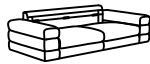
ASSEMBLY TIME

10 MINUTES




PARTS IDENTIFICATION

A SOFA BASE




1PC

B BACK CUSHION



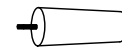
2PCS

C LEG



4PCS

D MIDDLE LEG



1PC

Z HAREWARE IDENTIFICATION

1 WASHER
(M6-SR)



8 PCS

2 BOLT
(M6*30-GD)



8 PCS

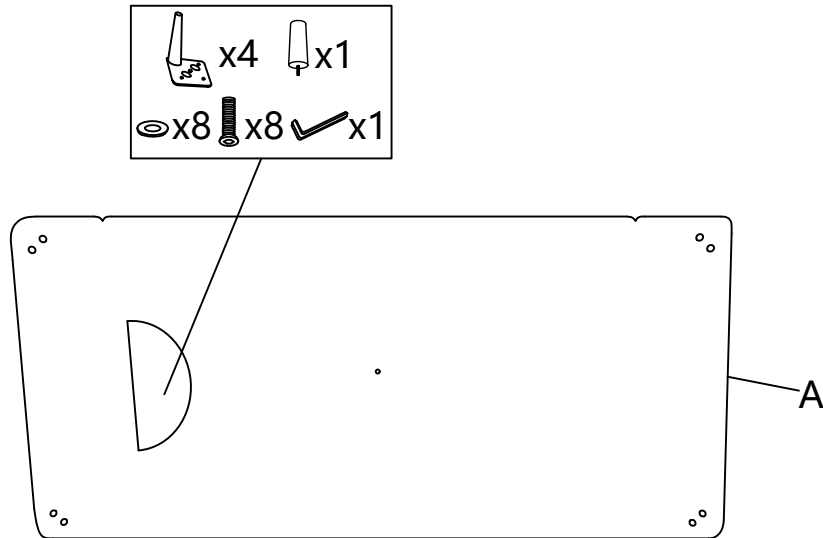
3 ALLEN KEY
(M6-GD)



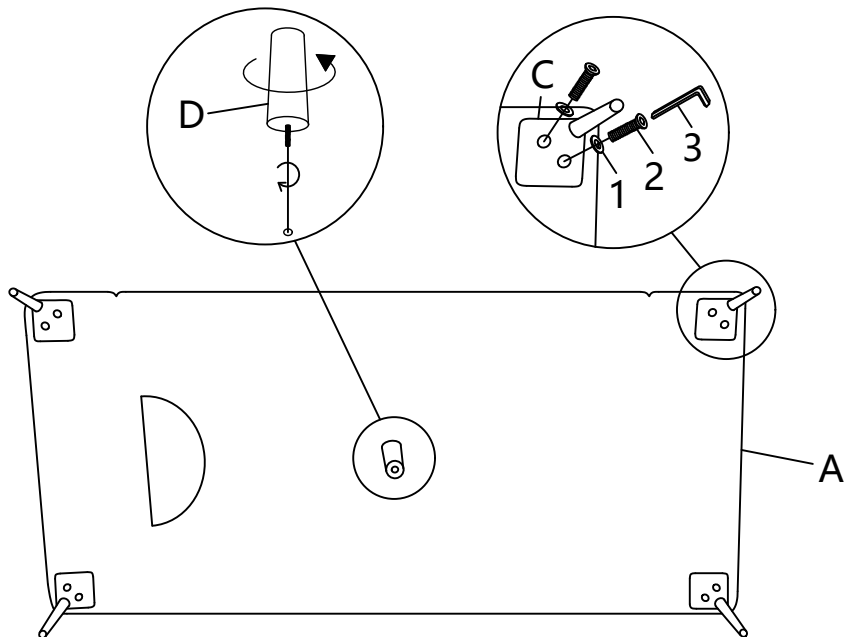
1 PC

ITEM: 508801

ASSEMBLY INSTRUCTIONS
STEP 1

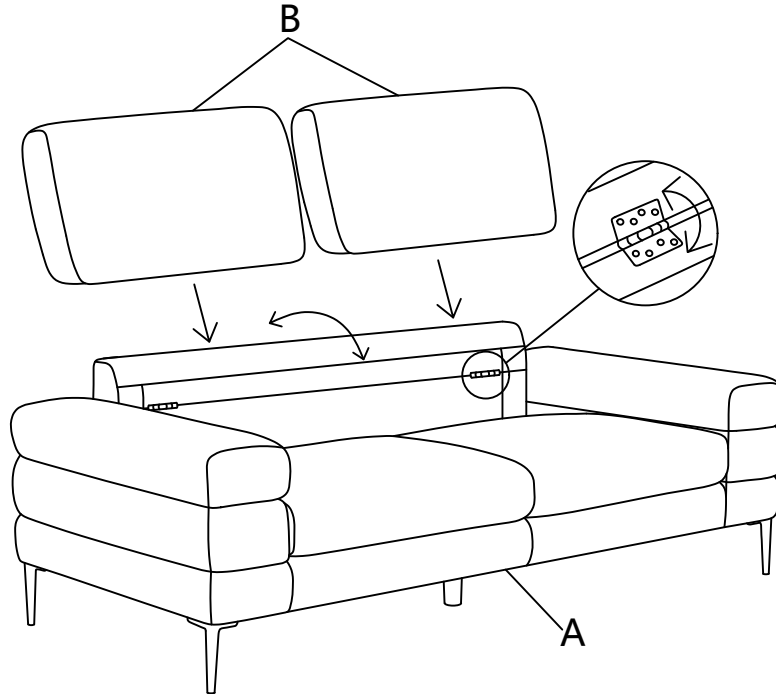


STEP 2




ITEM: 508801

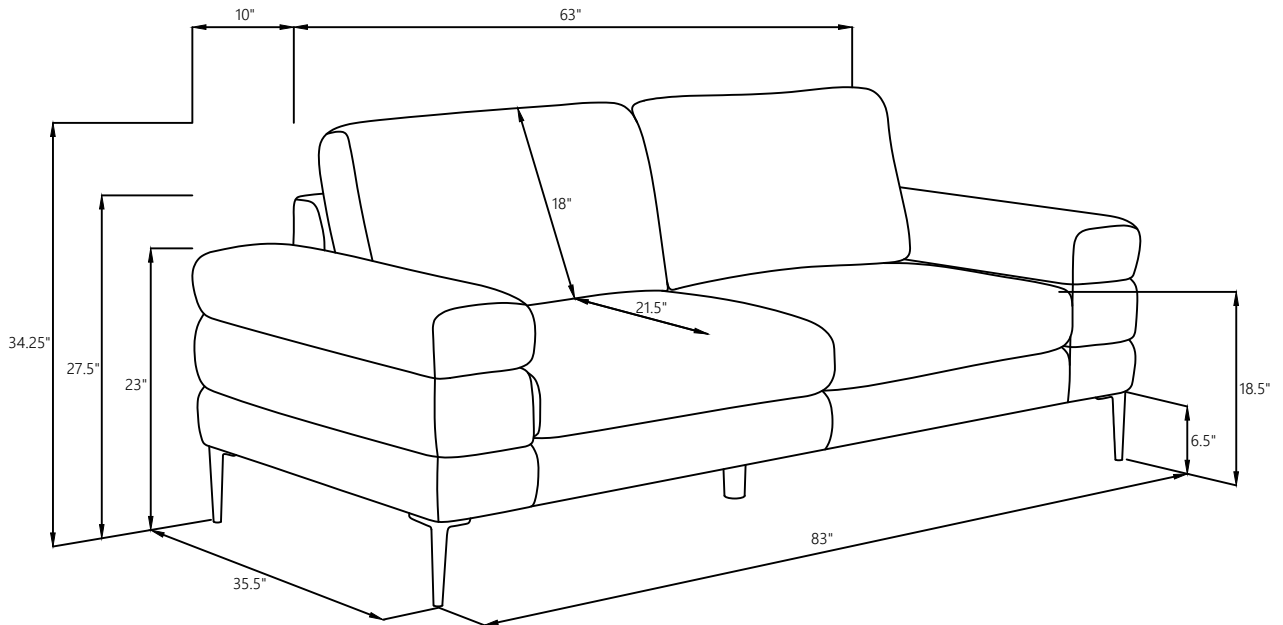
ASSEMBLY INSTRUCTIONS
STEP 3



STEP 4



ITEM: 508801



Note: Dimension tolerance $\pm 5\%$

