


ASSEMBLY INSTRUCTIONS
COASTER FINE FURNITURE



Fine Furniture for every stage of life

130005
3Pc Dining Set

ITEM: 130005

ASSEMBLY INSTRUCTIONS



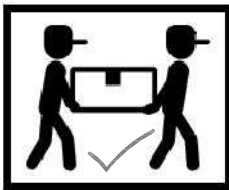
ASSEMBLY TIPS :

1. Remove hardware from box and sort by size.
2. Please check to see that all hardware and parts are present prior to start of assembly.
3. Please follow attached instructions in the same sequence as numbered to assure fast & easy assembly.



WARNING !

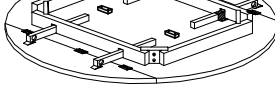
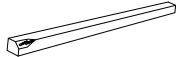
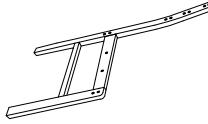
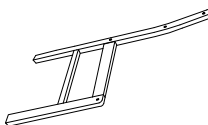
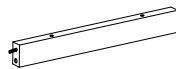
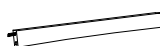


1. Don't attempt to repair or modify parts that are broken or defective. Please contact the store immediately.
2. This product is for home use only and not intended for commercial establishments.



ASSEMBLY TIME

60 MINUTES

PARTS IDENTIFICATION

A	TABLE TOP		1PC
B	TABLE LEG		4PCS
C1	RIGHT CHAIR LEG FRAME		2PCS
D1	LEFT CHAIR LEG FRAME		2PCS
E	FRONT & BACK RAIL		4PCS
F	TOP & BOTTOM BACK SLAT		4PCS
G	MIDDLE BACK SLAT		2PCS
H	SEAT CUSHION		2PCS

ITEM : 130005

ASSEMBLY INSTRUCTIONS



ASSEMBLY TIPS :

1. Remove hardware from box and sort by size.
2. Please check to see that all hardware and parts are present prior to start of assembly.
3. Please follow attached instructions in the same sequence as numbered to assure fast & easy assembly.


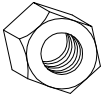




WARNING !




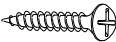

1. Don't attempt to repair or modify parts that are broken or defective. Please contact the store immediately.
2. This product is for home use only and not intended for commercial establishments.

HARDWARE IDENTIFICATION

TABLE

1	WRENCH (12.8 MM - RBW)		1PC
2	HEX NUT (5/16" - RBW)		8PCS
3	LOCK WASHER (5/16" - RBW)		8PCS
4	FLAT WASHER (5/16" - RBW)		8PCS

CHAIR

5	ALLEN WRENCH (M4 x 63MM - BLK)		1PC
6	BOLT (M6 x 50mm - BLK)		16PCS
7	BARREL NUT (M6 x 12mm - ZINK)		16PCS
8	PAN HEAD SCREW (#8 x 1 1/4" - BLK)		8PCS
9	WOOD DOWEL (M10 x 25MM)		8PCS

NOTE :

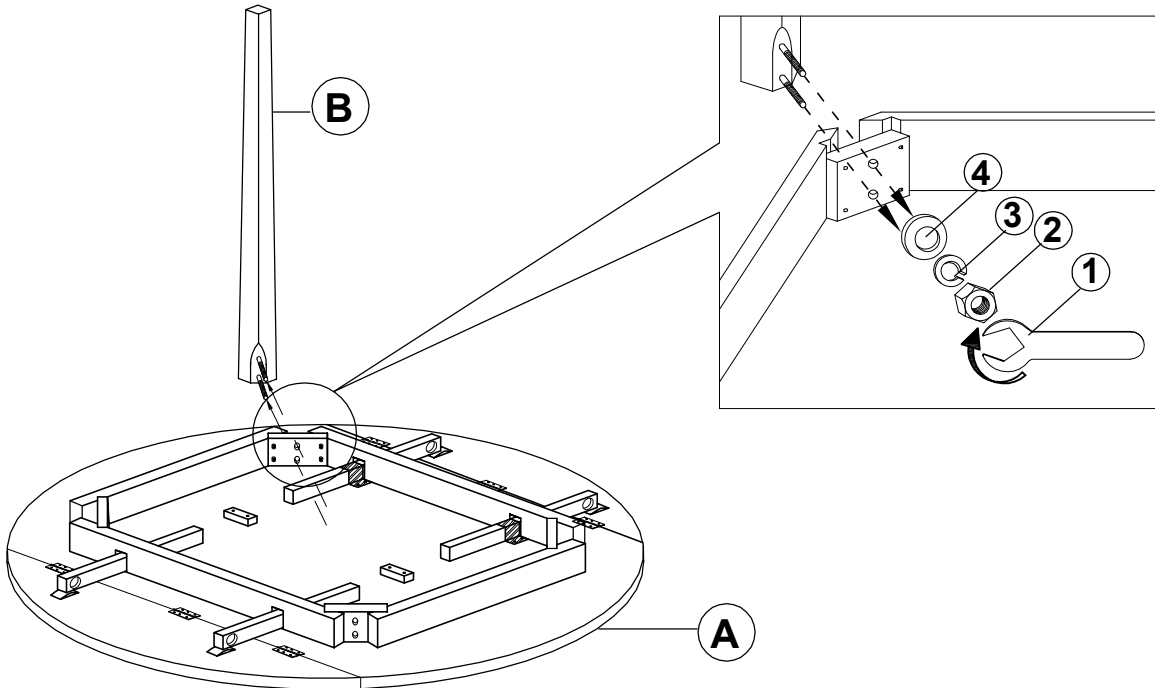
Phillips head screw driver is required in the assembly process. However, manufacturer does not provide this item.

ITEM: **130005**

ASSEMBLY INSTRUCTIONS



STEP 1



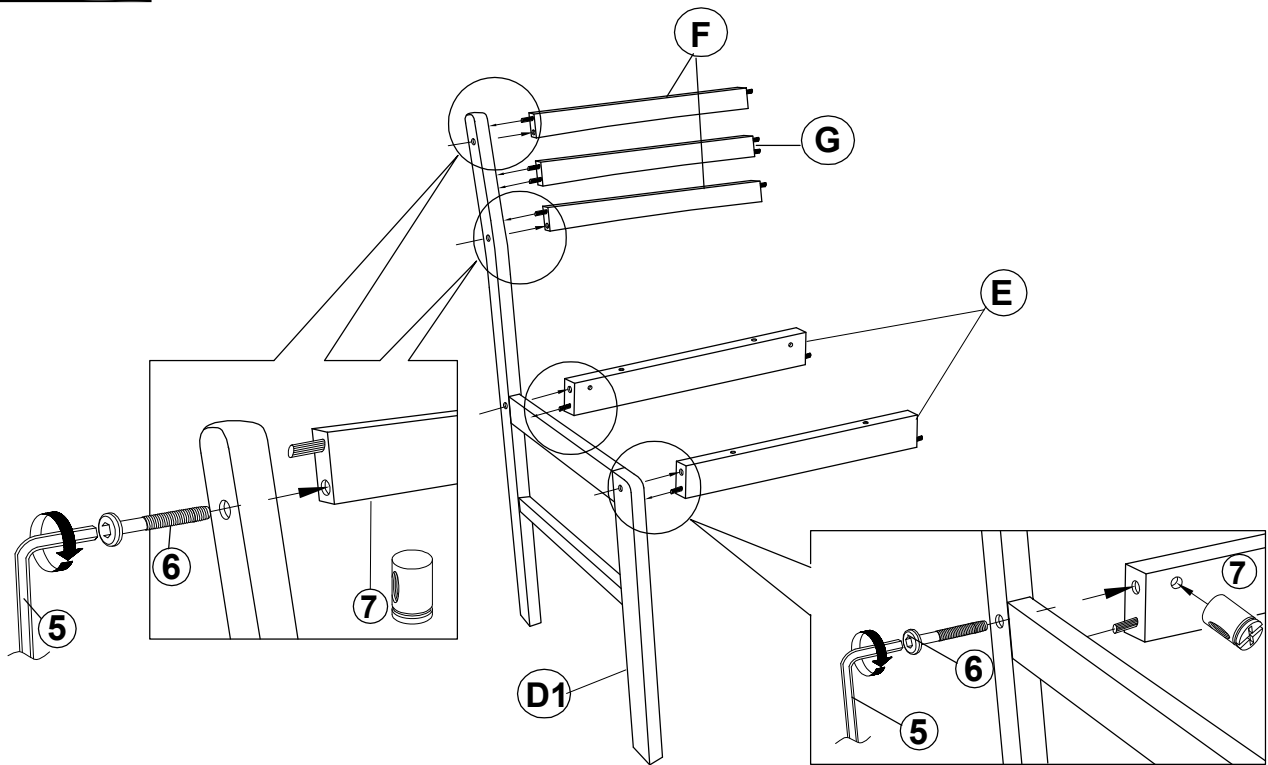
STEP 2



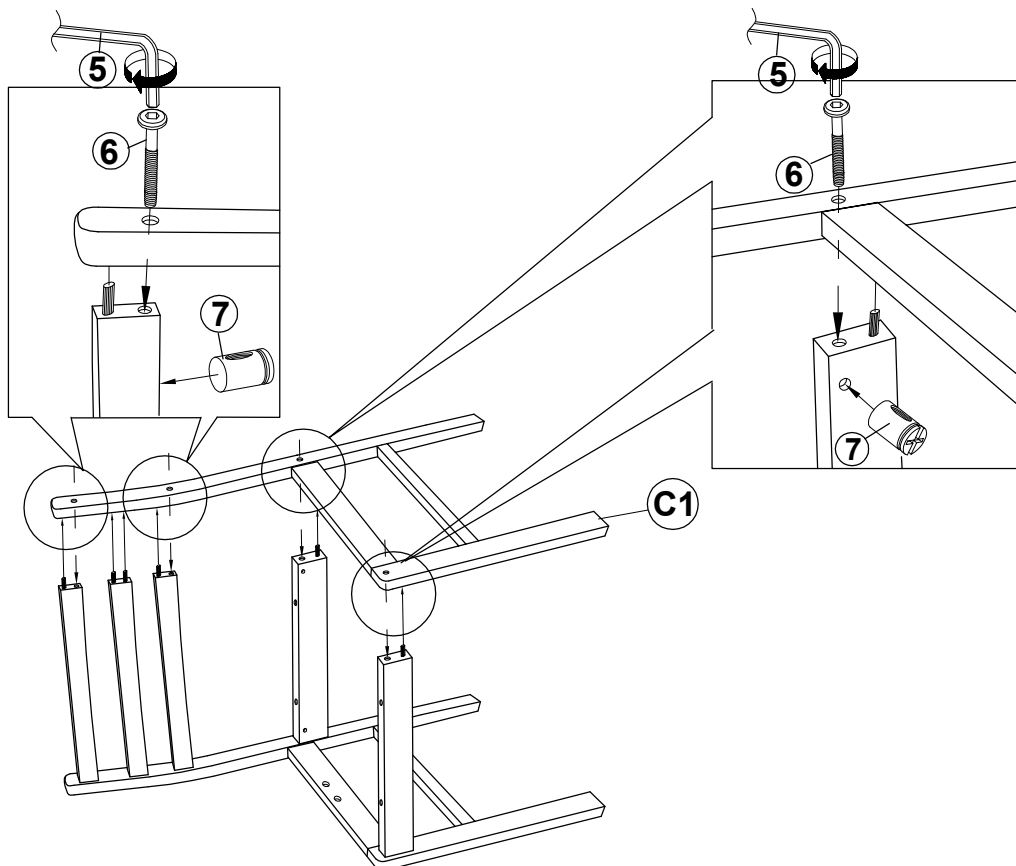
ITEM: **130005**

ASSEMBLY INSTRUCTIONS

STEP 3



STEP 4

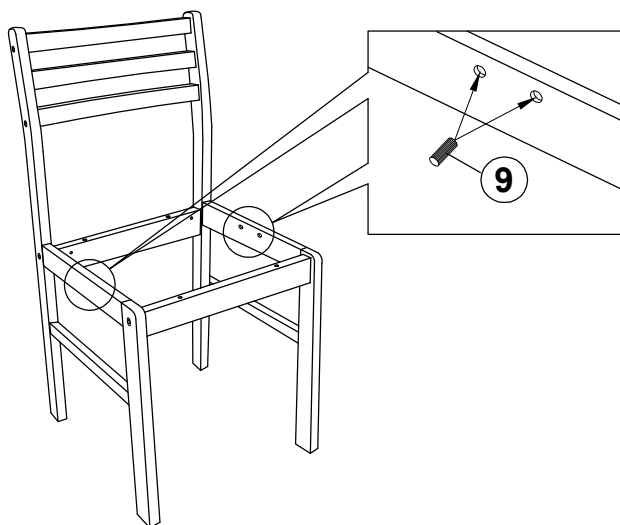


ITEM: **130005**

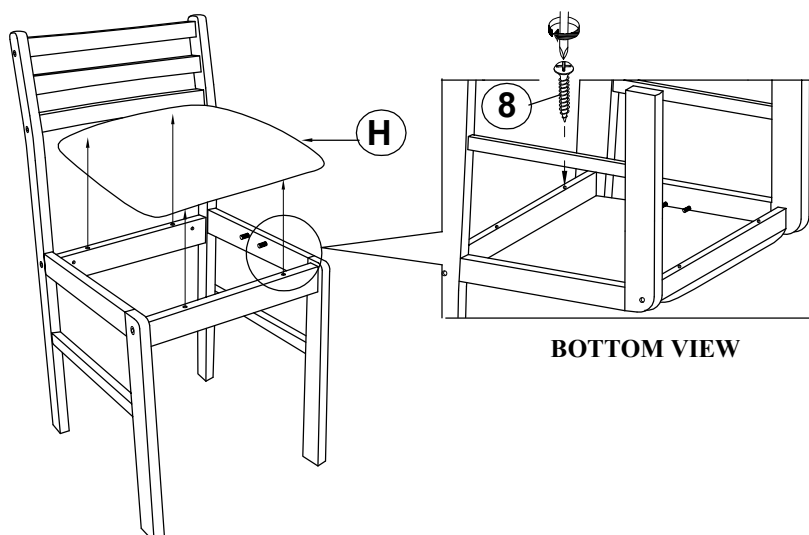
ASSEMBLY INSTRUCTIONS



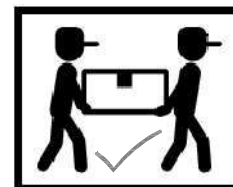

STEP 5



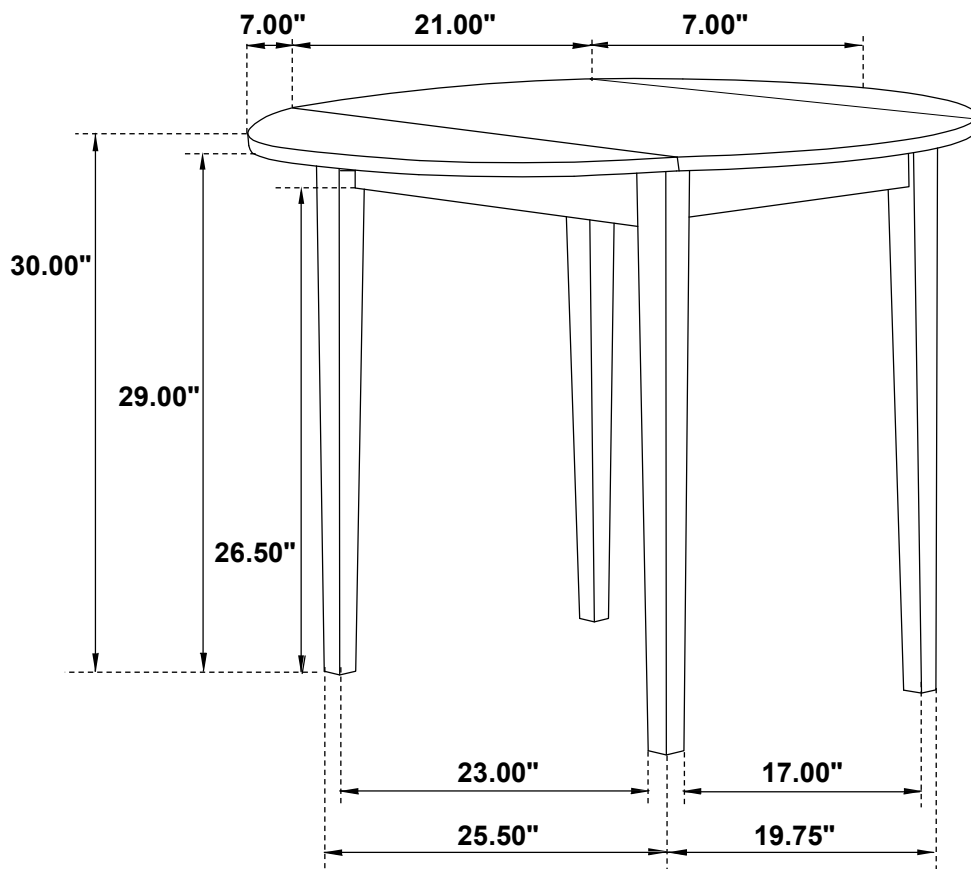
STEP 6



STEP 7
COMPLETE

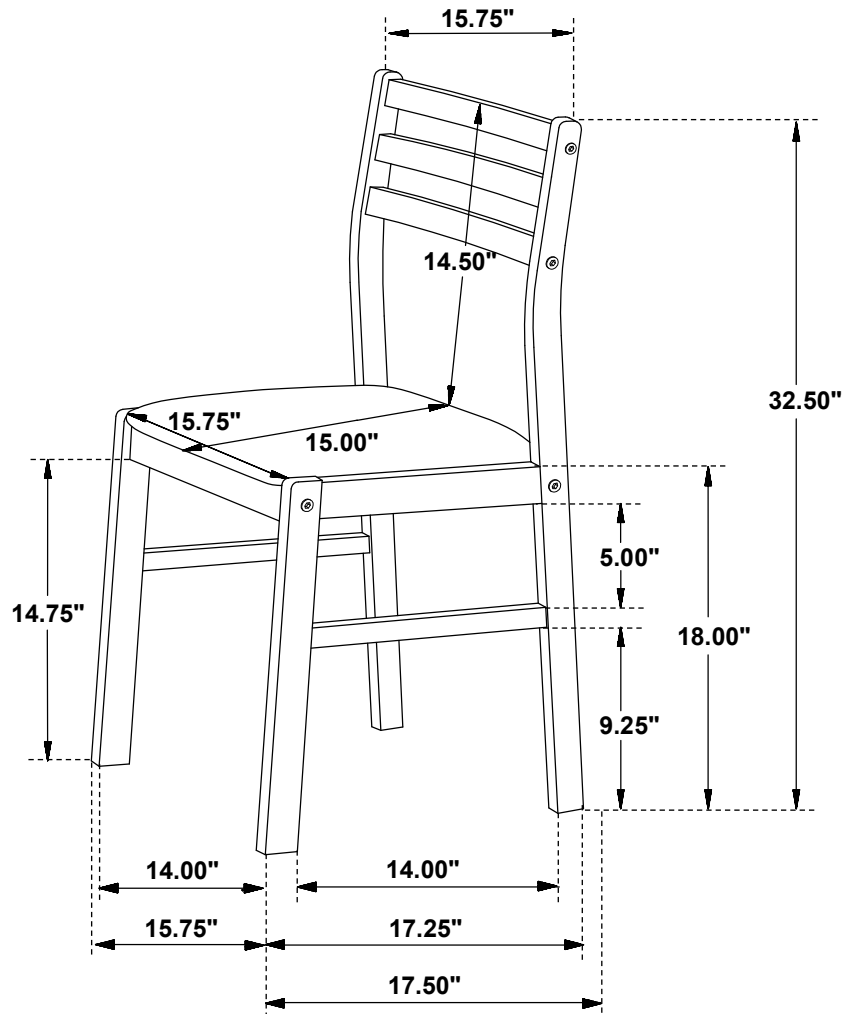


ITEM: **130005**



Note: Dimension tolerance $\pm 5\%$

ITEM: 130005



Note: Dimension tolerance $\pm 5\%$