

ASSEMBLY INSTRUCTIONS COASTER FINE FURNITURE



Fine Furniture for every stage of life

201301Q(B1-B3) *Queen Bed*

REVISION 0 : 07/04/2011
REVISION 1 : 09/27/2011
REVISION 2 : 07/16/2012
REVISION 3 : 03/03/2016
REVISION 4 : 08/27/2018
REVISION 5 : 10/17/2019
REVISION 6 : 07/22/2020
REVISION 7 : 10/18/2024

ITEM: 201301Q (B1-B3)



ASSEMBLY INSTRUCTIONS


ASSEMBLY TIPS:

1. Remove hardware from box and sort by size.
2. Please check to see that all hardware and parts are present prior to start of assembly.
3. Please follow attached instructions in the same sequence as numbered to assure fast & easy assembly.



WARNING!

1. Don't attempt to repair or modify parts that are broken or defective. Please contact the store immediately.
2. This product is for home use only and not intended for commercial establishments.



ASSEMBLY TIME

35 MINUTES

PARTS IDENTIFICATION

B1 (BOX 1)

A HEADBOARD PANEL



1PC

D1 LEFT HEADBOARD LEG



1PC

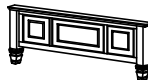
D2 RIGHT HEADBOARD LEG



1PC

B2 (BOX 2)

C FOOTBOARD



1PC

B3 (BOX 3)

B1 LEFT BED RAIL



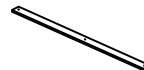
1PC

B2 RIGHT BED RAIL



1PC

E BED SLAT



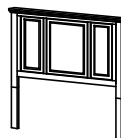
4PCS

F BED SLAT SUPPORT WITH LEVELER



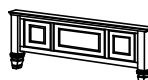
4PCS

HB 201301Q (B1)
FROM BOX 1
HEADBOARD COMPLETE



1PC

C 201301Q (B2)
FROM BOX 2
FOOTBOARD



1PC

ITEM: 201301Q (B1-B3)



ASSEMBLY INSTRUCTIONS

ASSEMBLY TIPS:

1. Remove hardware from box and sort by size.
2. Please check to see that all hardware and parts are present prior to start of assembly.
3. Please follow attached instructions in the same sequence as numbered to assure fast & easy assembly.


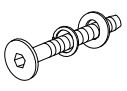
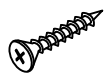


WARNING!

1. Don't attempt to repair or modify parts that are broken or defective. Please contact the store immediately.
2. This product is for home use only and not intended for commercial establishments.

HARDWARE IDENTIFICATION

Z-B3 (BOX 3) - HARDWARE PACK IS LOCATED IN 201301Q (B3)

1	ALLEN WRENCH (M4 - BLK)		1PC
2	BOLT (M6 x 50mm - BLK)		8PCS
3	FLAT HEAD SCREW (M4 x 32mm - BLK)		8PCS

NOTE:

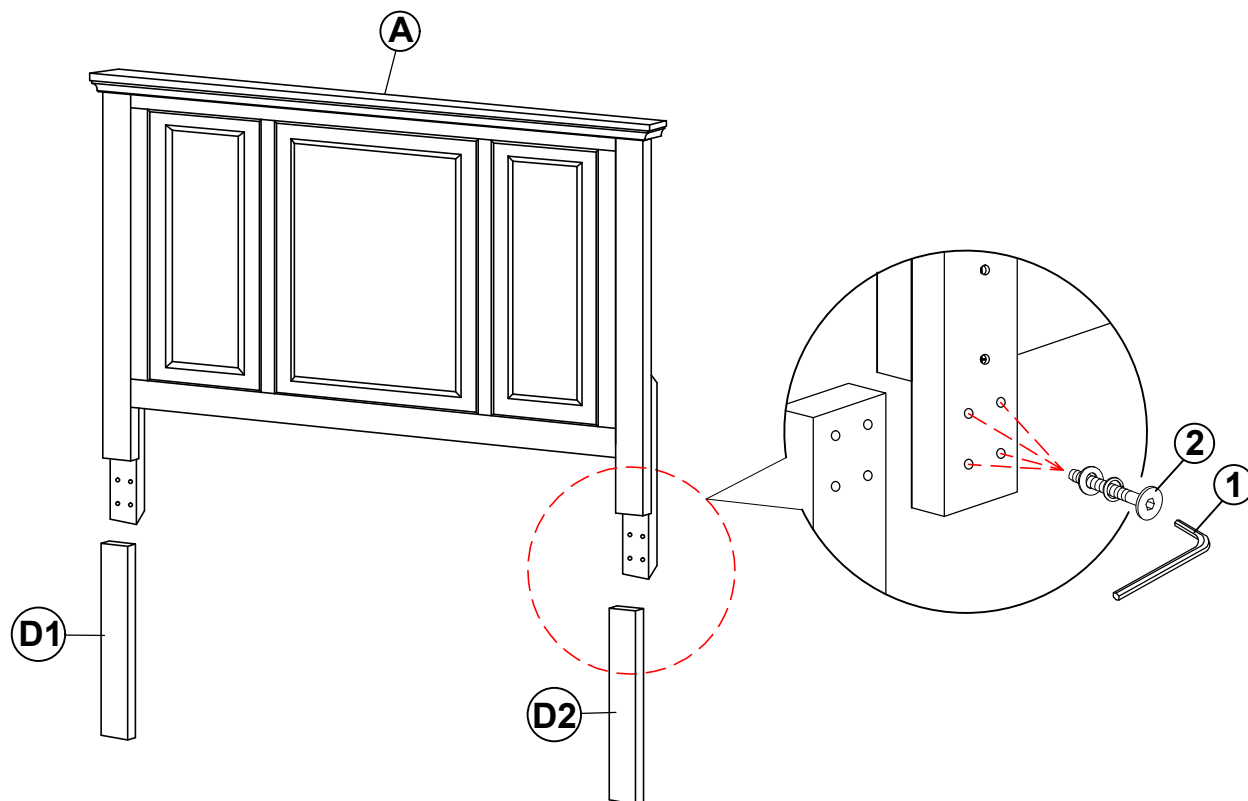
Phillips head screw driver is required in the assembly process; however, manufacturer does not provide this item.

ITEM: 201301Q (B1-B3)

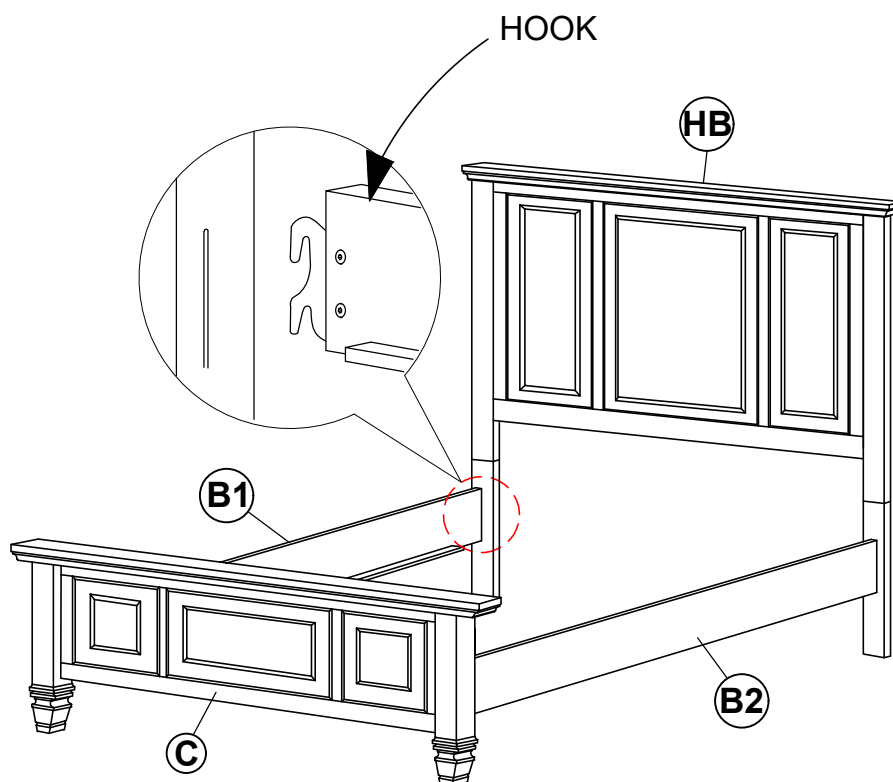


ASSEMBLY INSTRUCTIONS

STEP 1



STEP 2

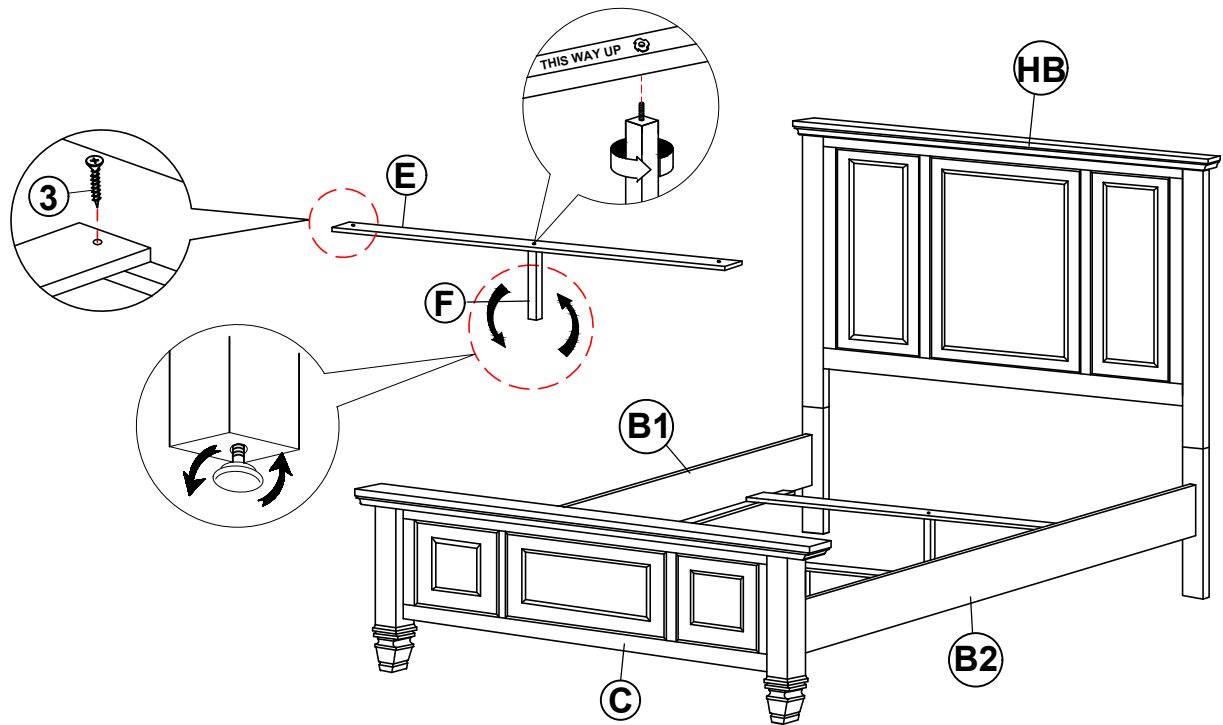


ITEM: 201301Q (B1-B3)





ASSEMBLY INSTRUCTIONS

STEP 3



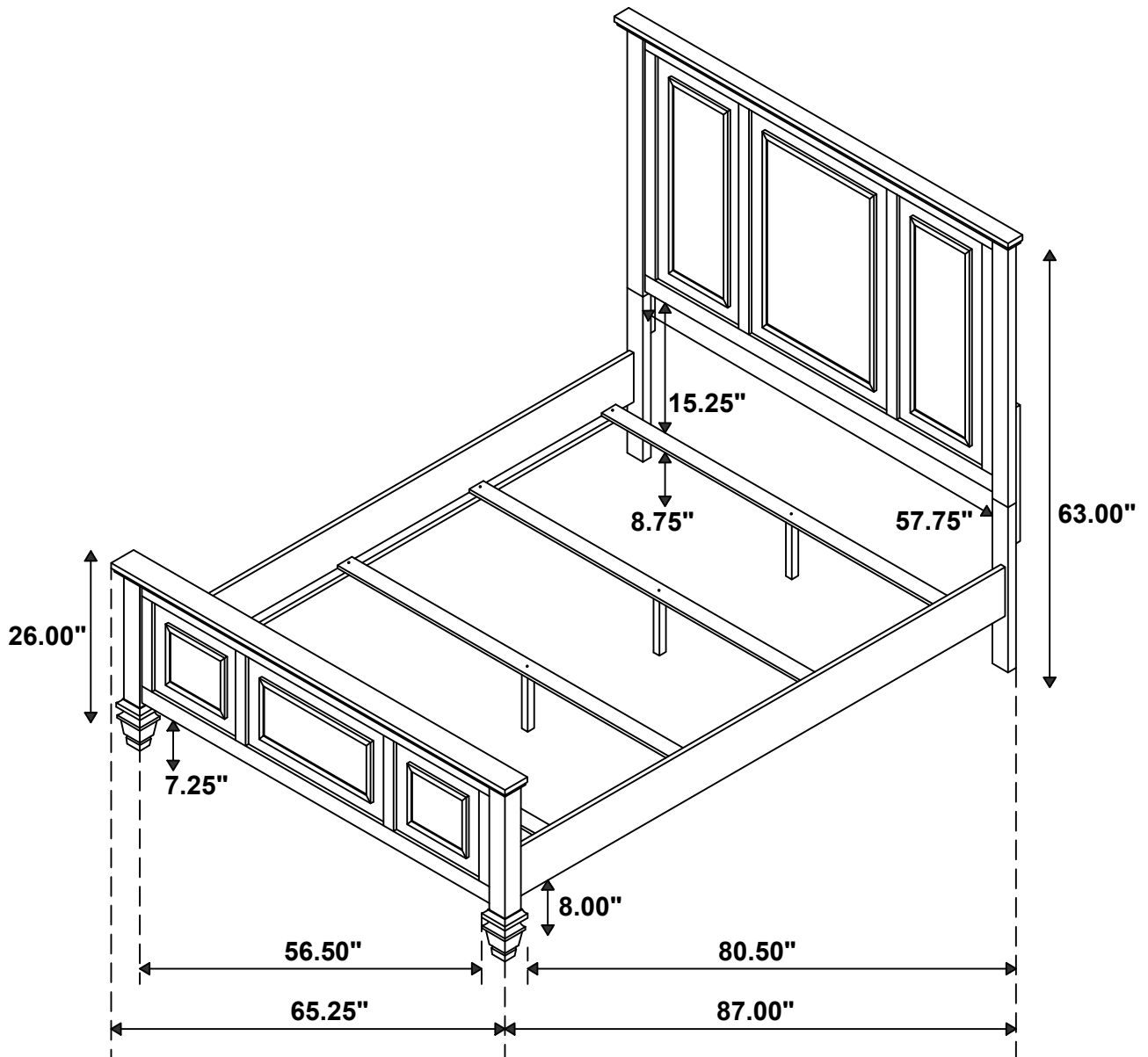
STEP 4 COMPLETE



ITEM:201301Q (B1-B3)



Inner Size : 61.00"W x 81.00"D



Note : Dimension tolerance $\pm 5\%$