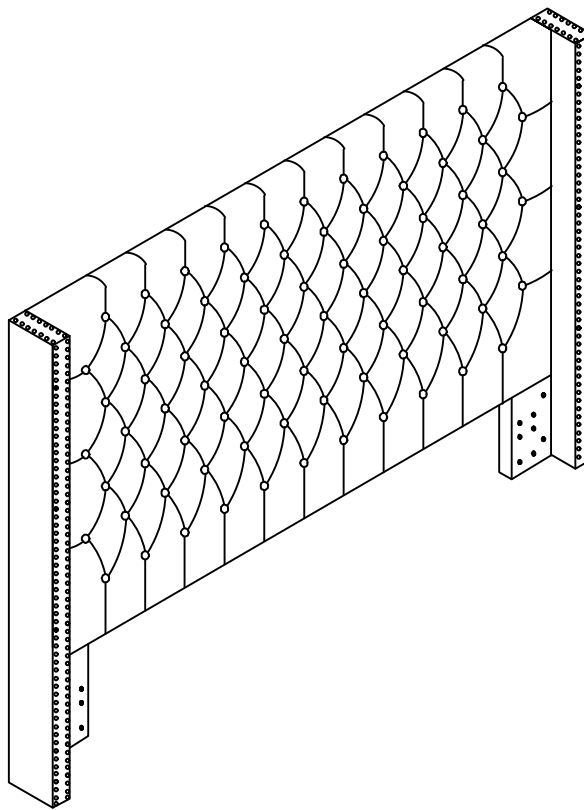




ASSEMBLY INSTRUCTIONS COASTER FINE FURNITURE



Fine Furniture for every stage of life

301405KE(B1) Eastern King Headboard

ITEM: 301405KE(B1)

ASSEMBLY INSTRUCTIONS



ASSEMBLY TIPS:

1. Remove hardware from box and sort by size.
2. Please check to see that all hardware and parts are present prior to start of assembly.
3. Please follow attached instructions in the same sequence as numbered to assure fast & easy assembly.



WARNING!

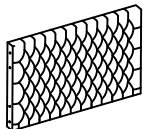




1. Don't attempt to repair or modify parts that are broken or defective. Please contact the store immediately.
2. This product is for home use only and not intended for commercial establishments.



ASSEMBLY TIME










15 MINUTES

PARTS IDENTIFICATION

A	HEADBOARD PANEL		1PC	B	LEFT HEADBOARD LEG		1PC
C	RIGHT HEADBOARD LEG		1PC	D	LEFT WOOD CLEAT		1PC
E	RIGHT WOOD CLEAT		1PC				

HARDWARE IDENTIFICATION

Z-B1 (BOX 1) - HARDWARE PACK IS LOCATED IN 301405KE(B1)

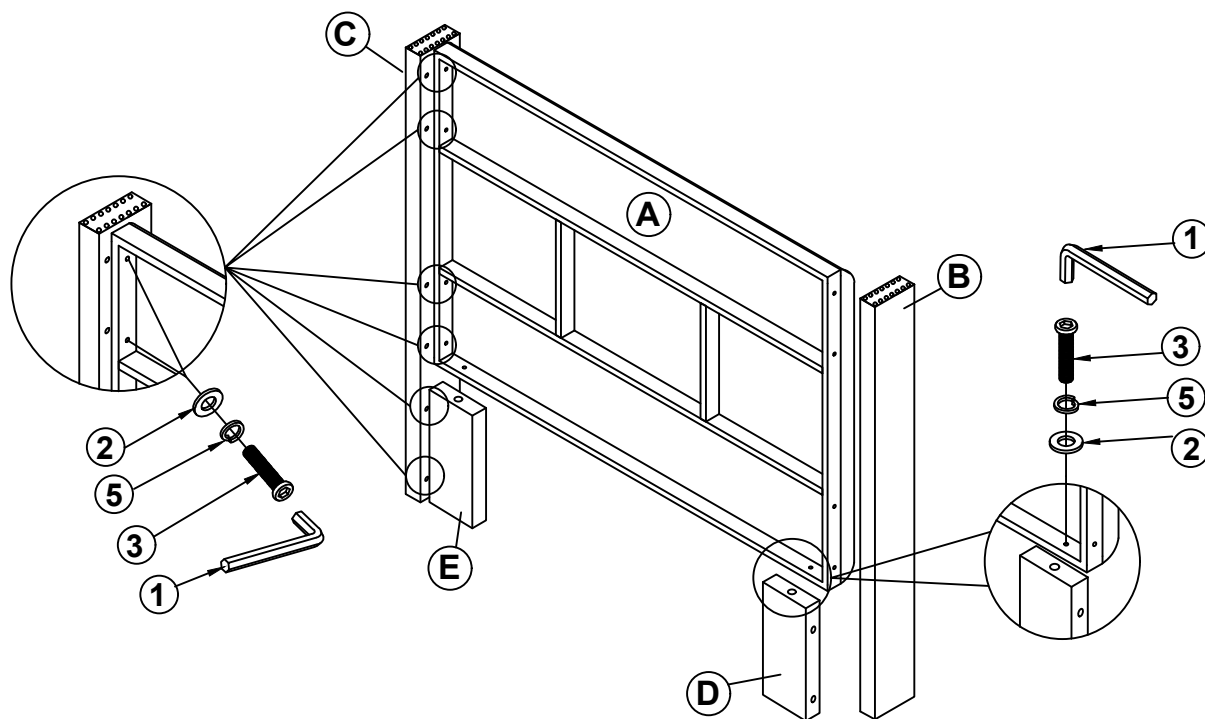
1	ALLEN WRENCH (5mm - BLK)		1PC	2	BIG FLAT WASHER (Ø 5/16" - BLK)		14PCS
3	LONG BOLT (Ø 5/16" x 50mm - BLK)		14PCS	4	SHORT BOLT (Ø 1/4" x 40mm - BLK)		6PCS
5	BIG LOCK WASHER (Ø 5/16" - BLK)		14PCS	14	SMALL FLAT WASHER (Ø 1/4" - BLK)		12PCS
15	SMALL LOCK WASHER (Ø 1/4" - BLK)		12PCS	16	HEX NUT (6mm x 13mm x 13 - BLK)		6PCS
17	WRENCH (14mm - BLK)		1PC				

ITEM: 301405KE(B1)

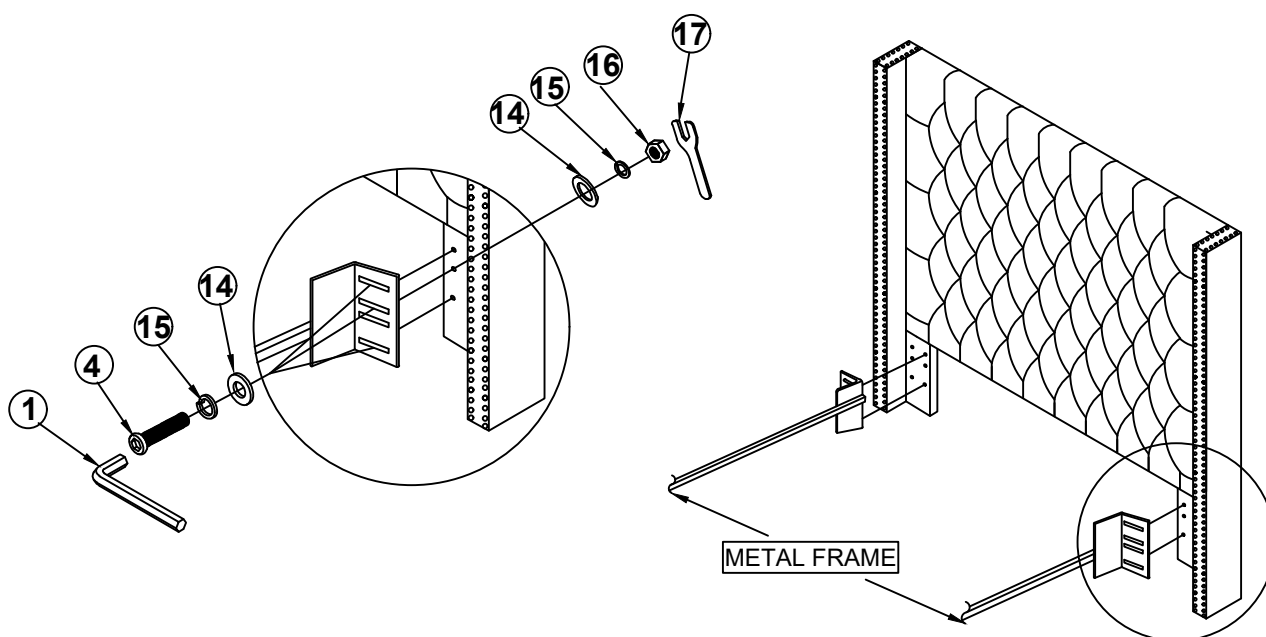
ASSEMBLY INSTRUCTIONS



STEP 1



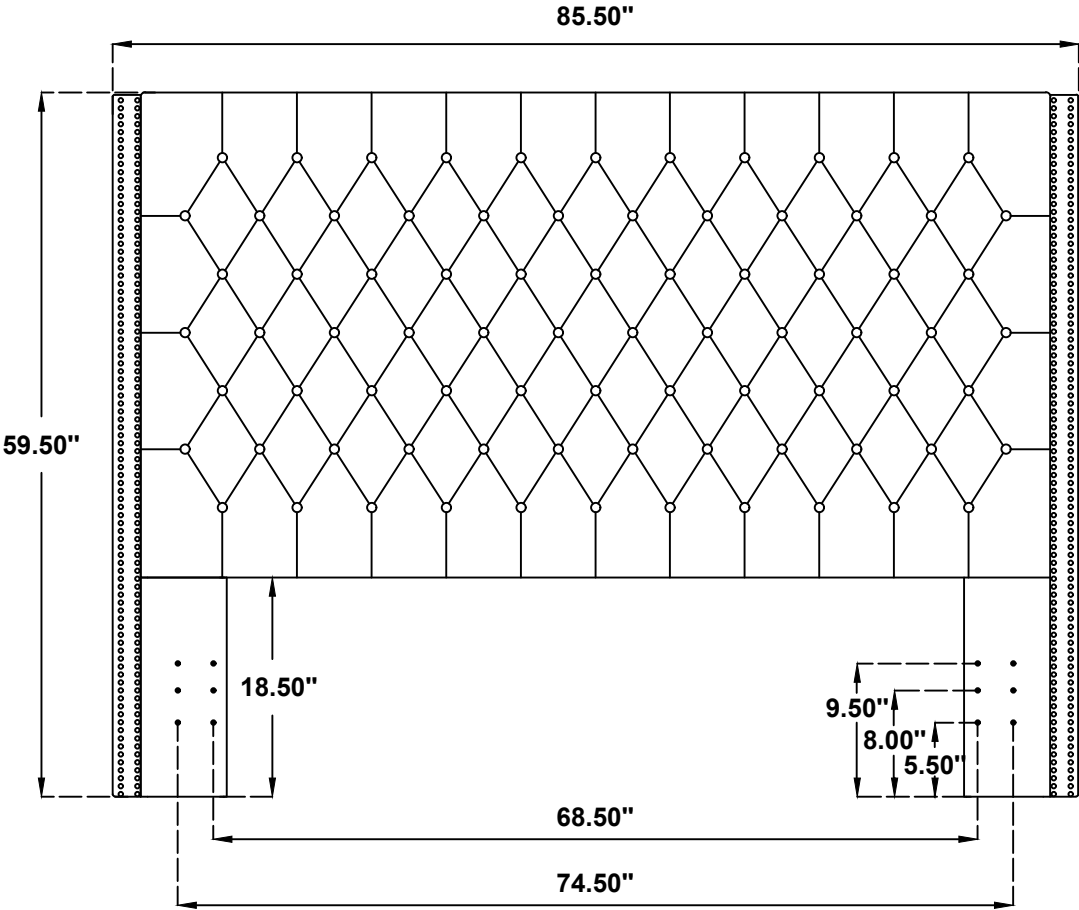
STEP 2 COMPLETE



ITEM: 301405KE(B1)



Inner Size : 77.00"W X 81.00"D



Note: Dimension tolerance $\pm 5\%$