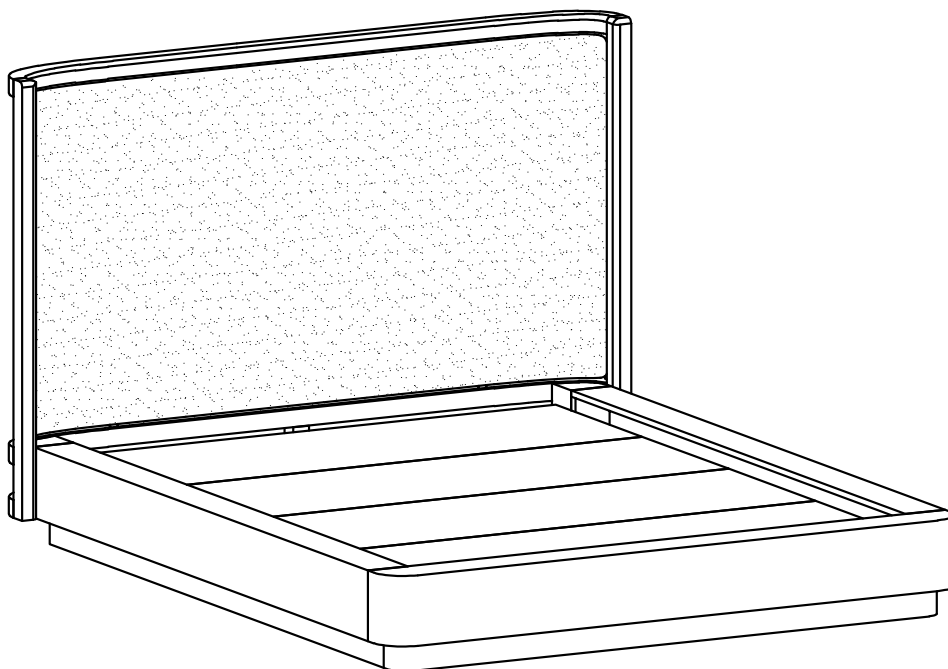


*ASSEMBLY INSTRUCTIONS*  
*COASTER FINE FURNITURE*



*Fine Furniture for every stage of life*

**225041 Q(B1-B3)**  
**Queen Bed**

# ITEM: 225041Q(B1-B3)



## ASSEMBLY INSTRUCTIONS

### ASSEMBLY TIPS:

1. Remove hardware from box and sort by size.
2. Please check to see that all hardware and parts are present prior to start of assembly.
3. Please follow attached instructions in the same sequence as numbered to assure fast & easy assembly.



### WARNING!

1. Don't attempt to repair or modify parts that are broken or defective. Please contact the store immediately.
2. This product is for home use only and not intended for commercial establishments.



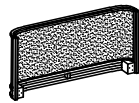
ASSEMBLY TIME

30 MINUTES

## PARTS IDENTIFICATION

### B1 (BOX 1)

A HEADBOARD PANEL



1PC

B HEADBOARD LEG



3PCS

C CONCEAL PANEL



4PCS

### B2 (BOX 2)

D FOOTBOARD



1PC

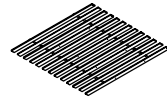
### B3 (BOX 3)

E BED RAIL



2PCS

F ROLL SLAT (13PCS)



1SET

G CENTER RAIL



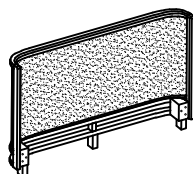
1PC

H CENTER RAIL SUPPORT  
WITH LEVELER



3PCS

HB 225041Q(B1)  
FROM BOX 1  
HEADBOARD  
COMPLETE



1PC

FB 225041Q(B2)  
FROM BOX 2  
FOOTBOARD



1PC

### NOTE:

Phillips head screw driver is required in the assembly process; however, manufacturer does not provide this item.

# ITEM: 225041Q(B1-B3)



## ASSEMBLY INSTRUCTIONS

### ASSEMBLY TIPS:

1. Remove hardware from box and sort by size.
2. Please check to see that all hardware and parts are present prior to start of assembly.
3. Please follow attached instructions in the same sequence as numbered to assure fast & easy assembly.








### WARNING!

1. Don't attempt to repair or modify parts that are broken or defective. Please contact the store immediately.
2. This product is for home use only and not intended for commercial establishments.

## HARDWARE IDENTIFICATION

### Z-B3 (BOX 3) - HARDWARE PACK IS LOCATED IN 225041Q(B3)

1	<b>BOLT</b> (Ø5/16" x 45MM- RBW)		12PCS	4	<b>ALLEN WRENCH</b> (4MM - RBW)		1PC
2	<b>LOCK WASHER</b> (Ø5/16" - RBW)		12PCS	5	<b>FLAT HEAD SCREW</b> (Ø4 x 30MM - RBW)		15PCS
3	<b>FLAT WASHER</b> (Ø5/16" - RBW)		12PCS				

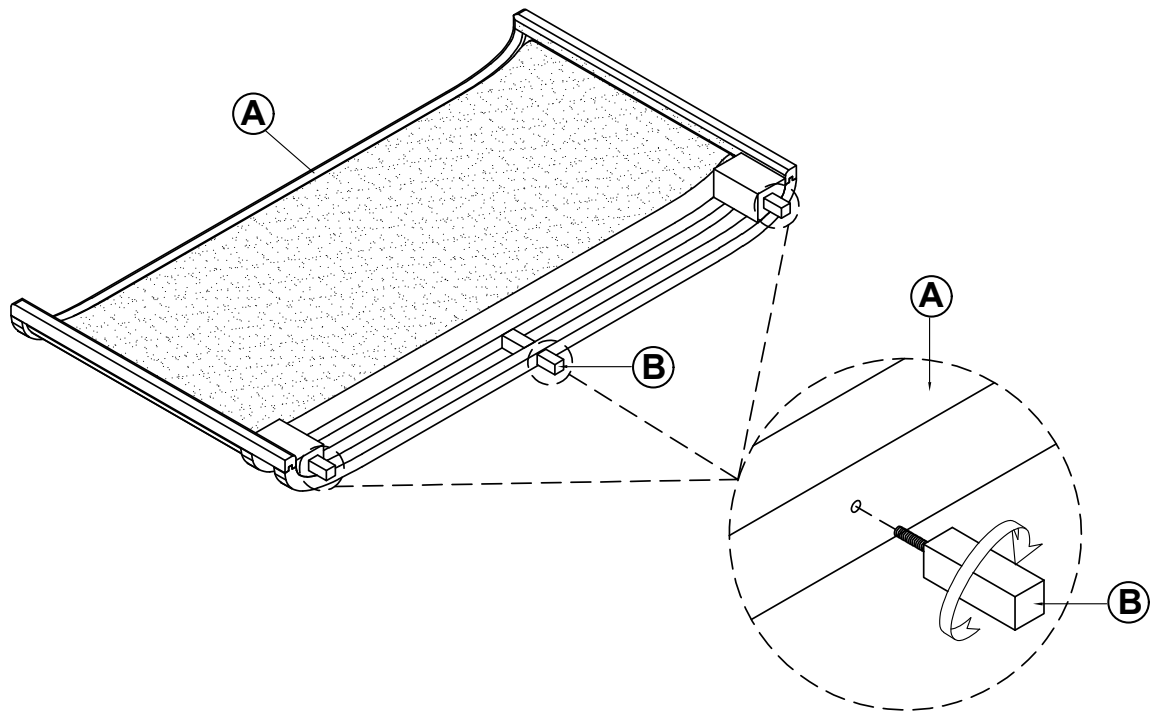
### NOTE:

Phillips head screw driver is required in the assembly process; however, manufacturer does not provide this item.

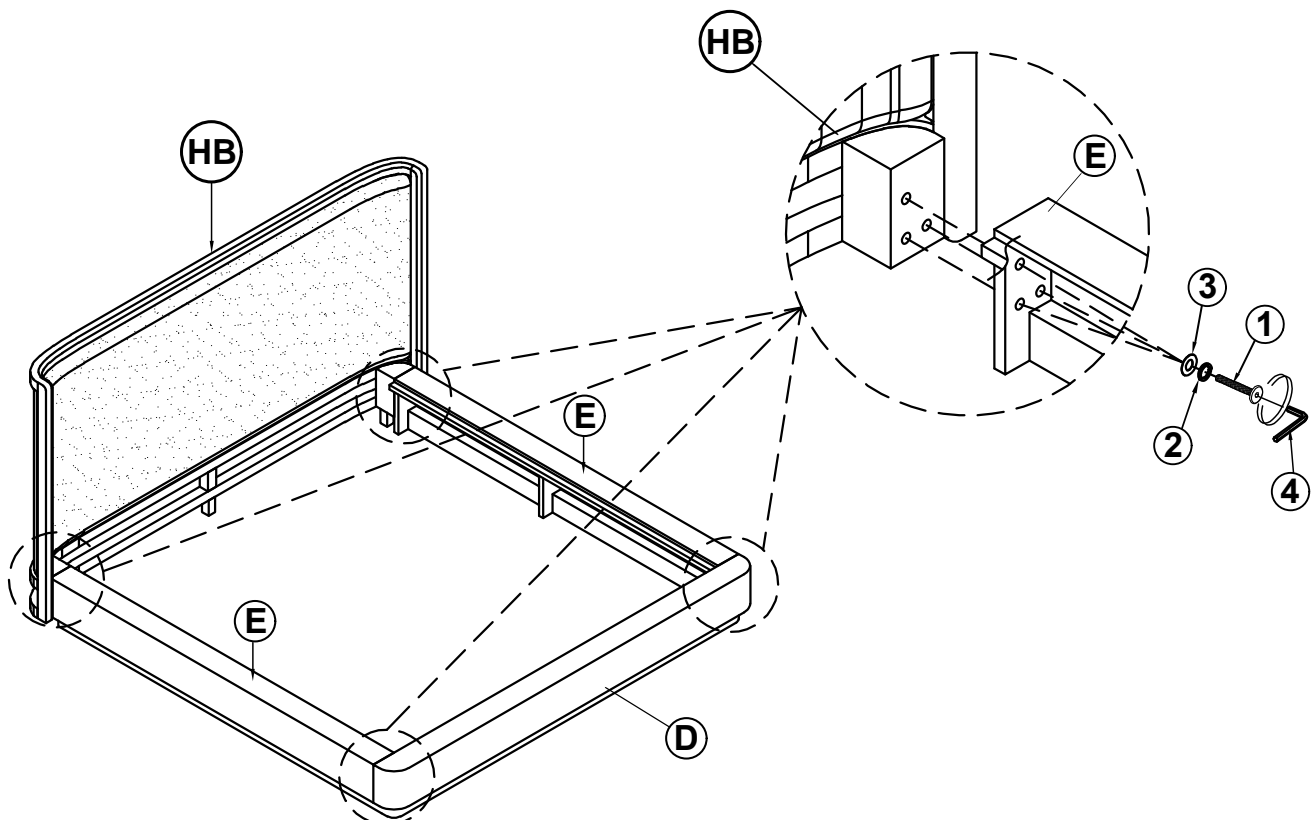
ITEM: **225041Q(B1-B3)**

**ASSEMBLY INSTRUCTIONS**

**STEP 1**



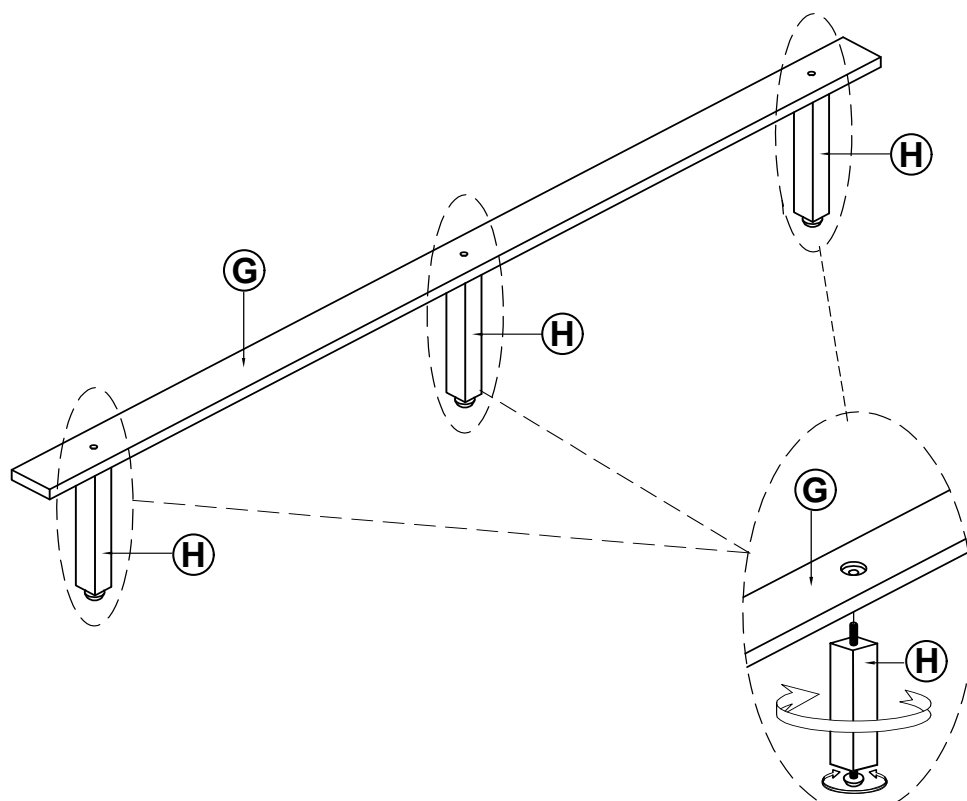
**STEP 2**



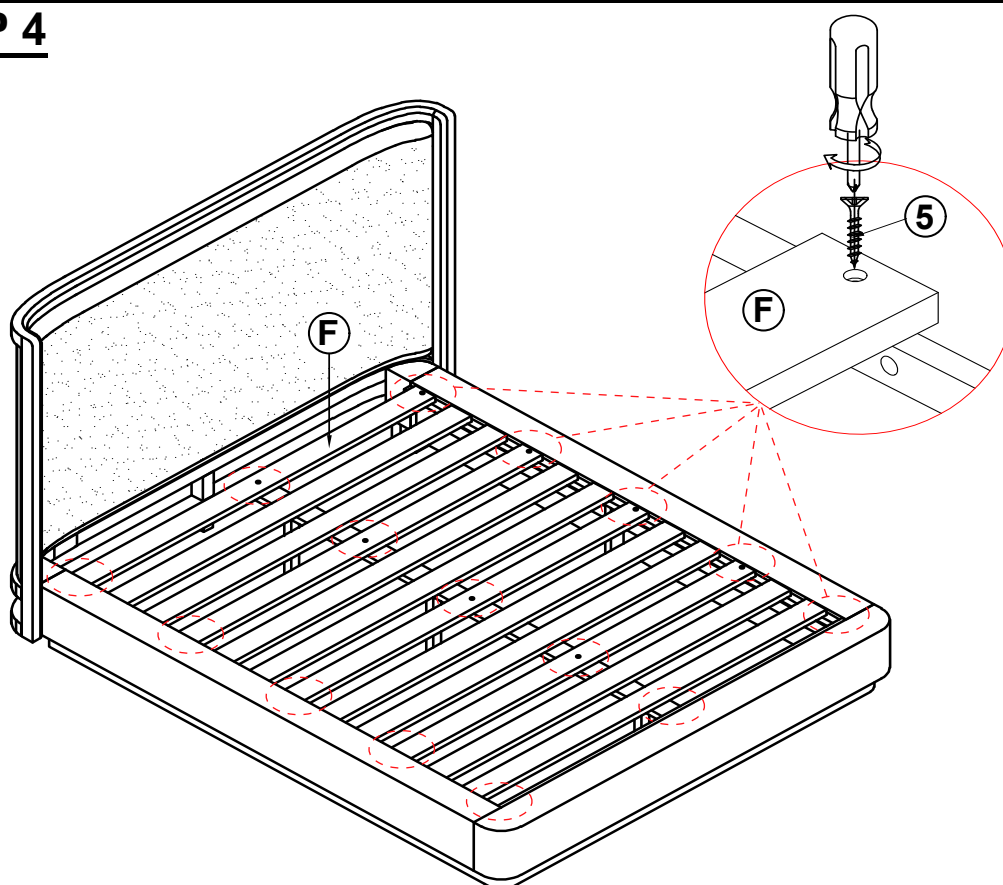
ITEM: **225041Q(B1-B3)**

## ASSEMBLY INSTRUCTIONS

### STEP 3



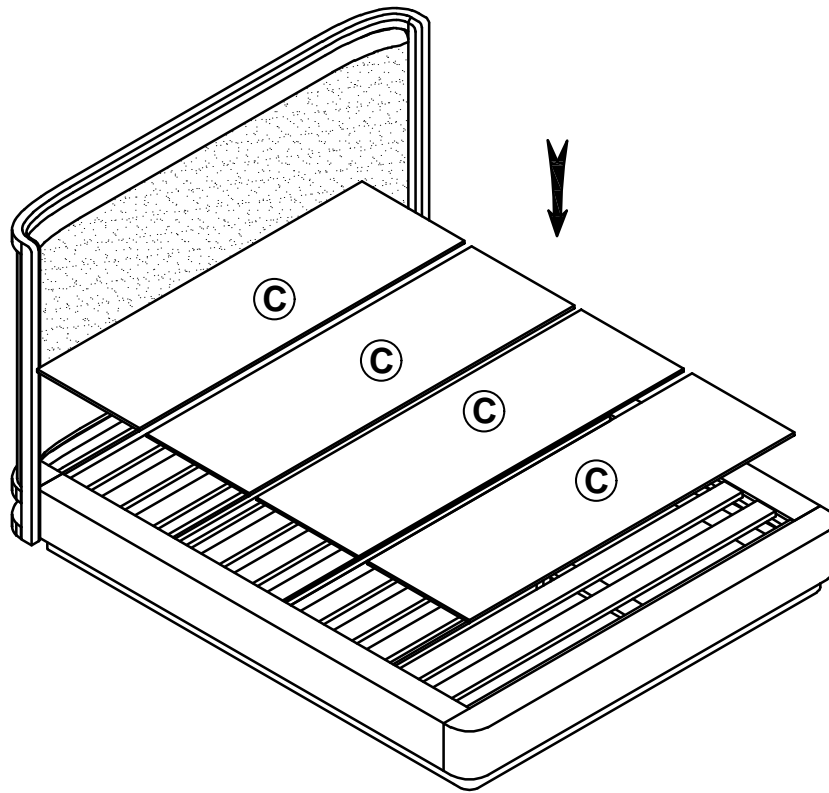
### STEP 4




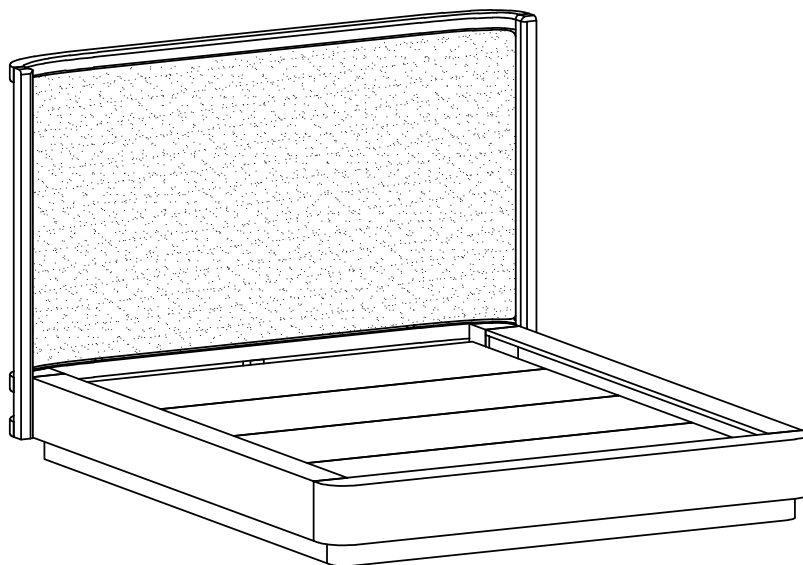
ITEM: **225041Q(B1-B3)**

**ASSEMBLY INSTRUCTIONS**

**STEP 5**



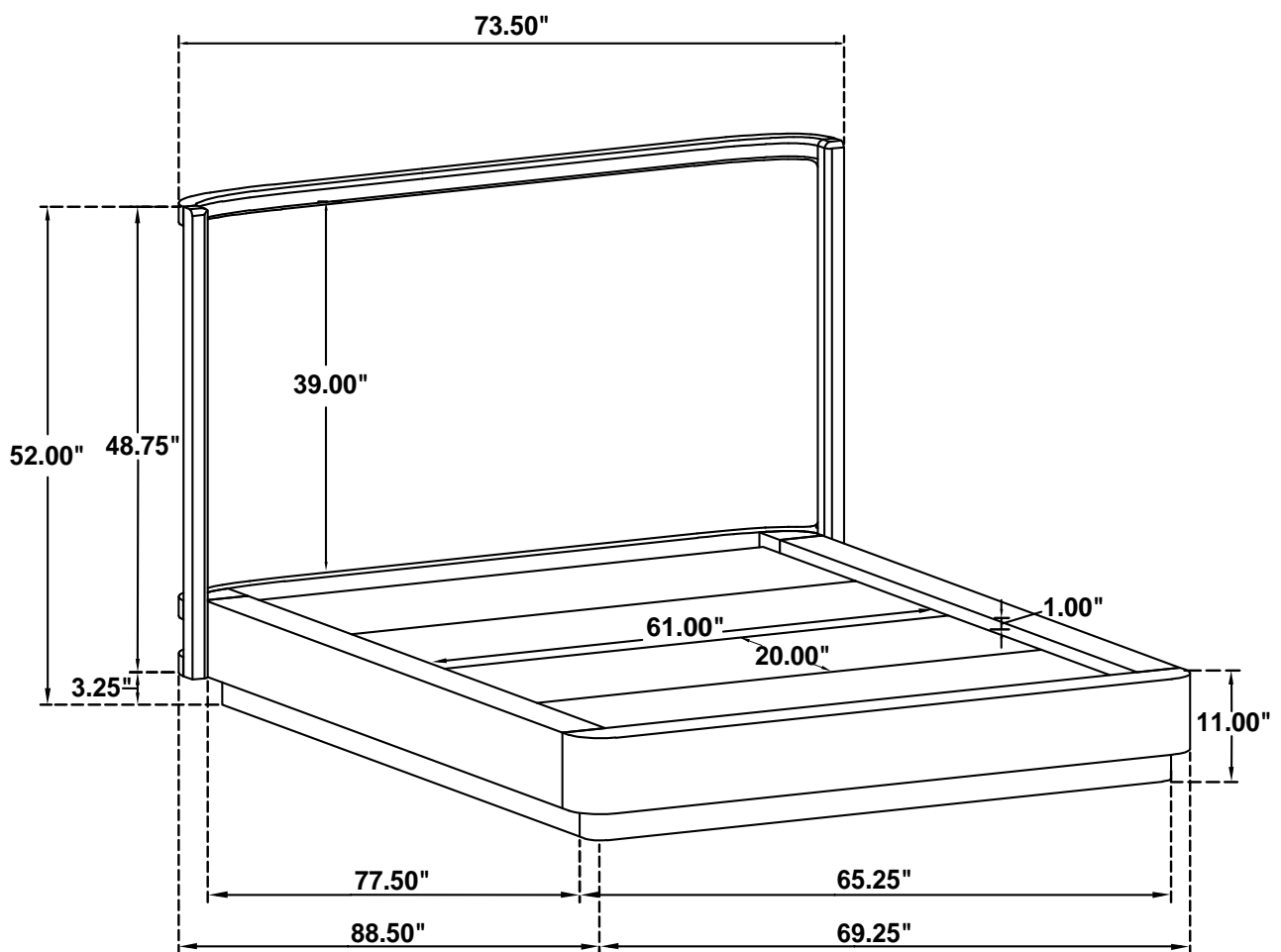
**STEP 6**  
**COMPLETE**



ITEM: **225041Q(B1-B3)**



**Inner Size : 81.00"W X 61.00"D**



**Note: Dimension tolerance  $\pm 5\%$**