

ASSEMBLY INSTRUCTIONS COASTER FINE FURNITURE



Fine Furniture for every stage of life

120341 BAR TABLE

REVISION 0:06/16/2020
REVISION 1:08/04/2022
REVISION 2:09/01/2023

COASTERFURNITURE.COM

ITEM :120341
ASSEMBLY INSTRUCTIONS



ASSEMBLY TIPS:

1. Remove hardware from box and sort by size.
2. Please check to see that all hardware and parts are present prior to start of assembly.
3. Please follow attached instructions in the same sequence as numbered to assure fast & easy assembly.




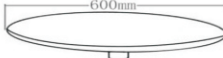

Warning!

1. Don't attempt to repair or modify parts that are broken or defective. Please contact the store immediately.
2. This product is for home use only and not intended for commercial establishments.






ASSEMBLY TIME 5 MINUTES

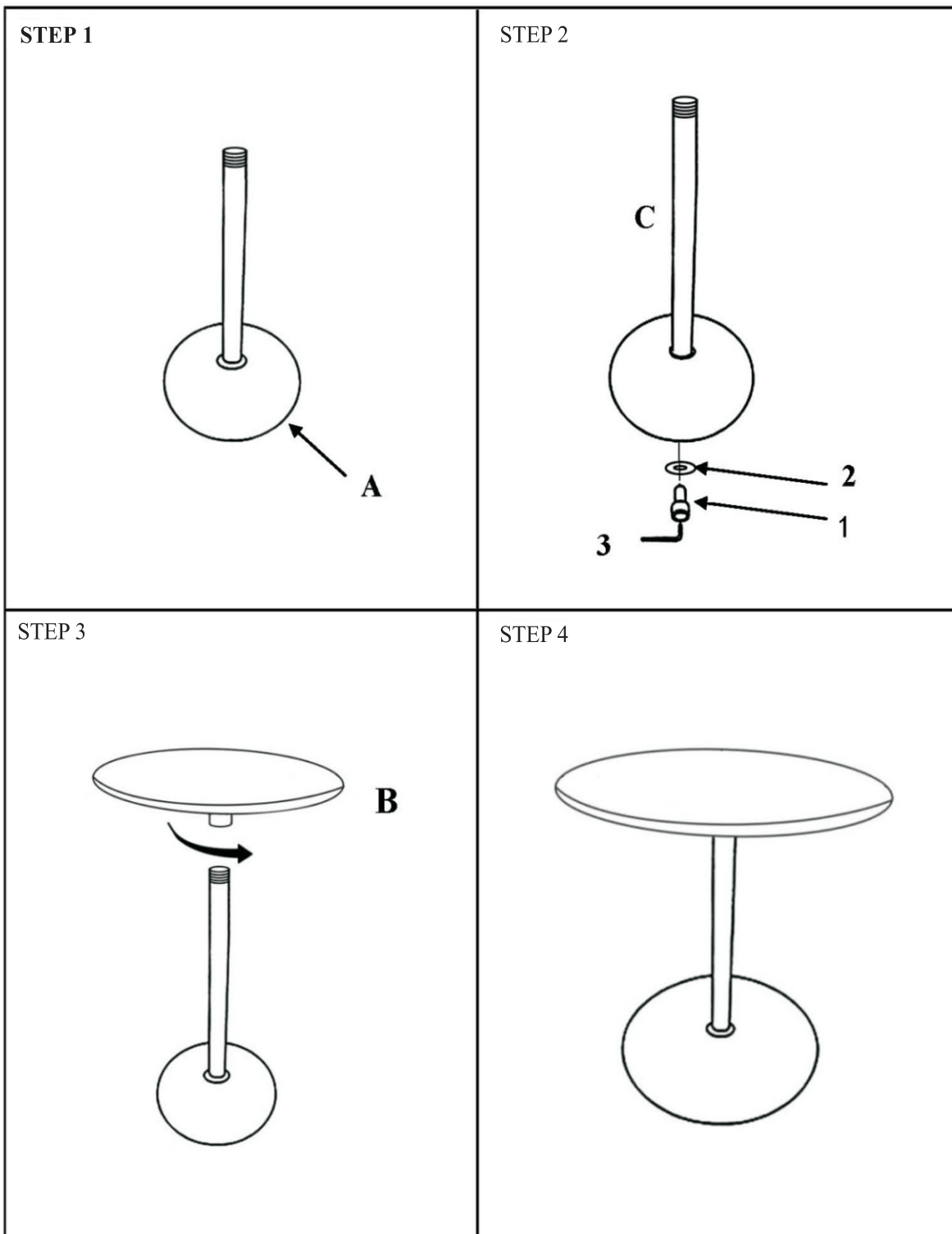
PARTS IDENTIFICATION

	PART NAME	FIGURE	QTY
A	TABLE BASE		1PC
B	TABLE TOP		1PC
C	MAIN POST		1PC

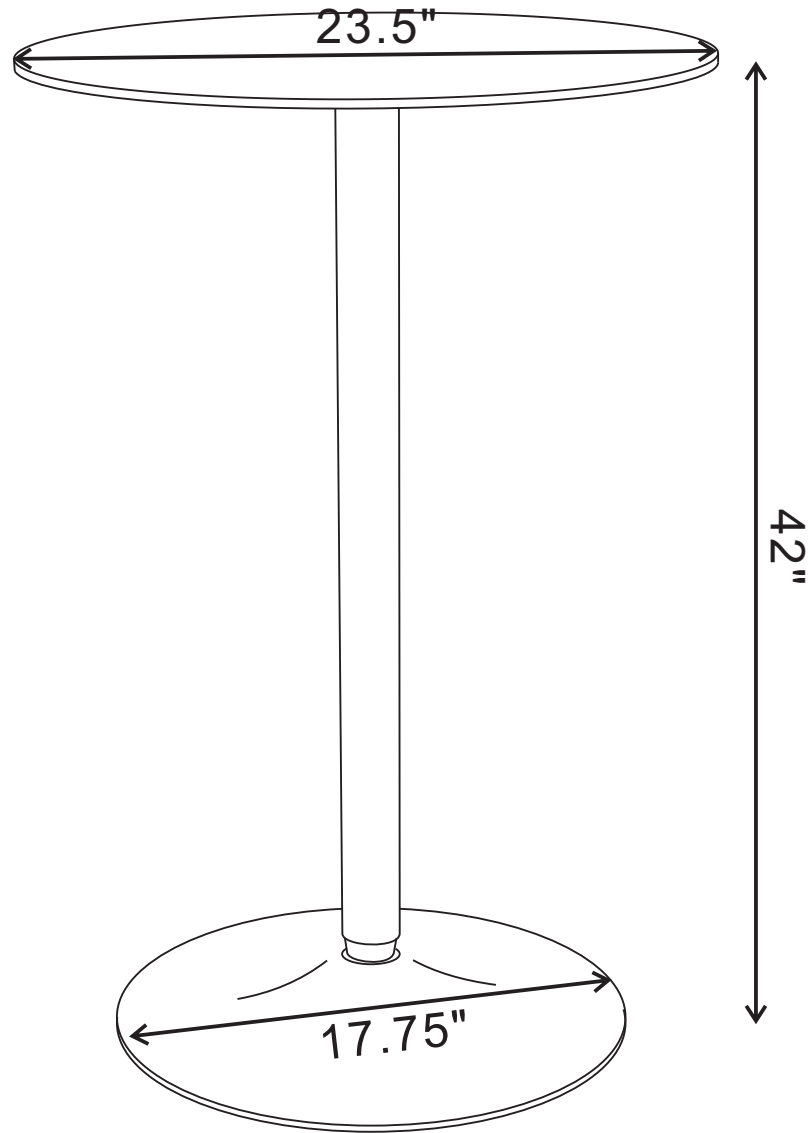
HARDWARE IDENTIFICATION

	HARDWARE NAME	FIGURE	QTY
1	BOLTS 3/16X40MM		1PC
2	WASHER 60MM		1PC
2	ALLEN WRENCH M10		1PC

ITEM :120341
ASSEMBLY INSTRUCTIONS



ITEM :120341
ASSEMBLY INSTRUCTIONS



Note:Dimension tolerance±5%

COASTERFURNITURE.COM