



ASSEMBLY INSTRUCTIONS COASTER FINE FURNITURE



Fine Furniture for every stage of life

508824 SOFA

ITEM: 508824

ASSEMBLY INSTRUCTIONS




ASSEMBLY TIPS:

1. Remove hardware from box and sort by size.
2. Please check to see that all hardware and parts are present prior to start of assembly.
3. Please follow attached instructions in the same sequence as numbered to assure fast & easy assembly.

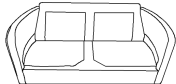

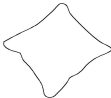




WARNING!

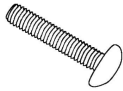


1. Don't attempt to repair or modify parts that are broken or defective. Please contact the store immediately.
2. This product is for home use only and not intended for commercial establishments.

**ASSEMBLY TIME****8 MINUTES**

PARTS IDENTIFICATION

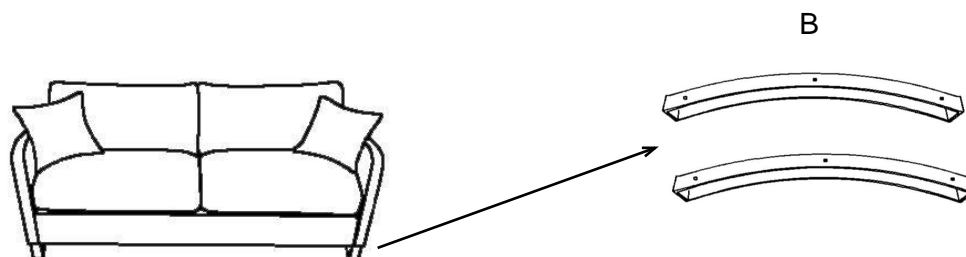
	PART NAME	FIGURE	QUANTITY
A	SOFA BASE		1PC
B	LEG		2PCS
C	PILLOW		2PCS
D	BACK CUSHION		2PCS
E	SEAT CUSHION		2PCS

HARDWARE IDENTIFICATION

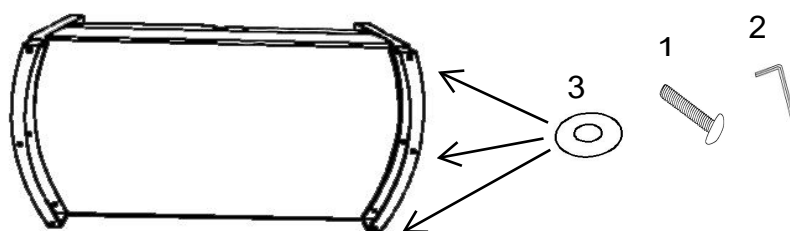
1	BOLT		6PCS
2	WRENCH (M6-6mmX30mm)		1PC
3	FLAT WASHER (M6)		6PCS

ITEM: **508824**


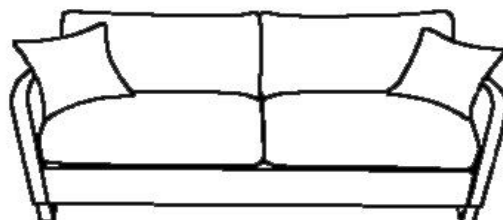
ASSEMBLY INSTRUCTIONS
STEP 1




STEP 2



STEP 3
COMPLETE



ITEM: 508824



Note : Dimension tolerance $\pm 5\%$