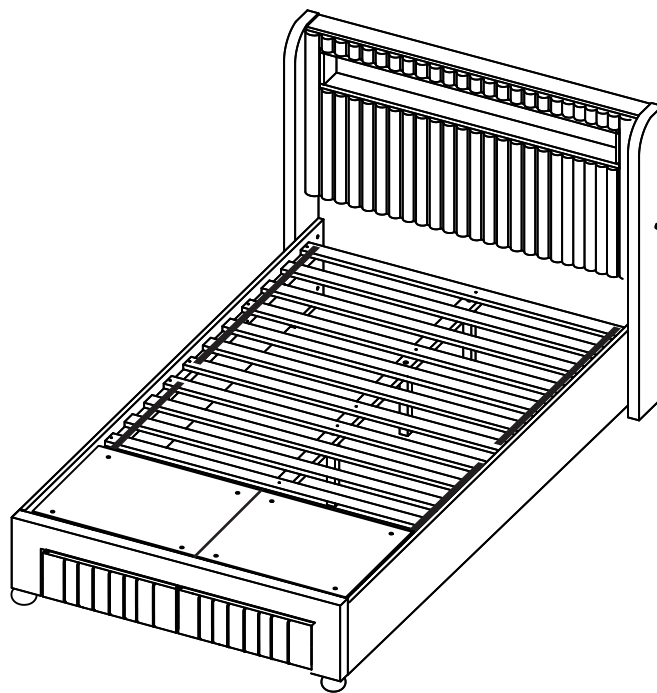


## ASSEMBLY INSTRUCTIONS COASTER FINE FURNITURE



*Fine Furniture for every stage of life*

### **460550F(B1-B4)** **Full Storage Bed**

# ITEM: 460550F(B1-B4)



## ASSEMBLY INSTRUCTIONS

### ASSEMBLY TIPS :

1. Remove hardware from box and sort by size.
2. Please check to see that all hardware and parts are present prior to start of assembly.
3. Please follow attached instructions in the same sequence as numbered to assure fast & easy assembly.



### WARNING !

1. Don't attempt to repair or modify parts that are broken or defective. Please contact the store immediately.
2. This product is for home use only and not intended for commercial establishments.



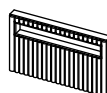
ASSEMBLY TIME

35 MINUTES

## PARTS IDENTIFICATION

### B1 (BOX 1)

A HEADBOARD PANEL



1PC

B CONCEAL PANEL



2PCS

C ADAPTER



1PC

### B2 (BOX 2)

D LEFT WING



1PC

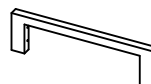
E RIGHT WING



1PC

### B3 (BOX 3)

F FOOTBOARD



1PC

G BUN FOOT



2PCS

H CENTER RAIL



1PC

I ROLL SLATS (7PCS)



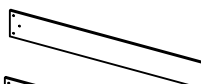
2SETS

J BED SLAT SUPPORT WITH LEVELER



3PCS

K LEFT BED RAIL



1PC

L RIGHT BED RAIL



1PC

### B4 (BOX 4)

M LEFT FOOTBOARD DRAWER



1PC

N RIGHT FOOTBOARD DRAWER



1PC

O DRAWER LEG



8PCS

### NOTE:

Phillips head screw driver is required in the assembly process; however, manufacturer does not provide this item.

# ITEM: 460550F(B1-B4)



## ASSEMBLY INSTRUCTIONS

### ASSEMBLY TIPS :

1. Remove hardware from box and sort by size.
2. Please check to see that all hardware and parts are present prior to start of assembly.
3. Please follow attached instructions in the same sequence as numbered to assure fast & easy assembly.












### WARNING !





1. Don't attempt to repair or modify parts that are broken or defective. Please contact the store immediately.
2. This product is for home use only and not intended for commercial establishments.

## HARDWARE IDENTIFICATION

### Z-B3 (BOX 3) - HARDWARE PACK IS LOCATED IN 460550F(B3)

1	<b>ALLEN WRENCH</b> (Φ4 X 95mm- ZINC)		1PC
2	<b>SHORT BOLT</b> (Φ6 X 30mm - RBW)		4PCS
3	<b>MEDIUM BOLT</b> (Φ6 X 45mm - RBW)		11PCS
4	<b>LONG BOLT</b> (Φ6 X 60mm - RBW)		6PCS
5	<b>FLAT HEAD SCREW</b> (Φ4 X 32mm - RBW)		26PCS
6	<b>LOCK WASHER</b> (Φ6 - RBW)		16PCS
7	<b>MEDIUM FLAT WASHER</b> (Φ7 X 19mm X 2.0 - RBW)		16PCS
8	<b>BIG FLAT WASHER</b> (3/8 x 25 x 1.0 - RBW)		6PCS
9	<b>PLASTIC DOWEL</b> (Φ8 X 30MM)		6PCS

### Z-B4 (BOX 4) - HARDWARE PACK IS LOCATED IN 460550F(B4)

10	<b>SHORT BOLT</b> (Φ6 X 30mm - RBW)		2PCS
11	<b>MEDIUM BOLT</b> (Φ6 X 45mm - RBW)		4PCS
12	<b>LOCK WASHER</b> (Φ6 - RBW)		4PCS
13	<b>MEDIUM FLAT WASHER</b> (Φ7 X 19mm X 2.0 - RBW)		4PCS

### NOTE:

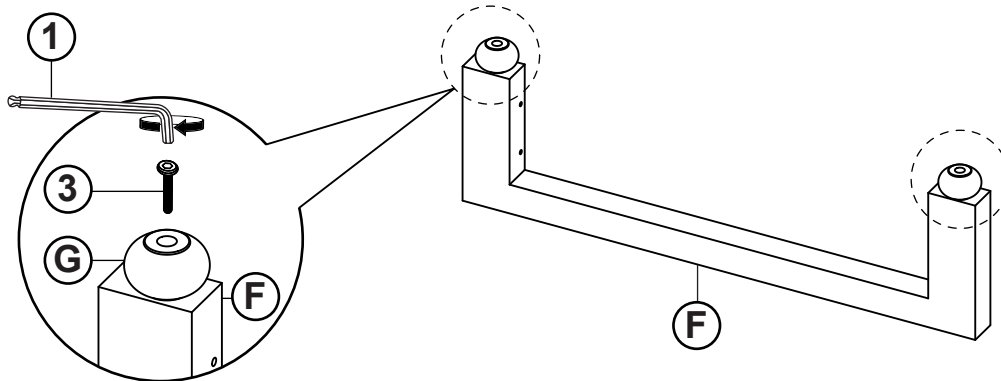
Phillips head screw driver is required in the assembly process; however, manufacturer does not provide this item.

ITEM: **460550F(B1-B4)**

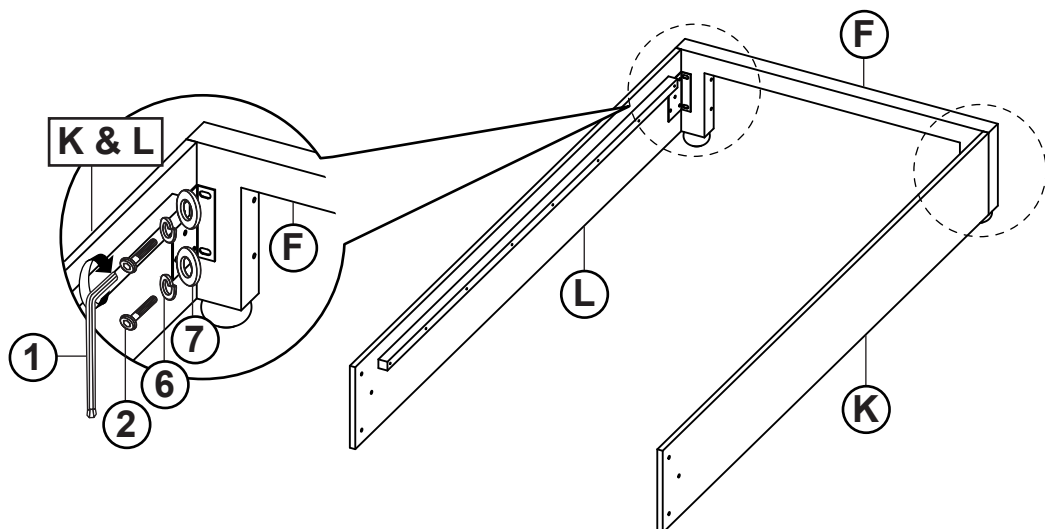


## ASSEMBLY INSTRUCTIONS

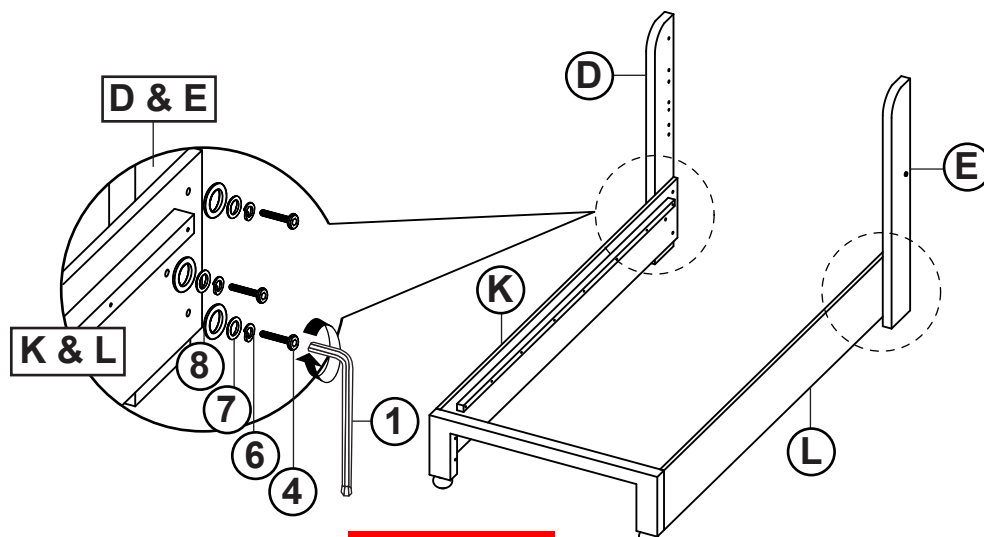
### STEP 1



### STEP 2



### STEP 3

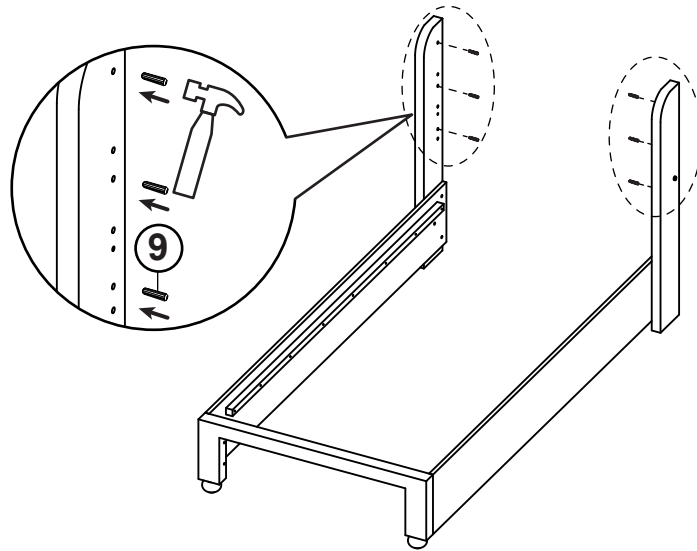


ITEM: **460550F(B1-B4)**

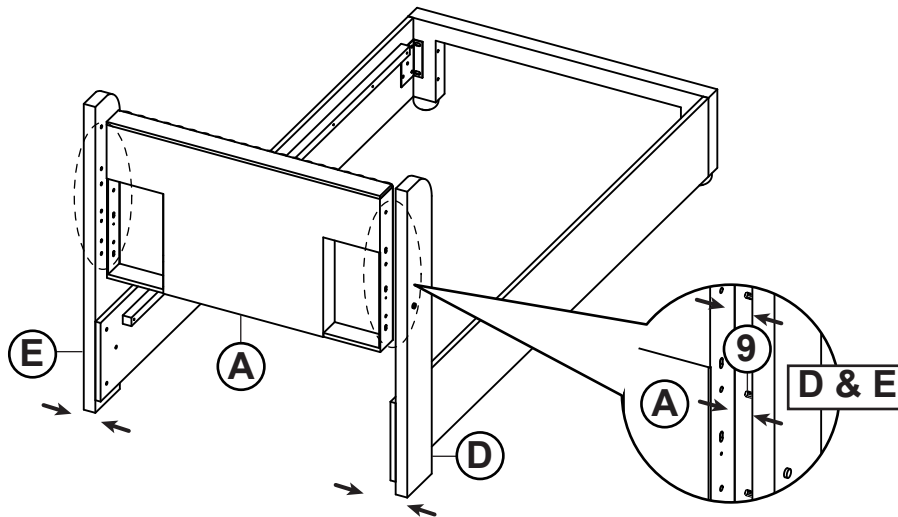


## ASSEMBLY INSTRUCTIONS

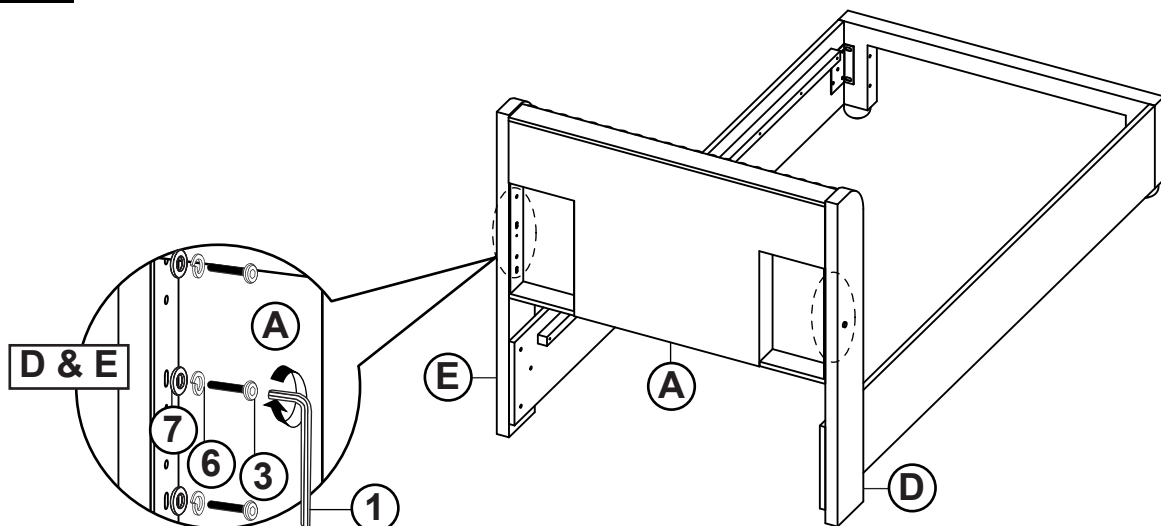
### STEP 4



### STEP 5



### STEP 6

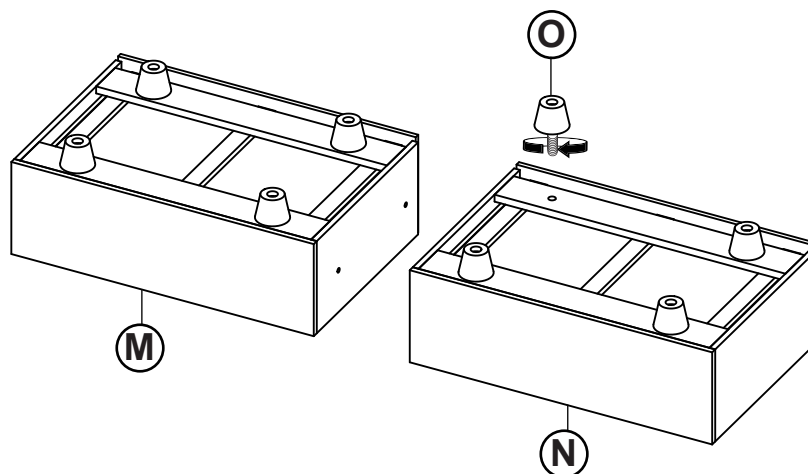


ITEM: **460550F(B1-B4)**

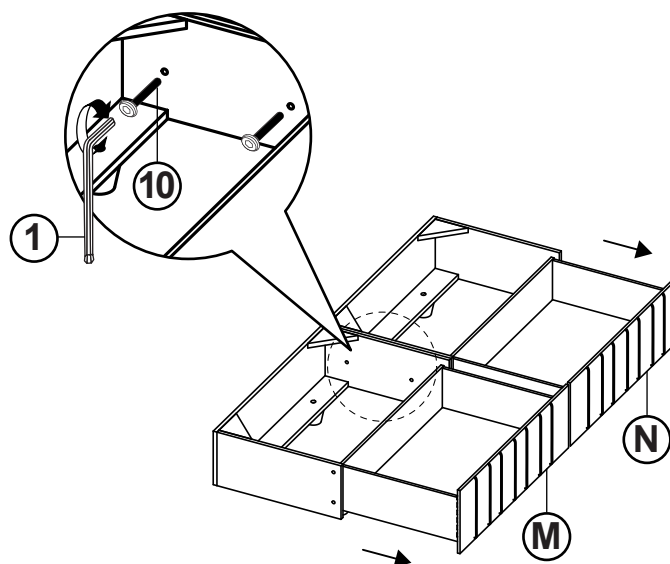


## ASSEMBLY INSTRUCTIONS

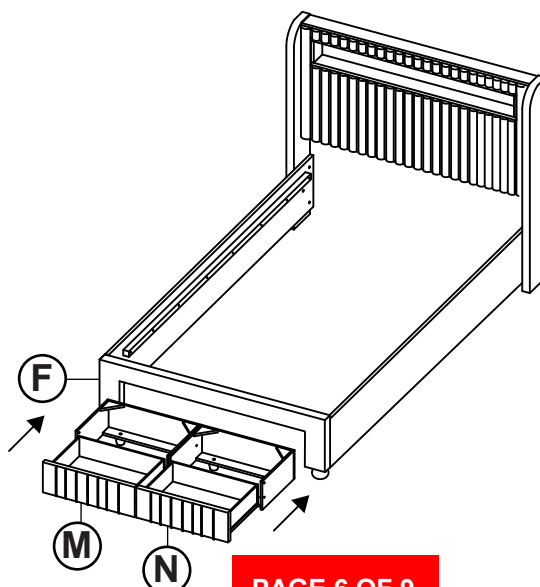
### STEP 7



### STEP 8



### STEP 9

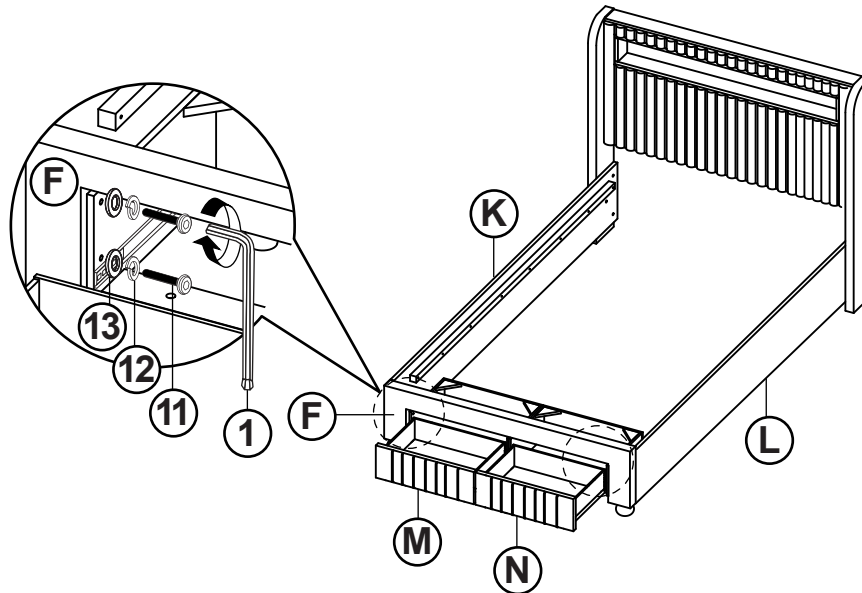


ITEM: **460550F(B1-B4)**

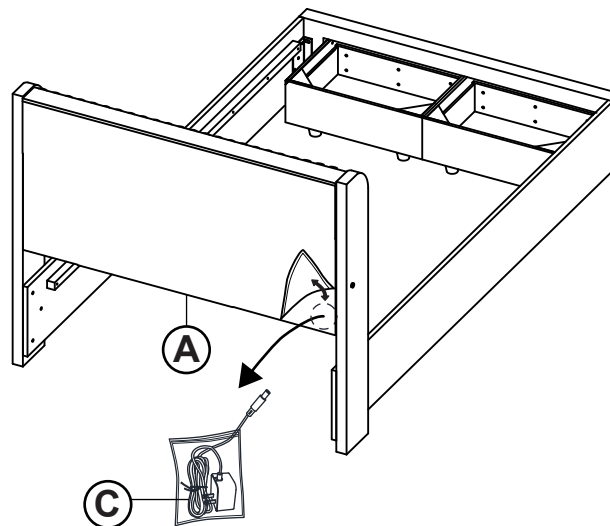


## ASSEMBLY INSTRUCTIONS

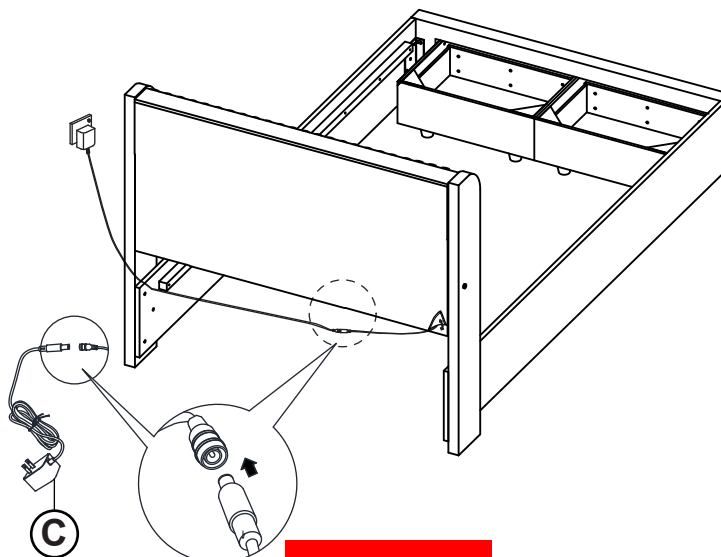
### STEP 10



### STEP 11



### STEP 12

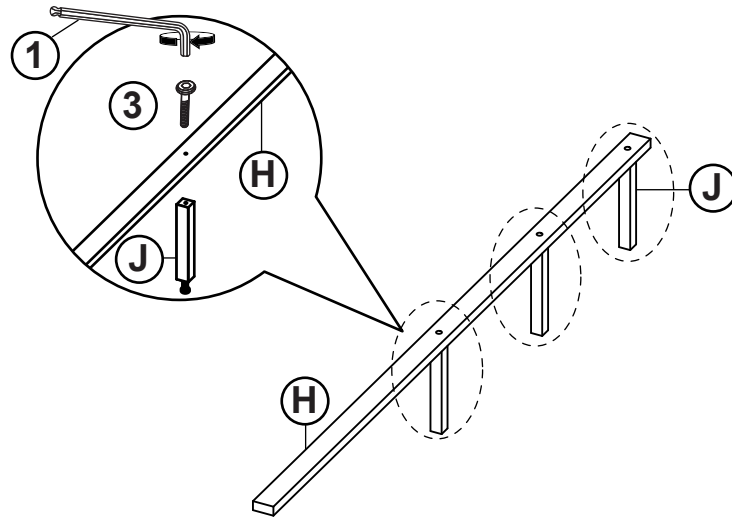


ITEM: **460550F(B1-B4)**



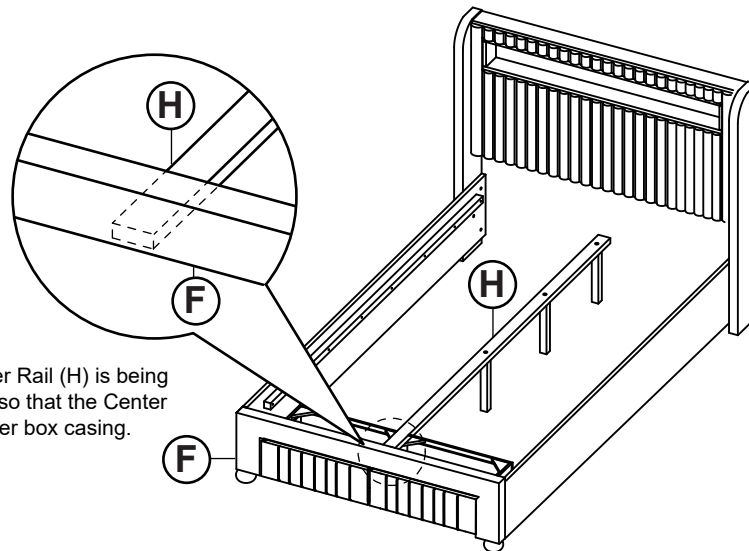
## ASSEMBLY INSTRUCTIONS

### STEP 13

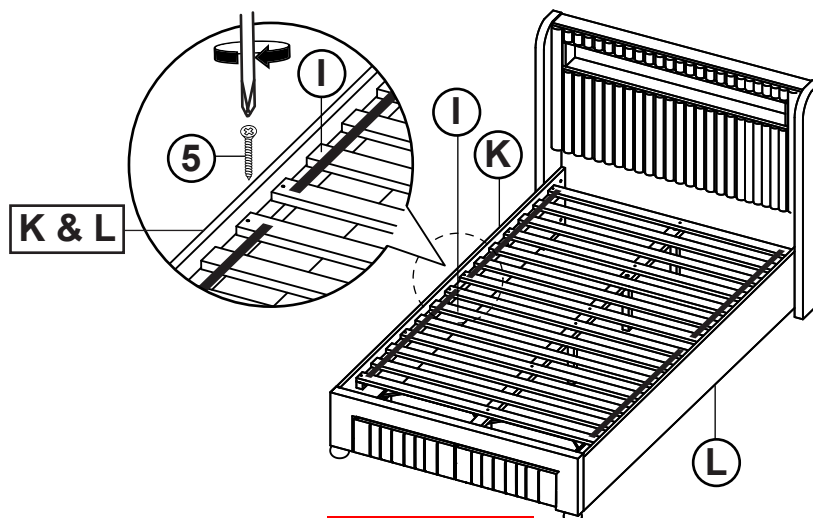


### STEP 14

Please ensure end of Center Rail (H) is being inserted into Footboard (F) so that the Center Rail (H) is seated on the drawer box casing.



### STEP 15



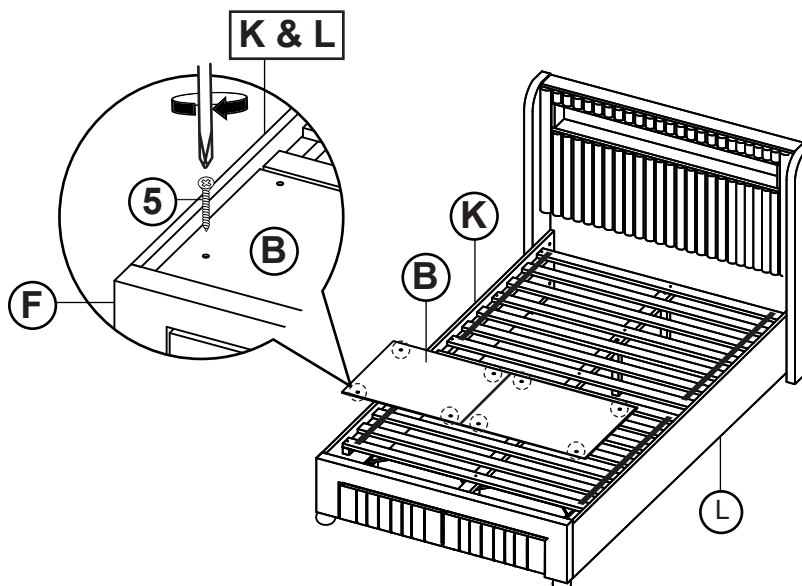


ITEM: **460550F(B1-B4)**

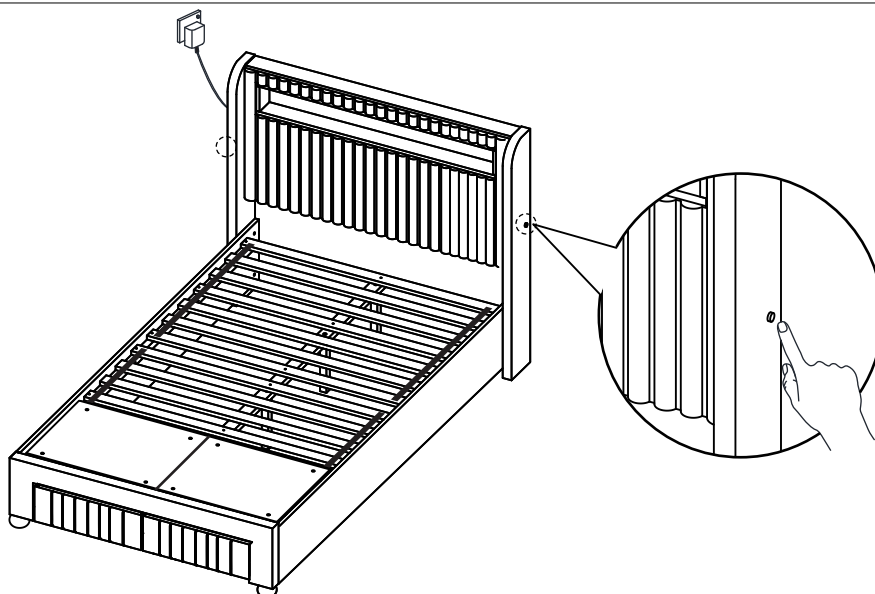


## ASSEMBLY INSTRUCTIONS

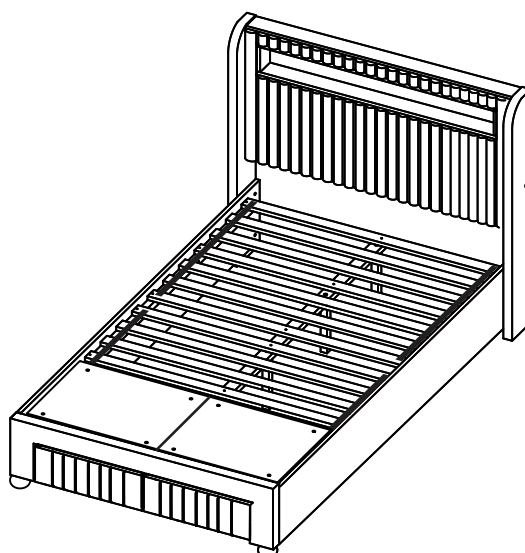
### STEP 16



### STEP 17

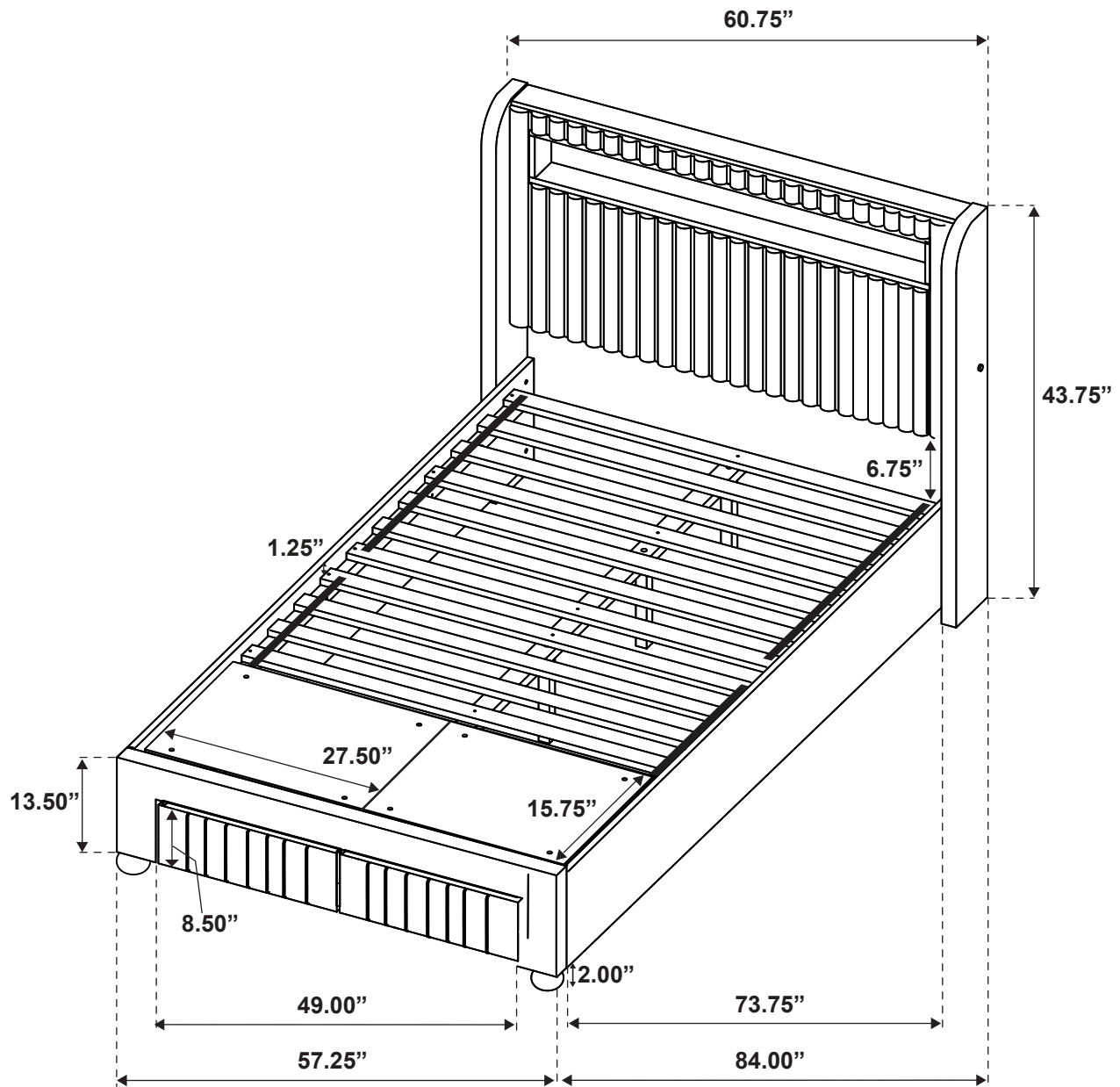


### STEP 18 **COMPLETE**





**Inner Size of Drawer : 22.00"W x 14.50"D x 5.25"H x 0.50"T**



COASTERFURNITURE.COM