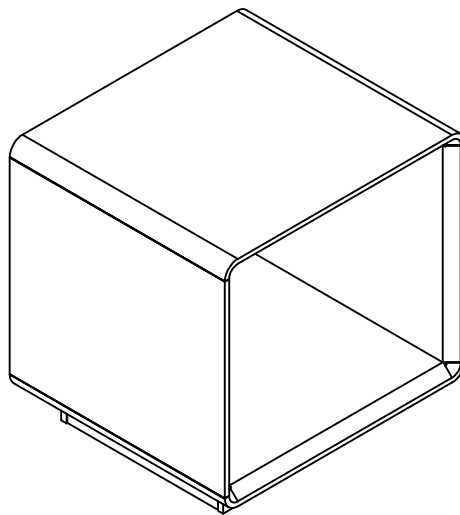


# ***ASSEMBLY INSTRUCTIONS*** ***COASTER FINE FURNITURE***



***Fine Furniture for every stage of life***

**710767**  
***End Table***

ITEM: **710767**



## ASSEMBLY INSTRUCTIONS

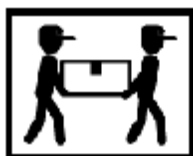
### ASSEMBLY TIPS:

1. Remove hardware from box and sort by size.
2. Please check to see that all hardware and parts are present prior to start of assembly.
3. Please follow attached instructions in the same sequence as numbered to assure fast & easy assembly.



Warning !!

1. Don't attempt to repair or modify parts that are broken or defective. Please contact the store immediately.
2. This product is for home use only and not intended for commercial establishment.

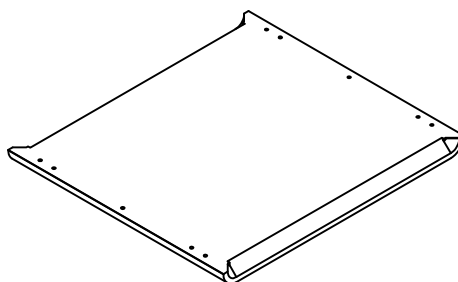


ASSEMBLY TIME

**30 MINUTES**

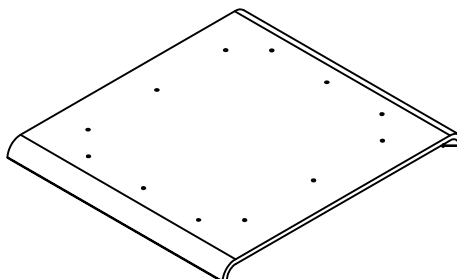
## PARTS IDENTIFICATION

**A TOP PANEL**



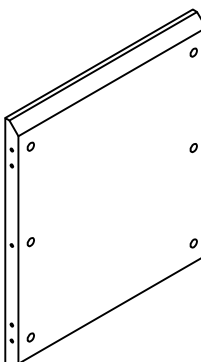
1 PC

**B BOTTOM PANEL**



1 PC

**C SIDE PANEL**



2 PCS

### NOTE:

Phillips head screw driver is required in the assembly process; however, manufacturer does not provide this item.

ITEM:710767



## ASSEMBLY INSTRUCTIONS


### ASSEMBLY TIPS:

- 1.Remove hardware from box and sort by size.
- 2.Please check to see that all hardware and parts are present prior to start of assembly.
- 3.Please follow attached instructions in the same sequence as numbered to assure fast & easy assembly.



Warning !!

1. Don't attempt to repair or modify parts that are broken or defective. Please contact the store immediately.
2. This product is for home use only and not intended for commercial establishment.

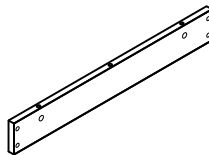


ASSEMBLY TIME

30 MINUTES

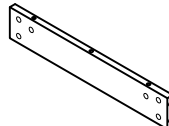
## PARTS IDENTIFICATION

D FRONT AND BACK BOTTOM CROSSBAR



2 PCS

E SIDE BOTTOM CROSSBAR







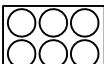


2 PCS

### NOTE:

Phillips head screw driver is required in the assembly process; however, manufacturer does not provide this item.

## HARDWARE IDENTIFICATION

1	LARGE CAMBOLT (Ø7 x29mm)		12pcs
2	LARGE CAMBOLT (Ø15x12mm)		12pcs
3	WOOD DOWEL ( Ø8 x 40mm)		8pcs
4	SMALL CAMBOLT (Ø6 x20mm)		16pcs
5	SMALL CAMBOLT (Ø12x10mm)		16pcs
6	WOOD DOWEL (Ø6 x 30mm)		4pcs
7	STICKER (Ø22mm)		12pcs

**NOTE:**

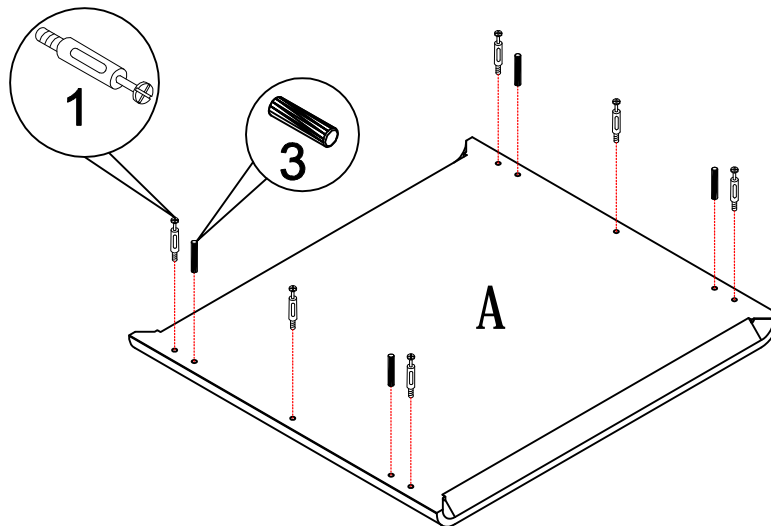
Phillips head screw driver is required in the assembly process; however, manufacturer does not provide this item.

ITEM: **710767**

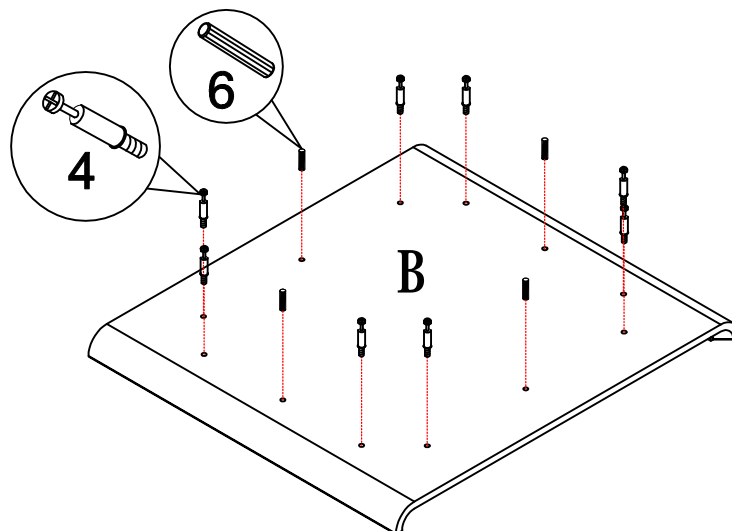


## ASSEMBLY INSTRUCTIONS

### STEP 1



### STEP 2

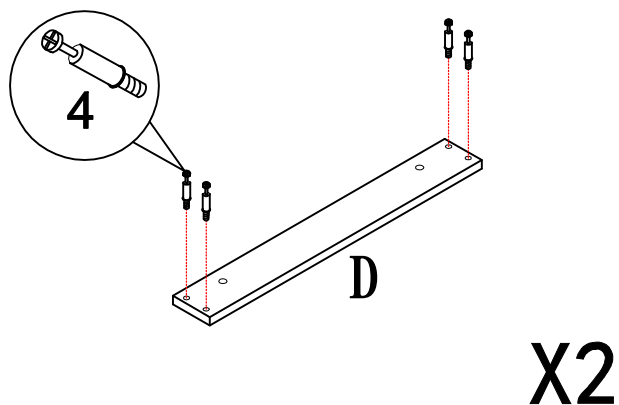


ITEM: **710767**

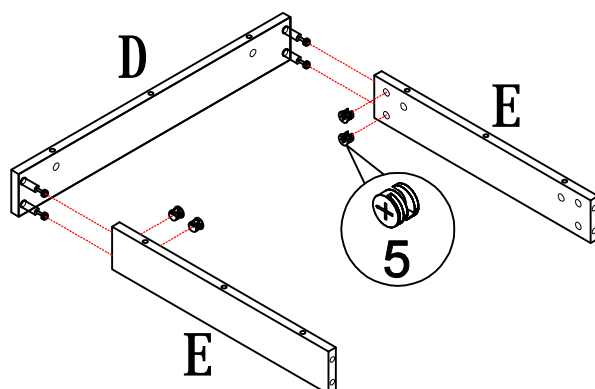


## ASSEMBLY INSTRUCTIONS

### STEP 3



### STEP 4

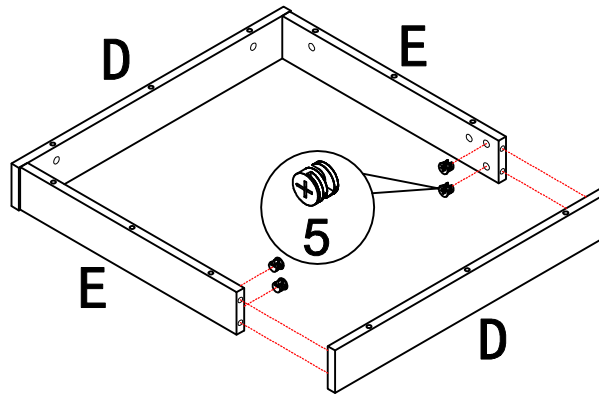


ITEM: **710767**

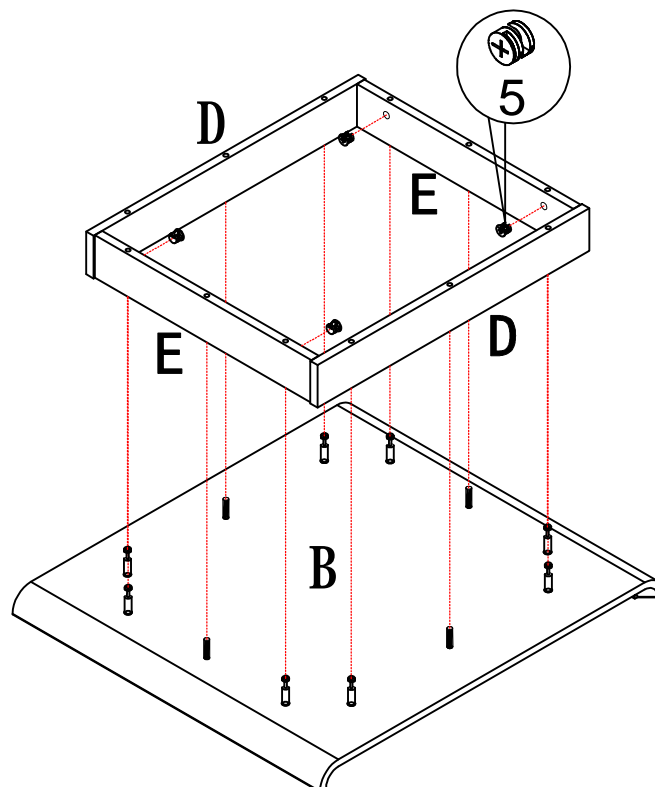


## ASSEMBLY INSTRUCTIONS

### STEP 5



### STEP 6

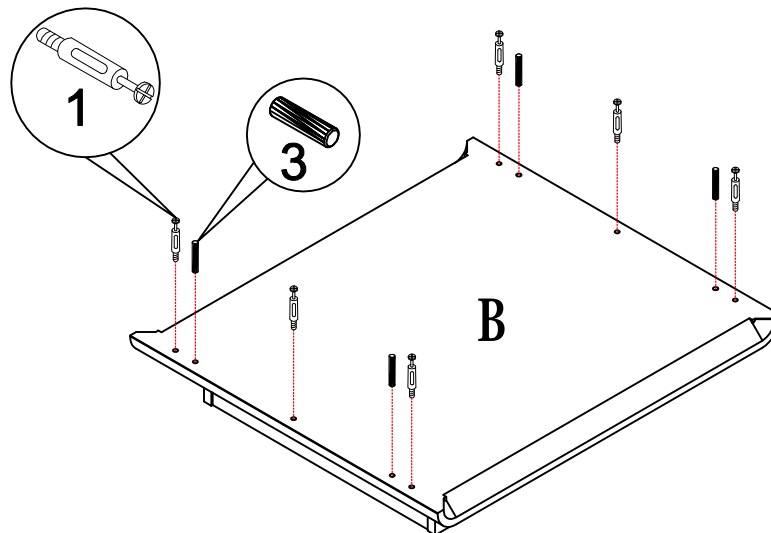


ITEM: **710767**

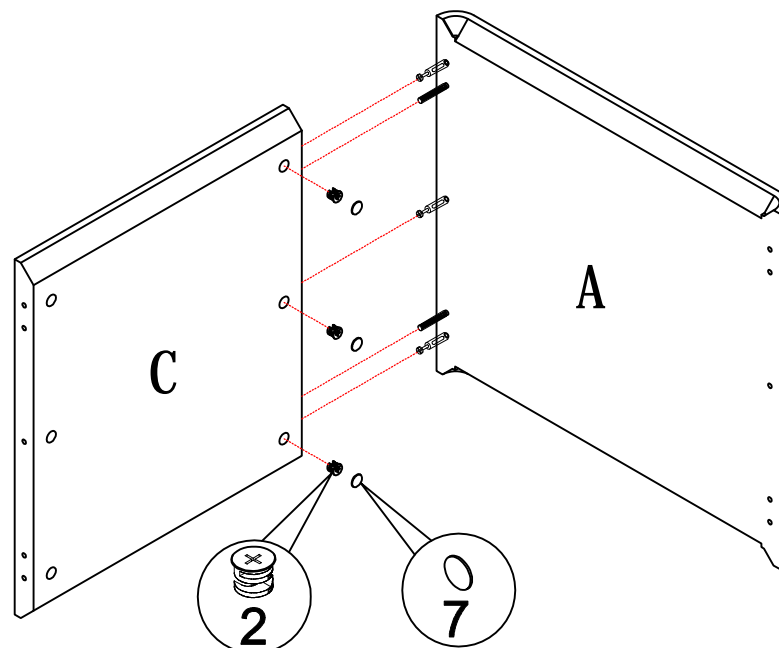


## ASSEMBLY INSTRUCTIONS

### STEP 7



### STEP 8

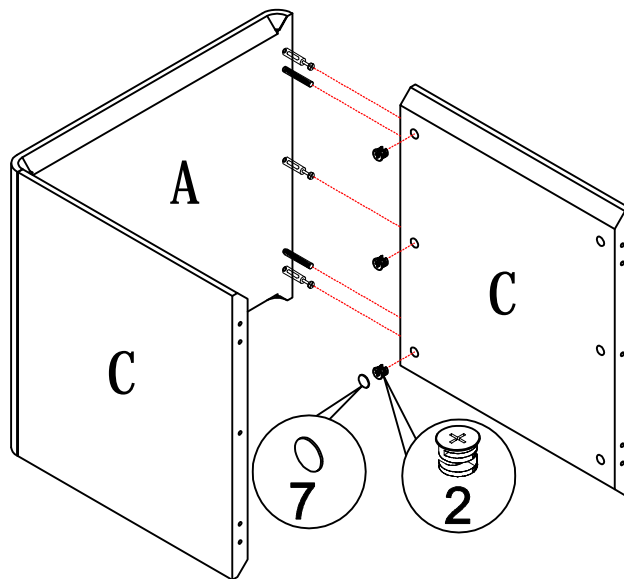




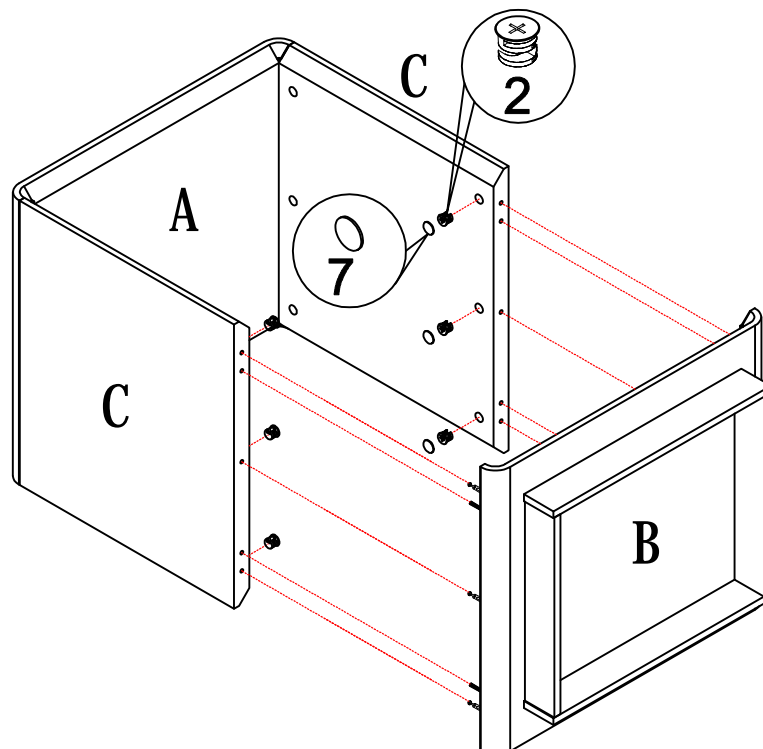
ITEM: **710767**



**ASSEMBLY INSTRUCTIONS**  
**STEP 9**



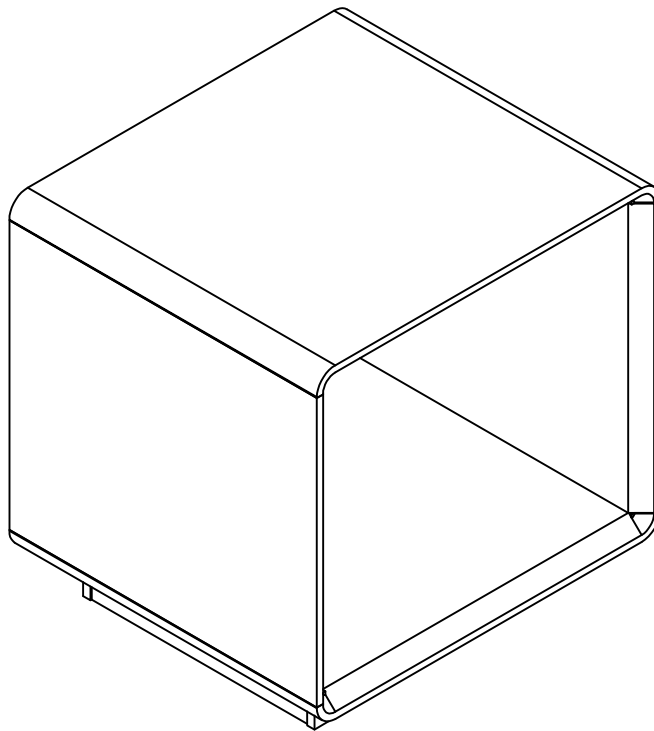
**STEP 10**



ITEM: **710767**



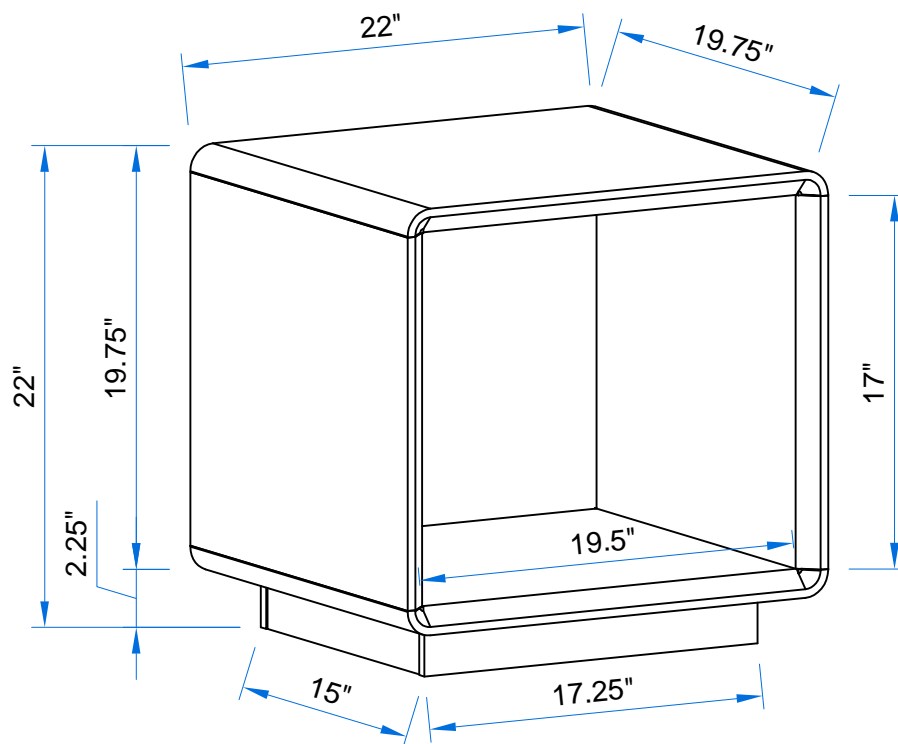
**ASSEMBLY INSTRUCTIONS**  
**STEP 11**



ITEM: **710767**



## DIMENSION



Note: Dimension tolerance  $\pm 5\%$