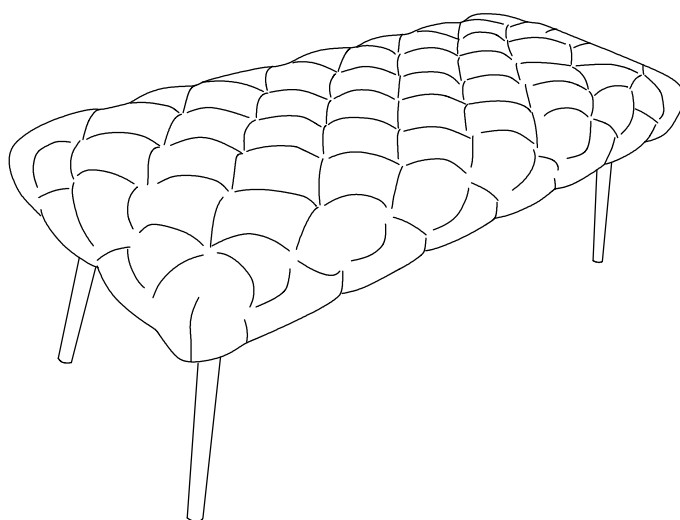




## **ASSEMBLY INSTRUCTIONS COASTER FINE FURNITURE**



*Fine Furniture for every stage of life*

**910334**  
**Bench**

REVISION 0 : 12/16/2024

PAGE 1 OF 3

COASTERFURNITURE.COM

ITEM: 910334



## ASSEMBLY INSTRUCTIONS

### ASSEMBLY TIPS:

1. Remove hardware from box and sort by size.
2. Please check to see that all hardware and parts are present prior to start of assembly.
3. Please follow attached instructions in the same sequence as numbered to assure fast & easy assembly.



### WARNING!

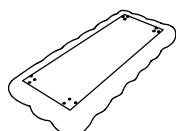
1. Don't attempt to repair or modify parts that are broken or defective. Please contact the store immediately.
2. This product is for home use only and not intended for commercial establishments.

ASSEMBLY TIME

10 MINUTES

### PARTS IDENTIFICATION

A SEAT



1PC

B LEG

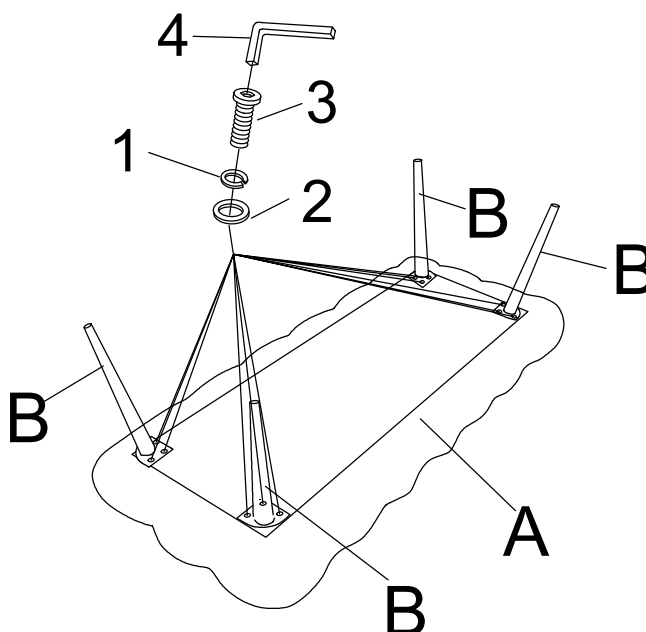


4PC

### Z HARDWARE IDENTIFICATION

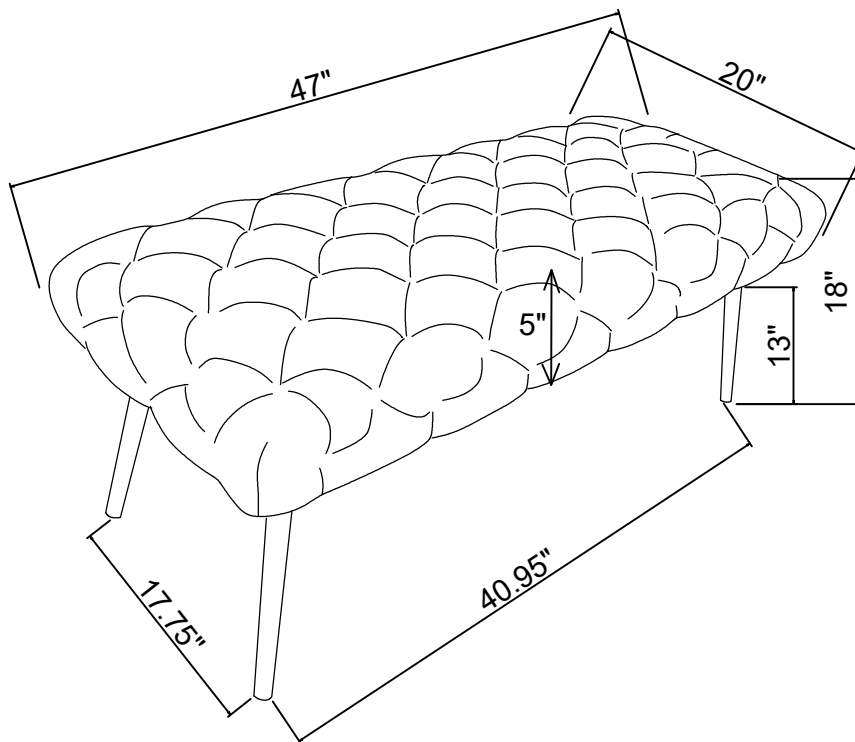
NO	DESCRIPTION	FIGURE	Q' TY
1	LOCK WASHER 1/4"		12PCS
2	FLAT WASHER 1/4"*19mm		12PCS
3	BOLT 1/4X1-1/2"		12PCS
4	ALLEN KEY 4mm		1PC

### STEP: 1



ITEM: 910334

## ASSEMBLY INSTRUCTIONS



Note: Dimension tolerance  $\pm 5\%$