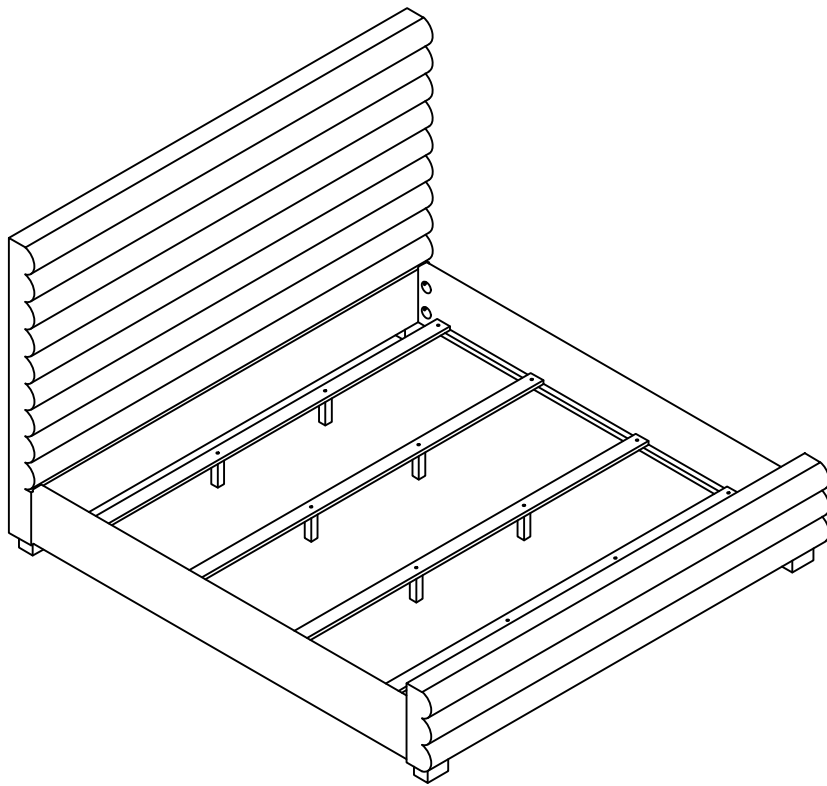




## ASSEMBLY INSTRUCTIONS COASTER FINE FURNITURE



*Fine Furniture for every stage of life*

# 300719KW(B1&B2) California King Bed

REVISION: 12/30/2024

# ITEM: 300719KW(B1&B2)



## ASSEMBLY INSTRUCTIONS

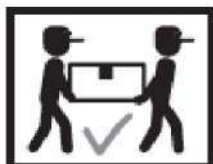
### ASSEMBLY TIPS:

1. Remove hardware from box and sort by size.
2. Please check to see that all hardware and parts are present prior to start of assembly.
3. Please follow attached instructions in the same sequence as numbered to assure fast & easy assembly.



### WARNING!

1. Don't attempt to repair or modify parts that are broken or defective. Please contact the store immediately.
2. This product is for home use only and not intended for commercial establishments.



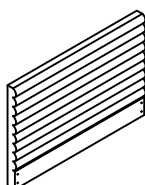
ASSEMBLY TIME

15 MINUTES

## PARTS IDENTIFICATION

### B1 (BOX 1)

A HEADBOARD PANEL



1PC

F LEG



2PCS

### B2 (BOX 2)

B BED SLAT



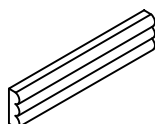
4PCS

E BED SLAT SUPPORT  
WITH LEVELER



8PCS

C FOOTBOARD PANEL



1PC

F LEG



2PCS

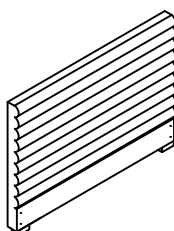
D BED RAIL



2PCS

HB

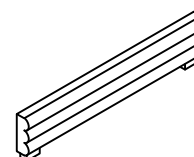
300719KW(B1)  
FROM BOX 1  
HEADBOARD  
COMPLETE



1PC

FB

300719KW(B2)  
FROM BOX 2  
FOOTBOARD  
COMPLETE



1PC

# ITEM: 300719KW(B1&B2)



## ASSEMBLY INSTRUCTIONS

### ASSEMBLY TIPS:

1. Remove hardware from box and sort by size.
2. Please check to see that all hardware and parts are present prior to start of assembly.
3. Please follow attached instructions in the same sequence as numbered to assure fast & easy assembly.







### WARNING!








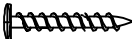

1. Don't attempt to repair or modify parts that are broken or defective. Please contact the store immediately.
2. This product is for home use only and not intended for commercial establishments.

## HARDWARE IDENTIFICATION

### Z-B1(BOX 1) - HARDWARE PACK IS LOCATED IN 300719KW(B1)

1	<b>BOLT</b> (Ø 5/16" x 60mm - BLK)		4PCS	3	<b>LOCK WASHER</b> (Ø 5/16" - BLK)		4PCS
2	<b>FLAT WASHER</b> (Ø 5/16" - BLK)		4PCS	4	<b>ALLEN WRENCH</b> (M5 x 75mm x 32mm)		1PC

### Z-B2(BOX 2) - HARDWARE PACK IS LOCATED IN 300719KW(B2)

5	<b>BOLT</b> (Ø 5/16" x 60mm - BLK)		4PCS	10	<b>HEX NUT</b> (Ø 5/16" - BLK)		8PCS
6	<b>THREADED BOLT</b> (Ø 5/16" x 90mm - BLK)		8PCS	11	<b>ALLEN WRENCH</b> (M5 x 75mm x 32mm)		1PC
7	<b>FLAT WASHER</b> (Ø 5/16"-BLK)		4PCS	12	<b>WRENCH</b> (14mm - BLK)		1PC
8	<b>LOCK WASHER</b> (Ø 5/16" - BLK)		4PCS	13	<b>FLAT HEAD SCREW</b> (M4 x 30mm - BLK)		8PCS
9	<b>CURVED WASHER</b> (Ø 5/16" - BLK)		8PCS				

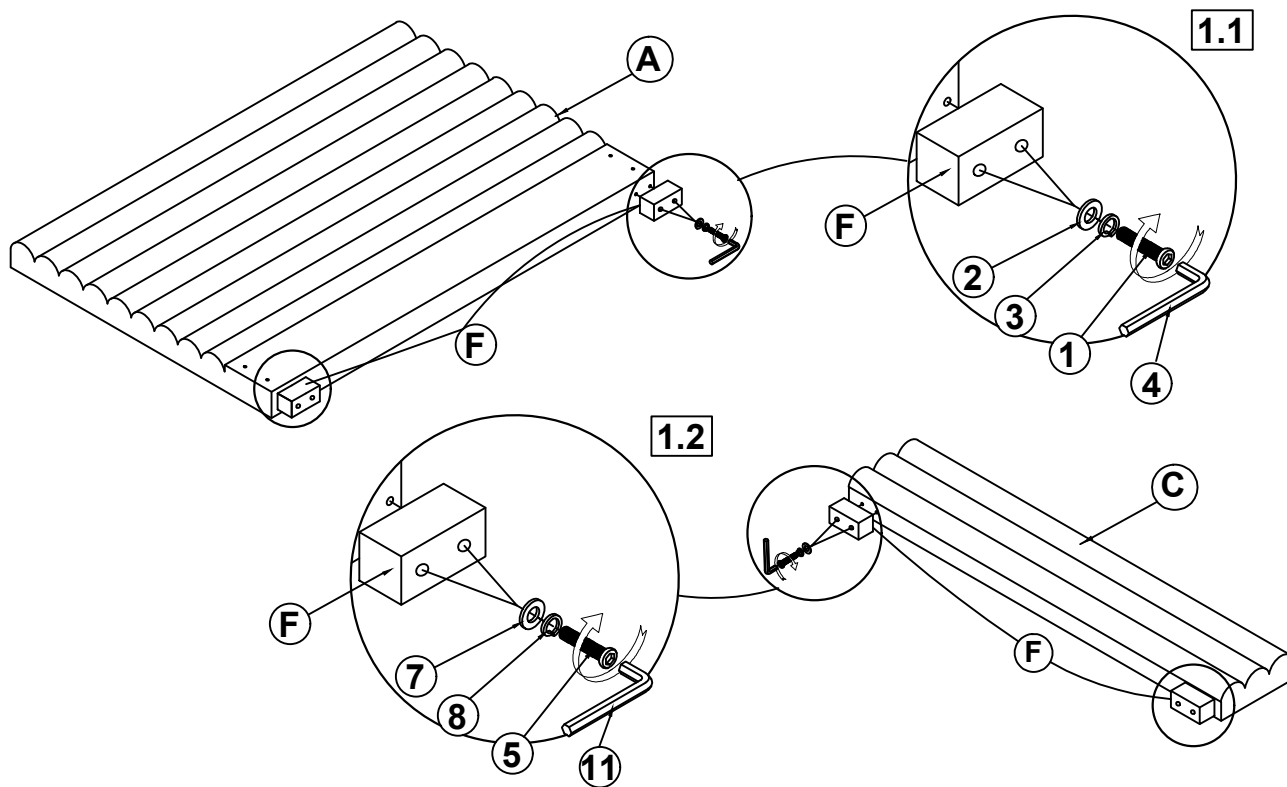
### NOTE:

Phillips head screw driver is required in the assembly process; however, manufacturer does not provide this item.

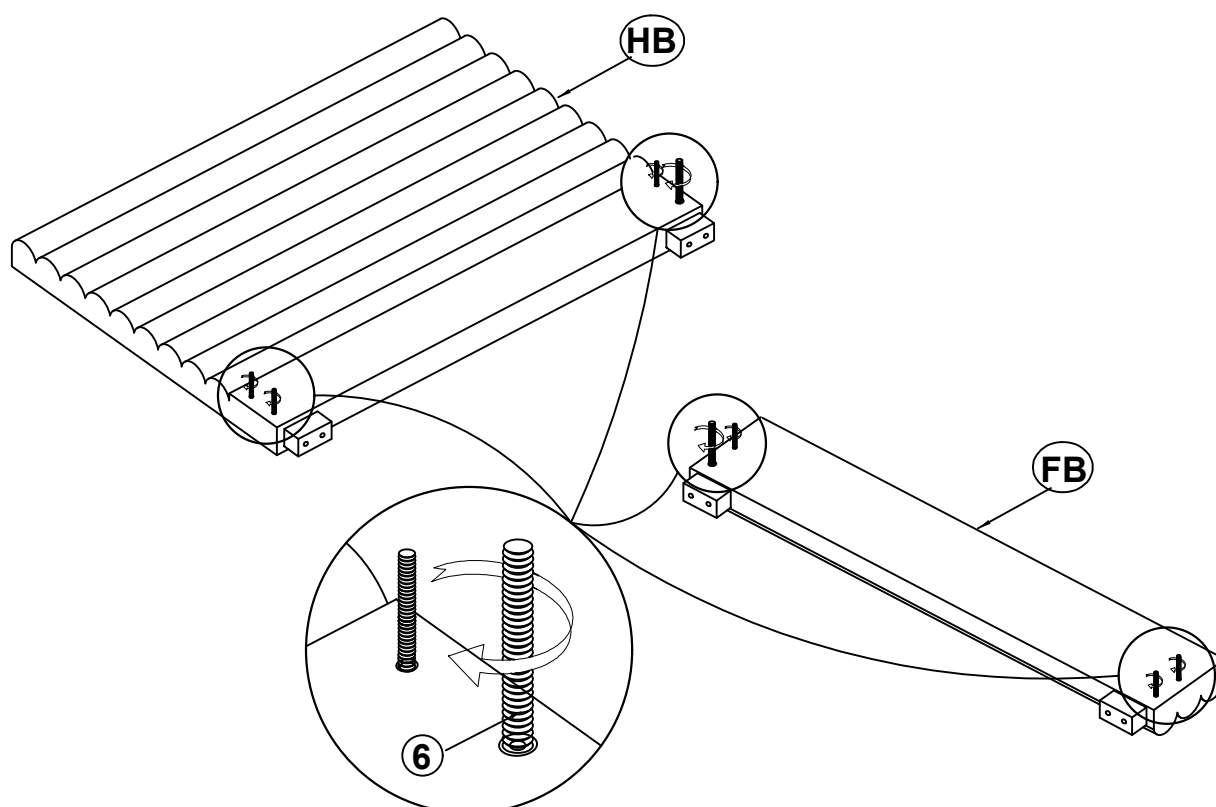
ITEM:300719KW(B1&B2)

## ASSEMBLY INSTRUCTIONS

## STEP 1



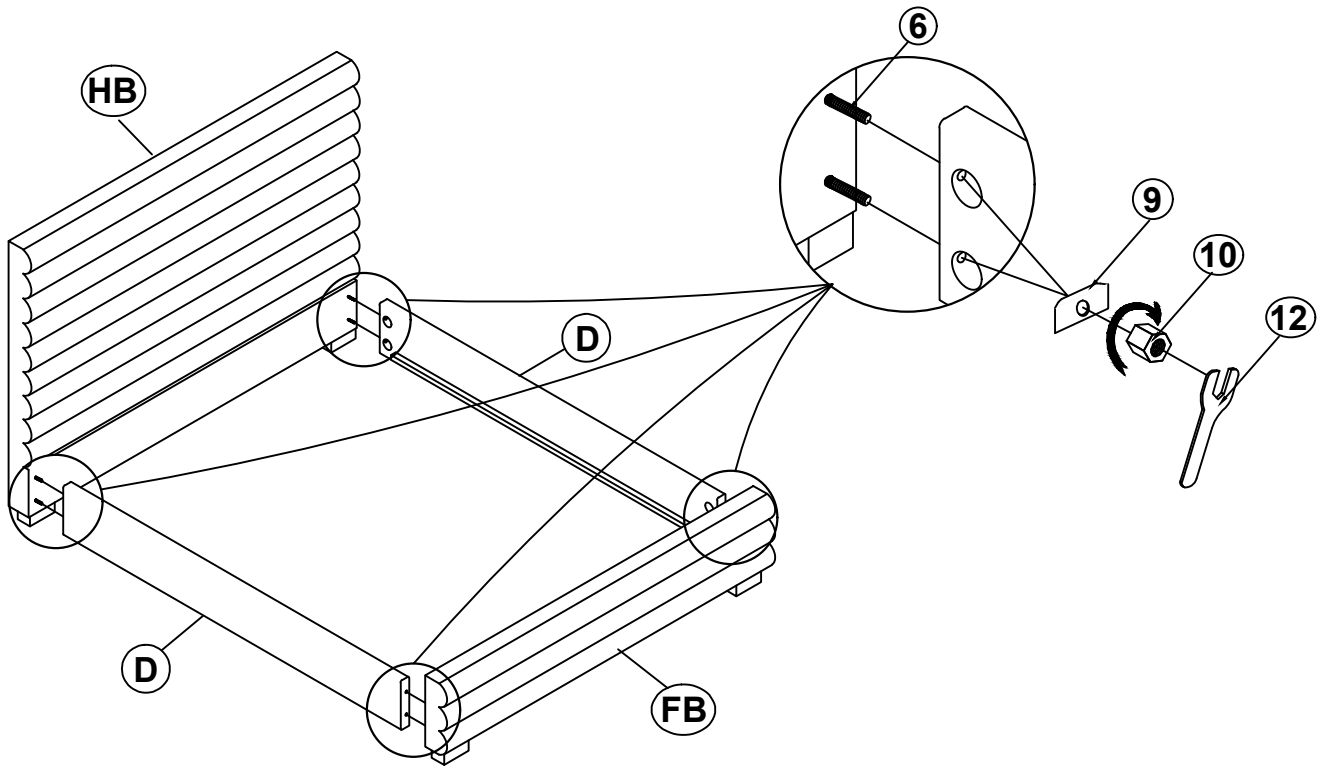
## STEP 2



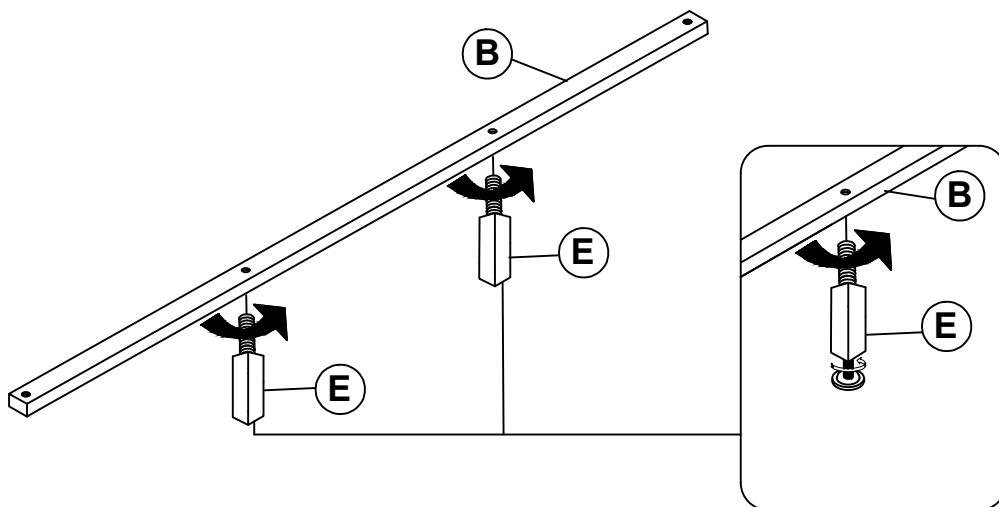
# ITEM: 300719KW(B1&B2)

## ASSEMBLY INSTRUCTIONS

### STEP 3



### STEP 4

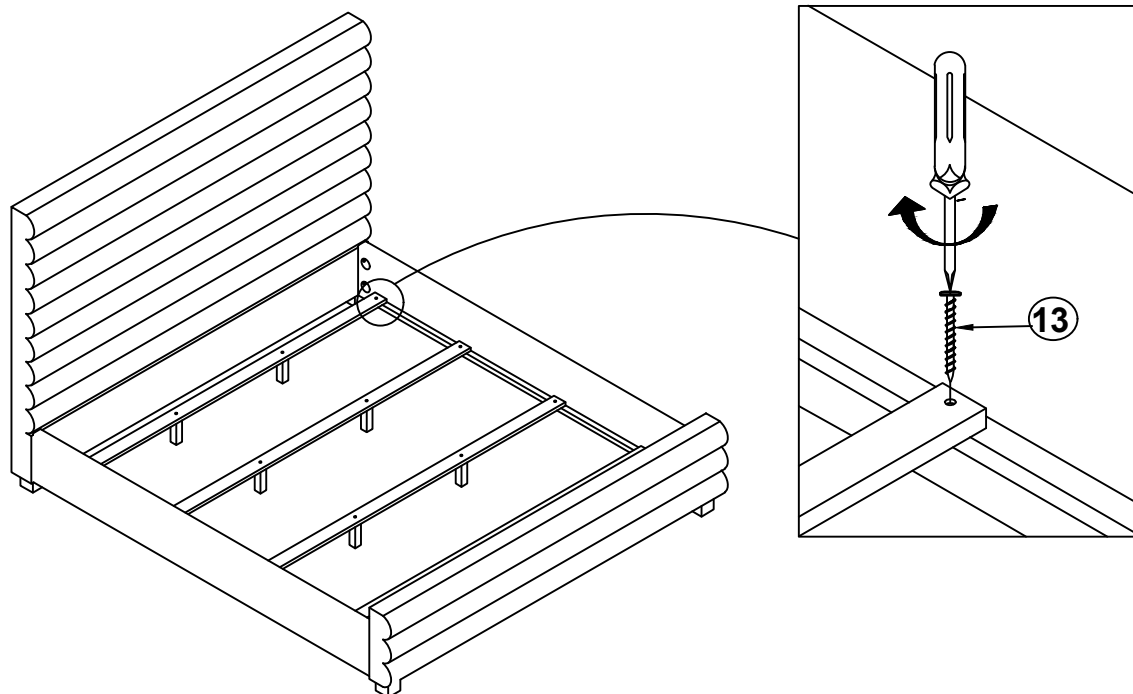


ITEM: **300719KW(B1&B2)**


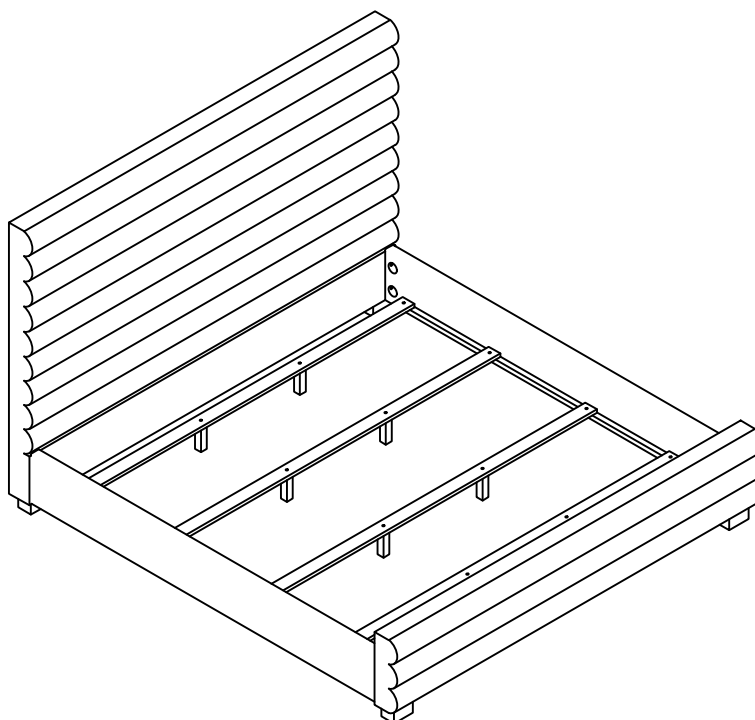


## ASSEMBLY INSTRUCTIONS

### STEP 5



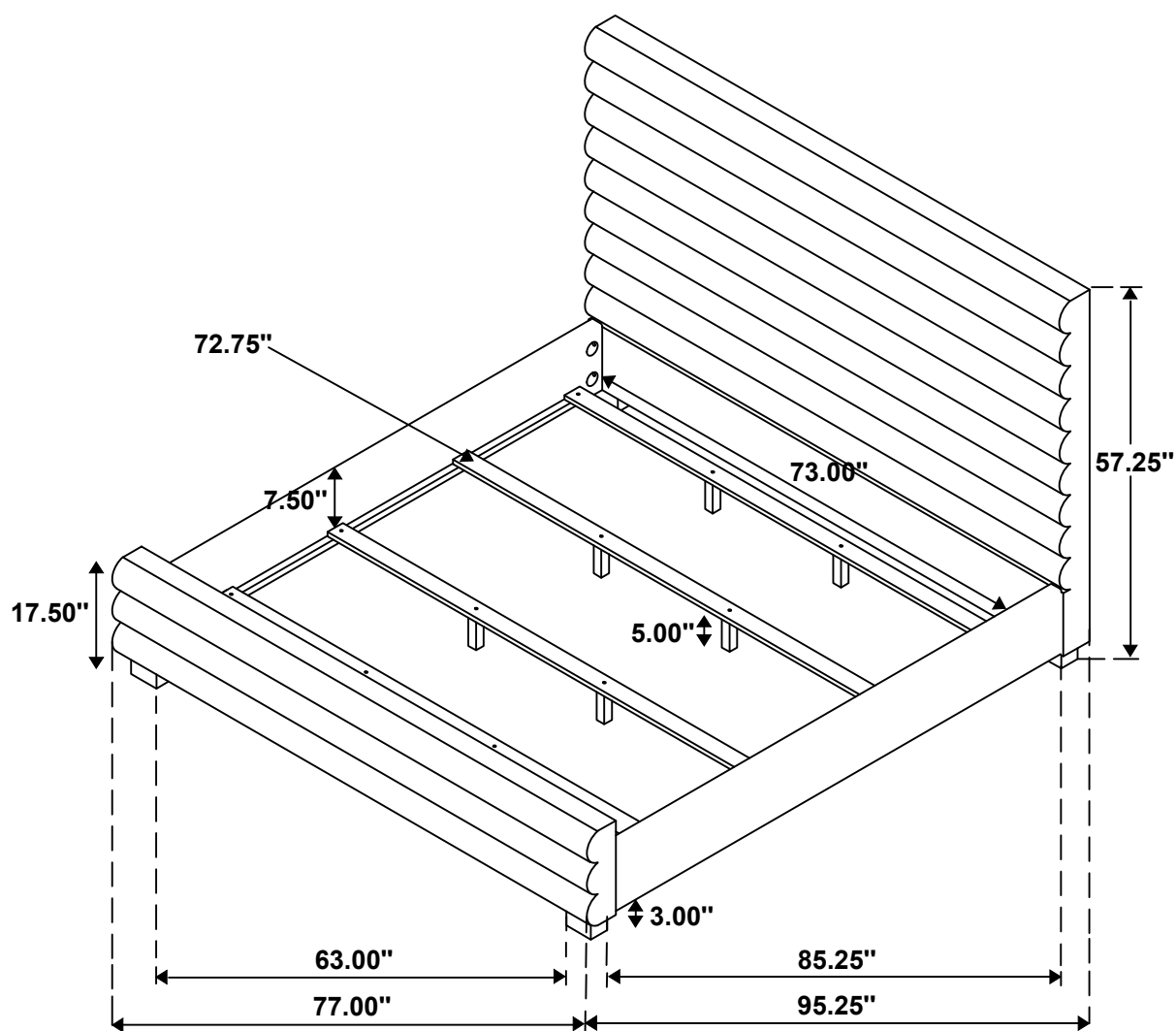
### STEP 6 COMPLETE



ITEM: **300719KW(B1&B2)**



Inner Size: 73.00"W X 85.00"D



NOTE: Dimension tolerance  $\pm 5\%$