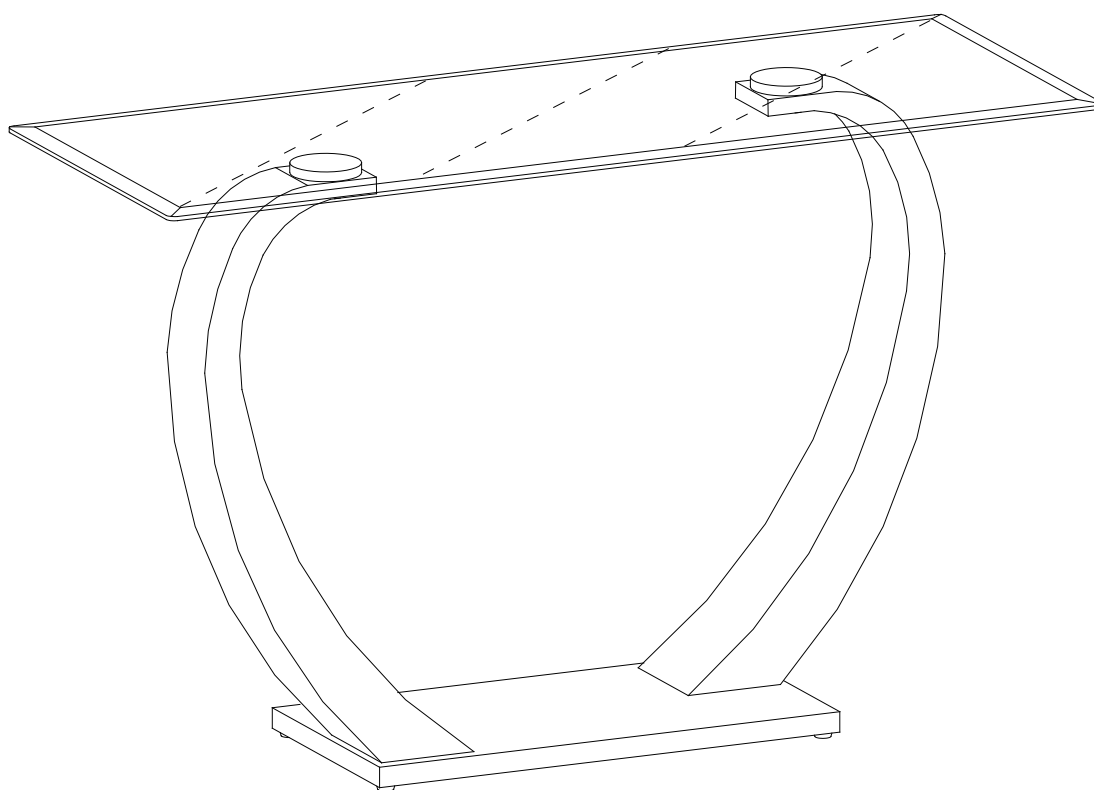


## ASSEMBLY INSTRUCTIONS COASTER FINE FURNITURE



Fine Furniture for every stage of life

701239 (B1-B2)  
Sofa Table

REVISION 0 : 05/06/2019  
REVISION 1 : 07/15/2022  
REVISION 2 : 02/17/2025

# ITEM: 701239 (B1-B2)



## ASSEMBLY INSTRUCTIONS

### ASSEMBLY TIPS:

1. Remove hardware from box and sort by size.
2. Please check to see that all hardware and parts are present prior to start of assembly.
3. Please follow attached instructions in the same sequence as numbered to assure fast & easy assembly.



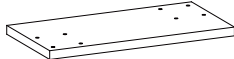
### WARNING!

1. Don't attempt to repair or modify parts that are broken or defective. Please contact the store immediately.
2. This product is for home use only and not intended for commercial establishments.

## PARTS IDENTIFICATION:


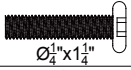


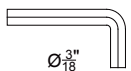

B2 : A GLASS  1 PC

ASSEMBLY TIME PER UNIT: 12 MINUTES

B1 : B WOOD  1 PC

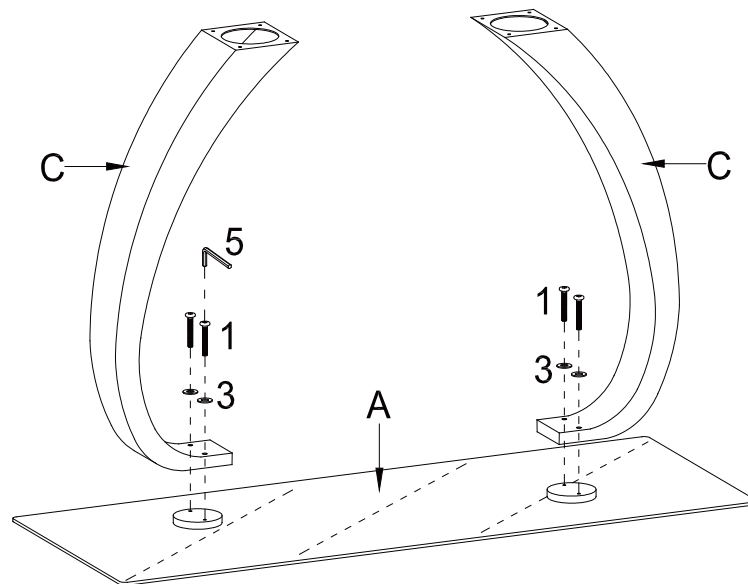
C LEG  2 PCS

## Z HARDWARE PACKAGE:


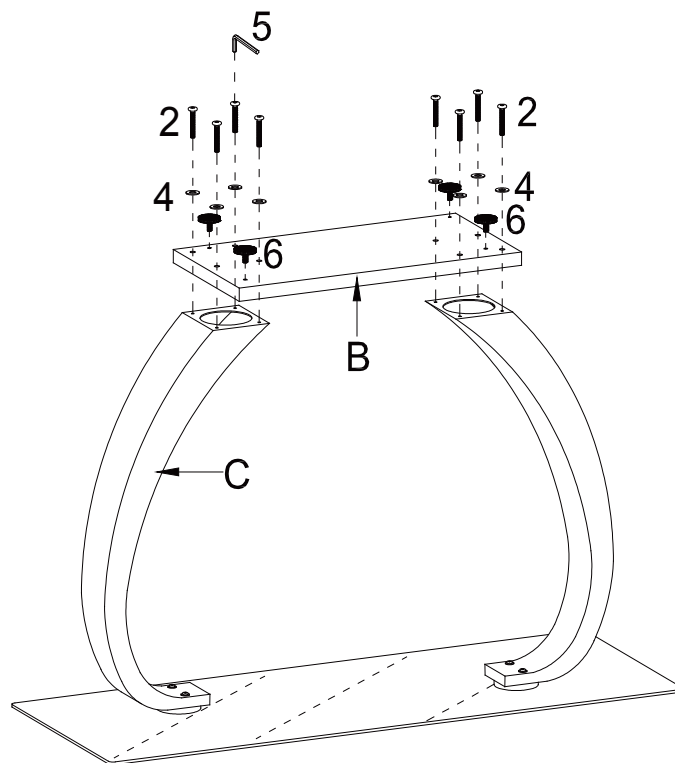
NO	DESCRIPTION	FIGURE	Q'TY
1	CHROMED SCREW		4 PCS
2	SCREW		8 PCS
3	CHROMED FLAT WASHER		4 PCS
4	FLAT WASHER		8 PCS
5	ALLEN WRENCH		1 PC
6	ADJUSTER		4 PC

Hardware pack is located in 701239B1

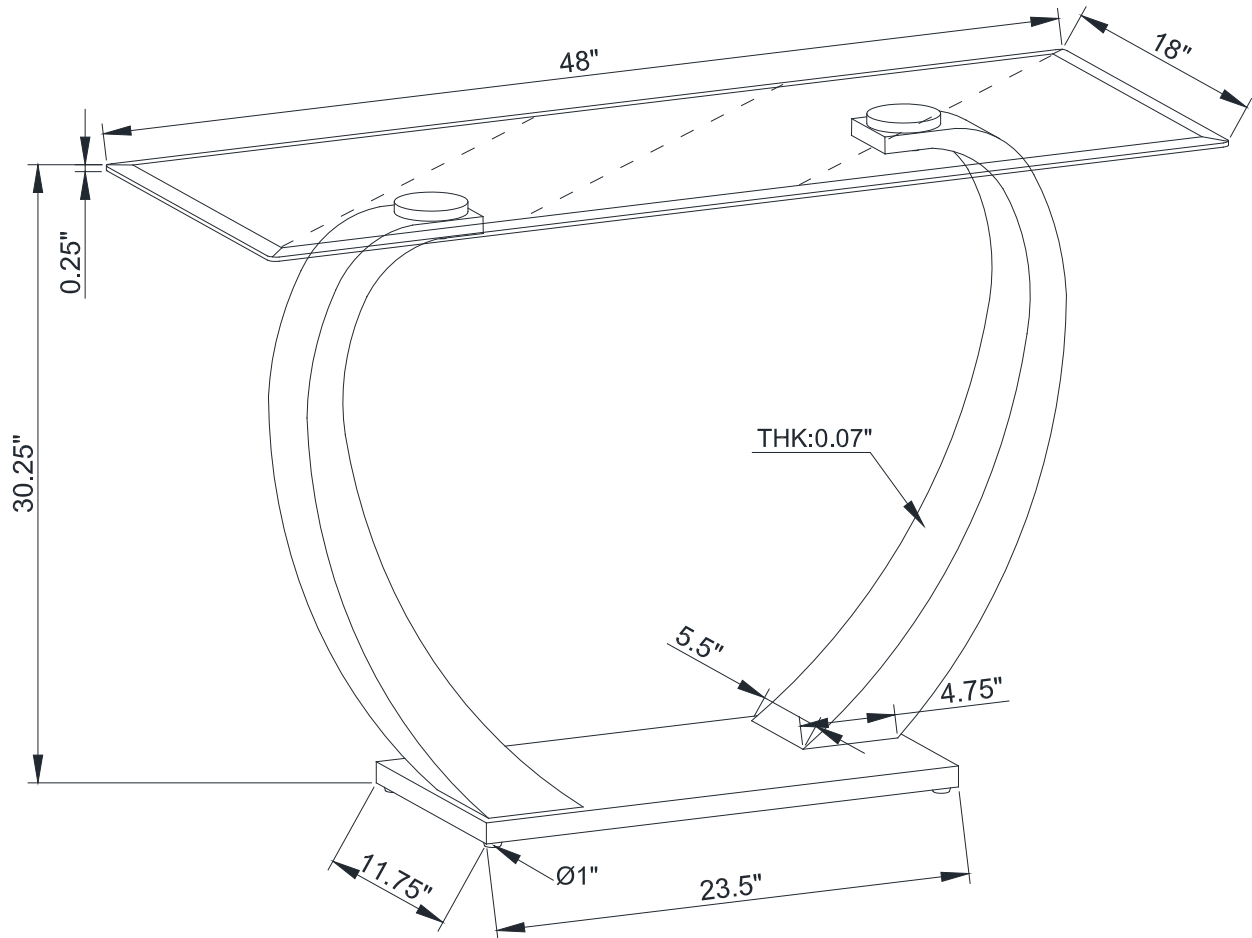
ITEM: **701239 (B1-B2)**  
ASSEMBLY INSTRUCTIONS  
STEP 1



STEP 2



ITEM: **701239 (B1-B2)**



**Note :** Dimension tolerance  $\pm 5\%$