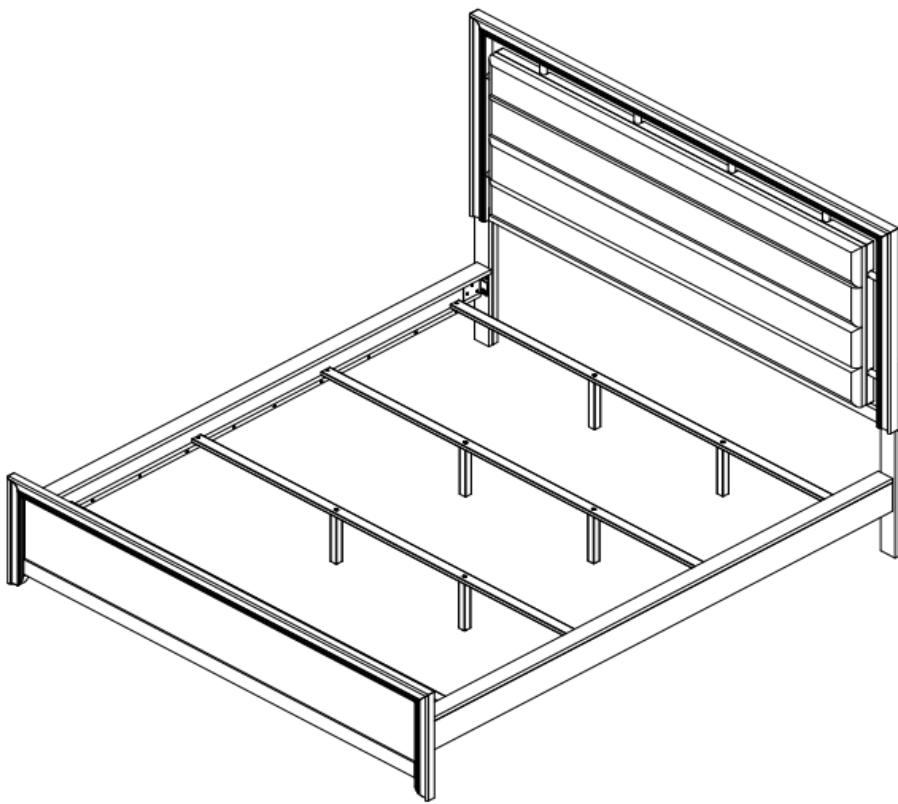


ASSEMBLY INSTRUCTIONS COASTER FINE FURNITURE



Fine Furniture for every stage of life

224391KW(B1-B3)
California King Bed

ITEM: 224391KW(B1-B3)



ASSEMBLY INSTRUCTIONS

ASSEMBLY TIPS:

1. Remove hardware from box and sort by size.
2. Please check to see that all hardware and parts are present prior to start of assembly.
3. Please follow attached instructions in the same sequence as numbered to assure fast & easy assembly.



WARNING!

1. Don't attempt to repair or modify parts that are broken or defective. Please contact the store immediately.
2. This product is for home use only and not intended for commercial establishments.



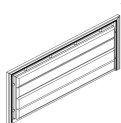
ASSEMBLY TIME

20 MINUTES

PARTS IDENTIFICATION

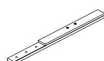
B1 (BOX 1)

A HEADBOARD
PANEL



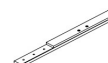
1PC

B LEFT HEADBOARD
LEG



1PC

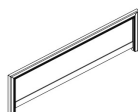
C RIGHT
HEADBOARD LEG



1PC

B2 (BOX 2)

D FOOTBOARD



1PC

E BED SLAT



4PCS

F BED SLAT
SUPPORT WITH
LEVELER



8PCS

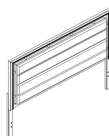
B3 (BOX 3)

G BED RAIL



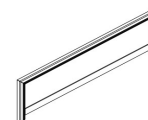
2PCS

HB 224391KW (B1)
*FROM BOX 1
HEADBOARD
COMPLETE



1PC

D 224391KW (B2)
*FROM BOX 2
FOOTBOARD



1PC

NOTE:

Phillips head screw driver is required in the assembly process; however, manufacturer does not provide this item.

ITEM: 224391KW(B1-B3)



ASSEMBLY INSTRUCTIONS

ASSEMBLY TIPS:

1. Remove hardware from box and sort by size.
2. Please check to see that all hardware and parts are present prior to start of assembly.
3. Please follow attached instructions in the same sequence as numbered to assure fast & easy assembly.







WARNING!





1. Don't attempt to repair or modify parts that are broken or defective. Please contact the store immediately.
2. This product is for home use only and not intended for commercial establishment

HARDWARE IDENTIFICATION

Z-B1 (BOX 1) - HARDWARE PACK IS LOCATED IN 224391KW (B1)

1	LONG BOLT (M6 x 35mm - BLK)		8PCS
2	LOCK WASHER (M8 - BLK)		8PCS
3	BIG FLAT WASHER (M8 x 18mm - BLK)		8PCS
4	SMALL ALLEN WRENCH (M4 x 65mm - BLK)		1PC

Z-B2 (BOX 2) - HARDWARE PACK IS LOCATED IN 224391KW(B2)

5	SHORT BOLT (M8 x 20mm - RBW)		8PCS
6	BIG FLAT WASHER (M8 x 18mm - RBW)		8PCS
7	BIG ALLEN WRENCH (M5 x 65mm - BLK)		1PC
8	PAN HEAD SCREW (M4 x 32mm - BLK)		8PCS

NOTE:

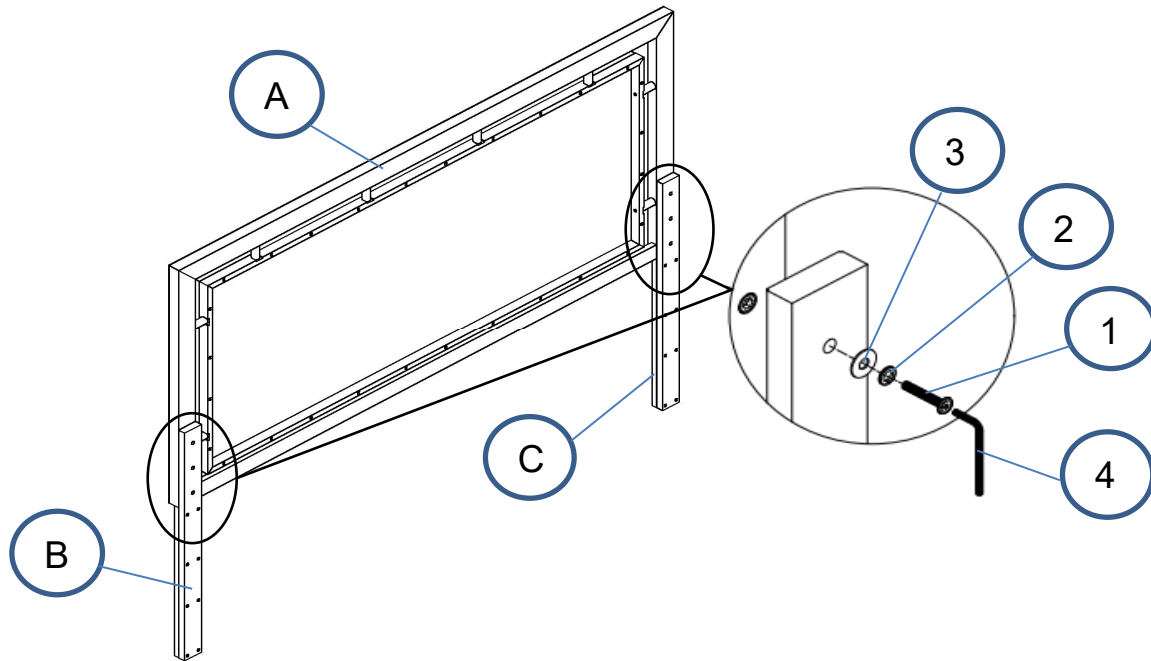
Phillips head screw driver is required in the assembly process; however, manufacturer does not provide this item.

ITEM: **224391KW(B1-B3)**



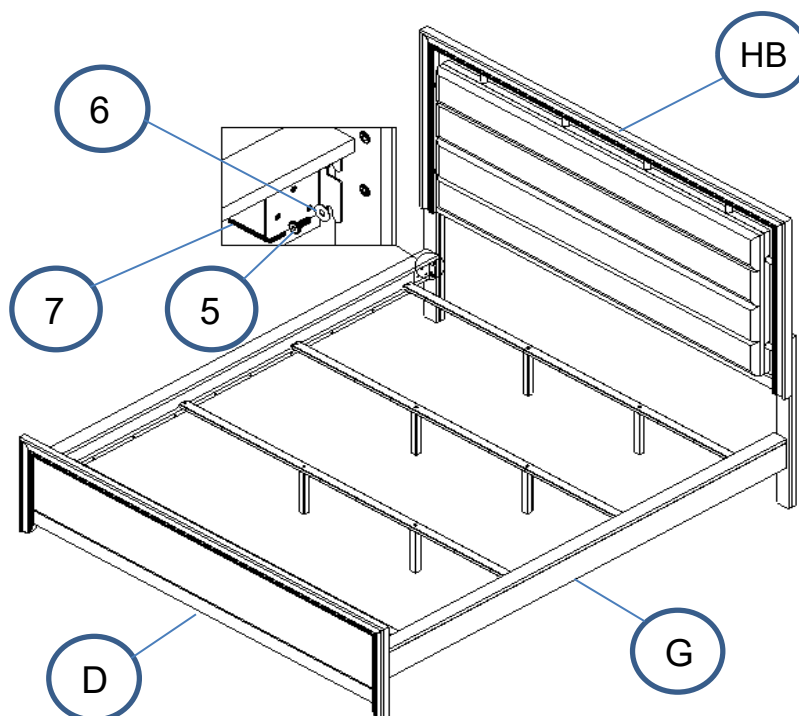
ASSEMBLY INSTRUCTIONS

STEP 1



*** BACK VIEW**

STEP 2

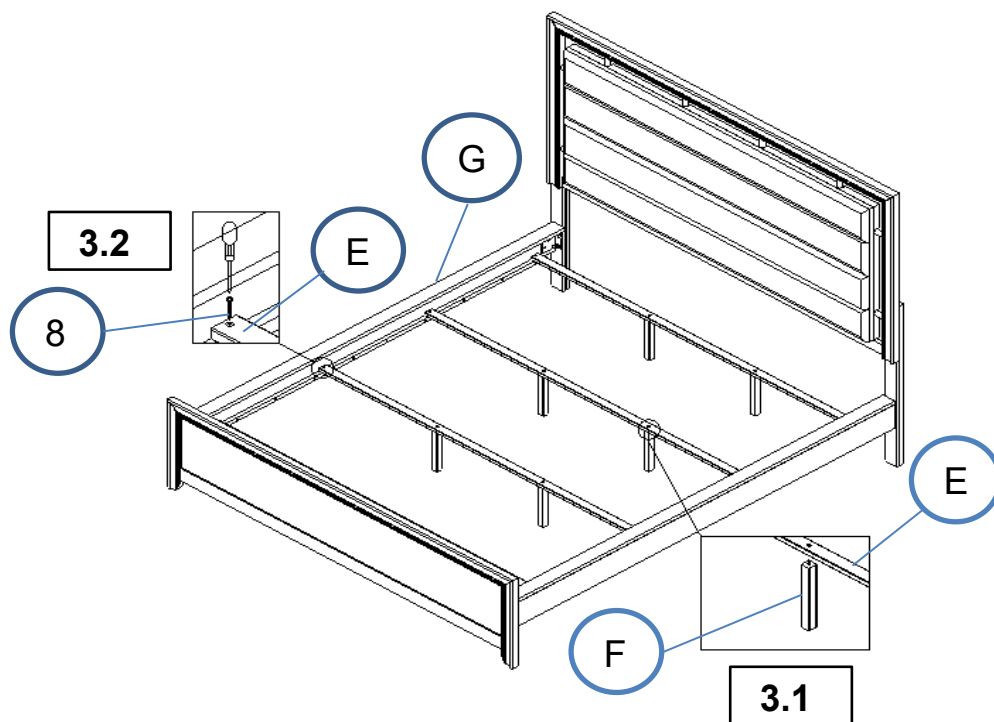


ITEM: **224391KW(B1-B3)**

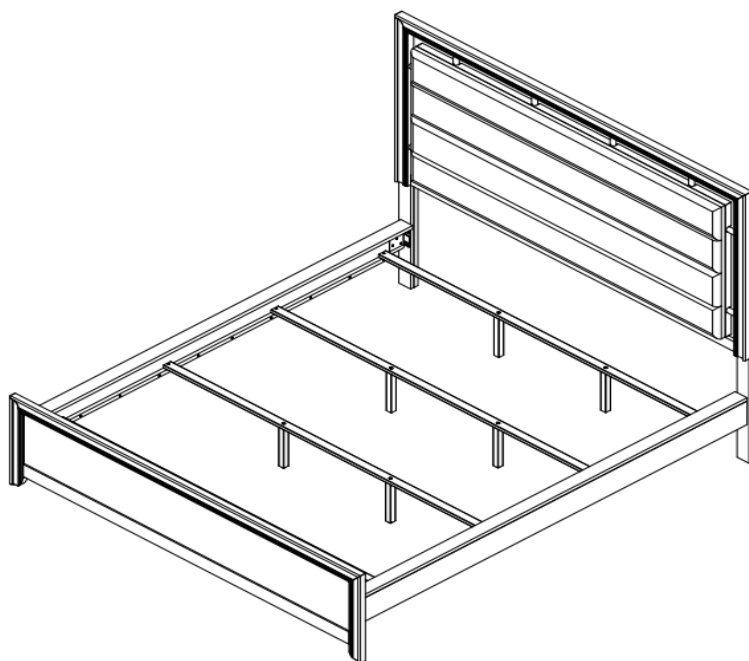


ASSEMBLY INSTRUCTIONS

STEP 3



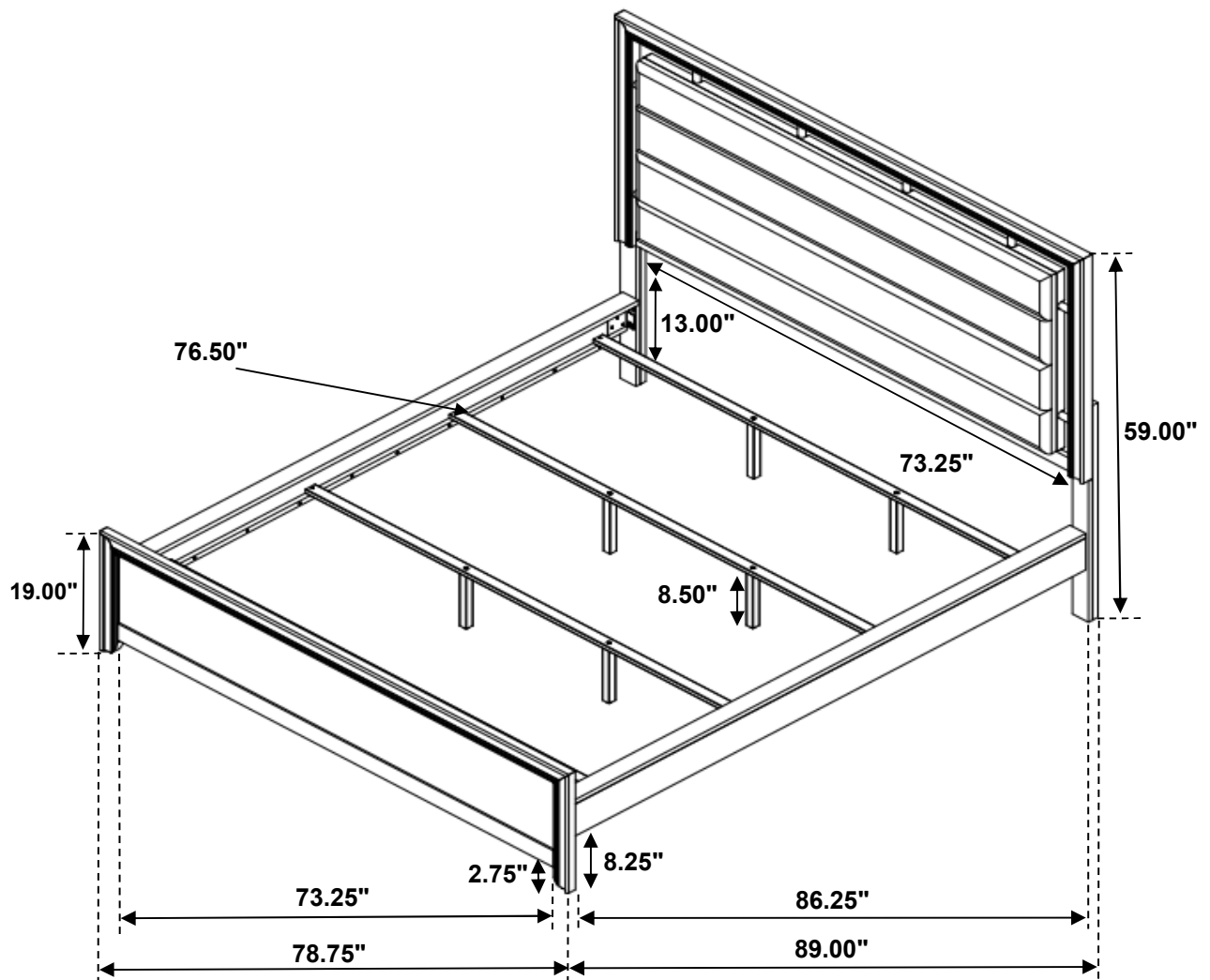
STEP 4 COMPLETE



ITEM: **224391KW(B1-B3)**



Inner Size : 72.75"W x 83.75"D



Note: Dimension tolerance $\pm 5\%$