



ASSEMBLY INSTRUCTIONS COASTER FINE FURNITURE



Fine Furniture for every stage of life

300686(B1-B3)
Daybed

ITEM: 300686(B1-B3)

ASSEMBLY INSTRUCTIONS



ASSEMBLY TIPS:

1. Remove hardware from box and sort by size.
2. Please check to see that all hardware and parts are present prior to start of assembly.
3. Please follow attached instructions in the same sequence as numbered to assure fast & easy assembly.



WARNING!

1. Don't attempt to repair or modify parts that are broken or defective. Please contact the store immediately.
2. This product is for home use only and not intended for commercial establishments.



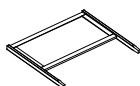
ASSEMBLY TIME

30 MINUTES

PARTS IDENTIFICATION

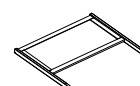
B1 (BOX 1)

A LEFT SIDE FRAME



1PC

B RIGHT SIDE FRAME



1PC

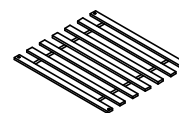
B2 (BOX 2)

C BACK PANEL



1PC

E ROLL SLAT
(7PCS)



2SETS

D BACK RAIL



1PC

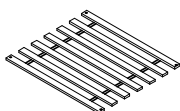
I FRONT RAIL



1PC

B3 (BOX 3)

E ROLL SLAT
(7PCS)




2SETS

H TRUNDLE
BACK PANEL



1PC

F TRUNDLE
FRONT PANEL



1PC

J CASTER
WITH SCREW



4 SETS

G TRUNDLE
SIDE PANEL



2PCS

NOTE:

Phillips head screw driver is required in the assembly process; however, manufacturer does not provide this item.

ITEM: 300686(B1-B3)

ASSEMBLY INSTRUCTIONS



ASSEMBLY TIPS:

1. Remove hardware from box and sort by size.
2. Please check to see that all hardware and parts are present prior to start of assembly.
3. Please follow attached instructions in the same sequence as numbered to assure fast & easy assembly.








WARNING!




1. Don't attempt to repair or modify parts that are broken or defective. Please contact the store immediately.
2. This product is for home use only and not intended for commercial establishments.

HARDWARE IDENTIFICATION

Z-B2 (BOX 2) - HARDWARE PACK IS LOCATED IN 300686 (B2)

1	BOLT (1/4 x 90mm - BLK)		12PCS	4	FLAT HEAD SCREW (4 x 30mm - BLK)		8PCS
2	BARREL NUT (1/4 x 13mm - BLK)		12PCS	5	ALLEN WRENCH (4 x 25 x 60mm - BLK)		1PC
3	WOOD DOWEL (10 x 40mm)		8PCS				

Z-B3 (BOX 3) - HARDWARE PACK IS LOCATED IN 300686 (B3)

6	BOLT (1/4 x 40mm - BLK)		8PCS	8	FLAT HEAD SCREW (4 x 30mm - BLK)		8PCS
7	ALLEN WRENCH (4 x 25 x 60mm - BLK)		1PC				

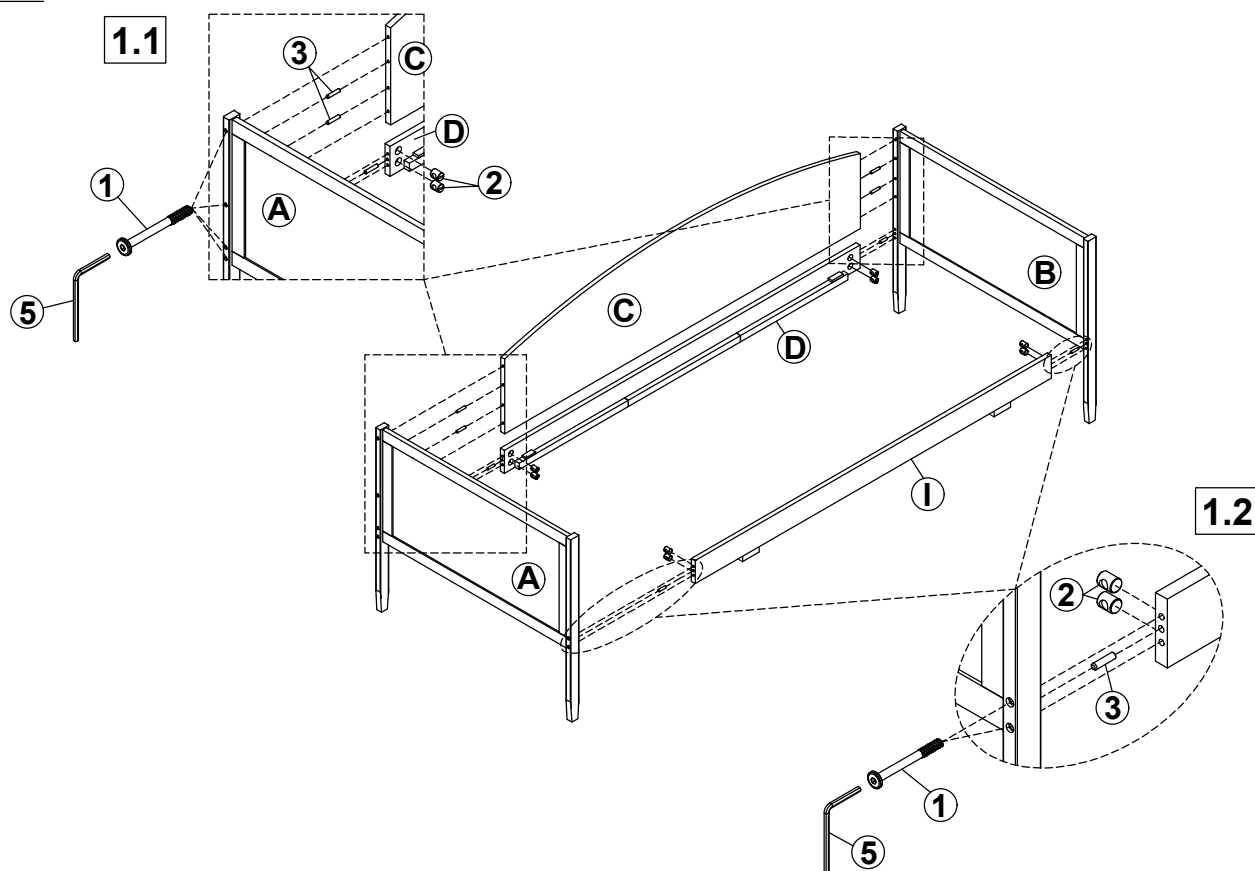
NOTE:

Phillips head screw driver is required in the assembly process; however, manufacturer does not provide this item.

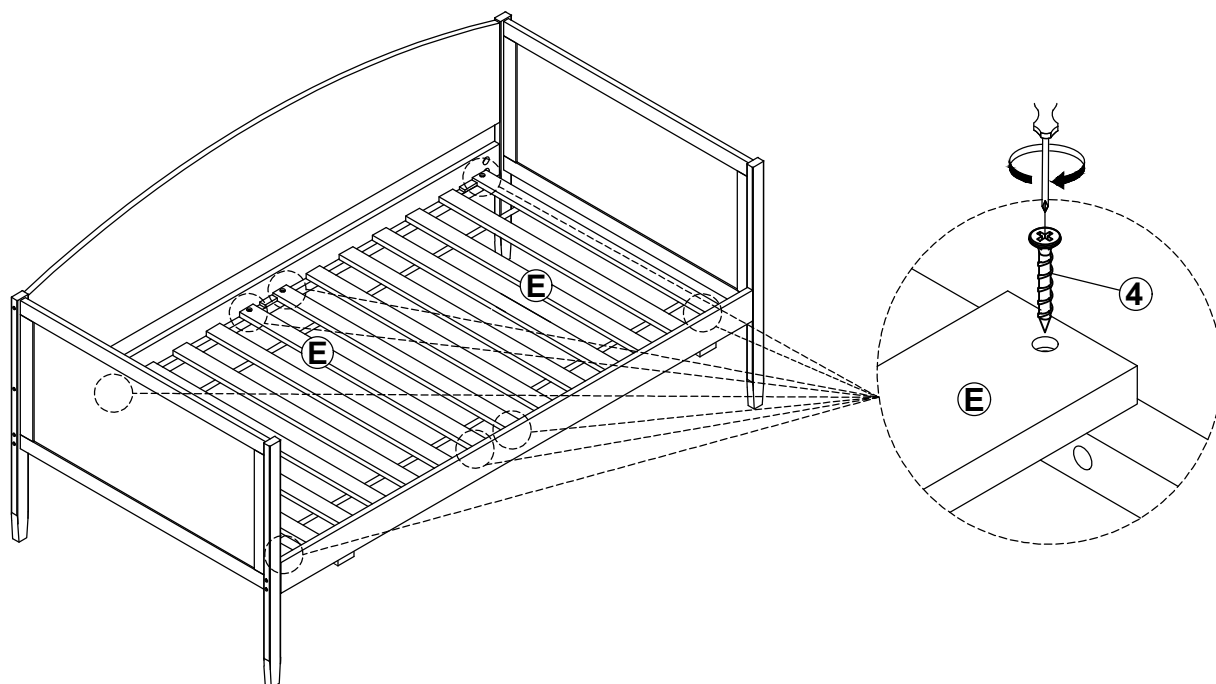
ITEM: 300686(B1-B3)

ASSEMBLY INSTRUCTIONS

STEP 1

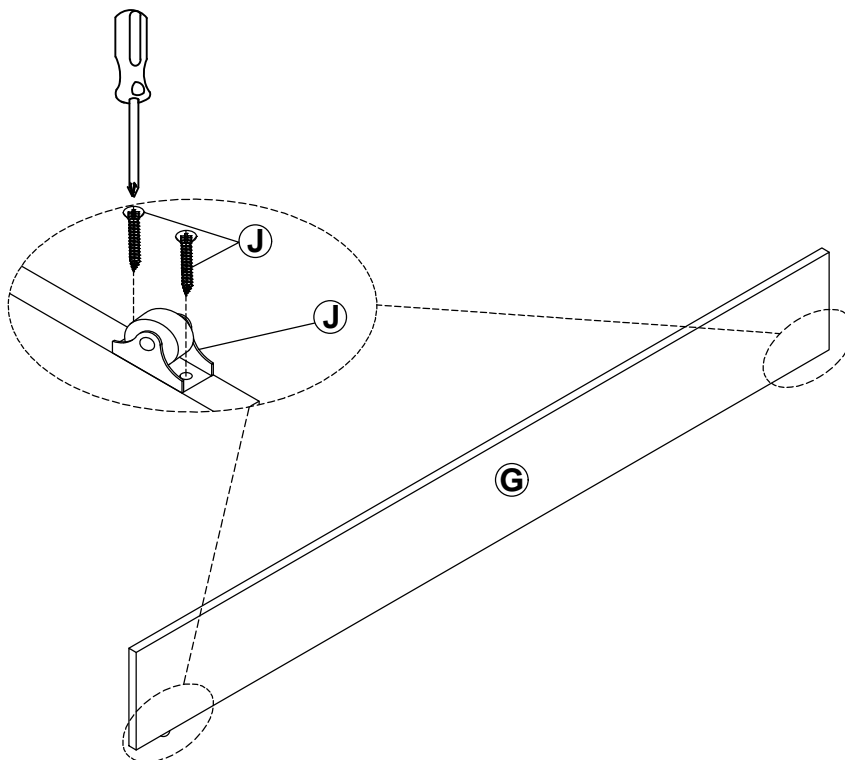


STEP 2

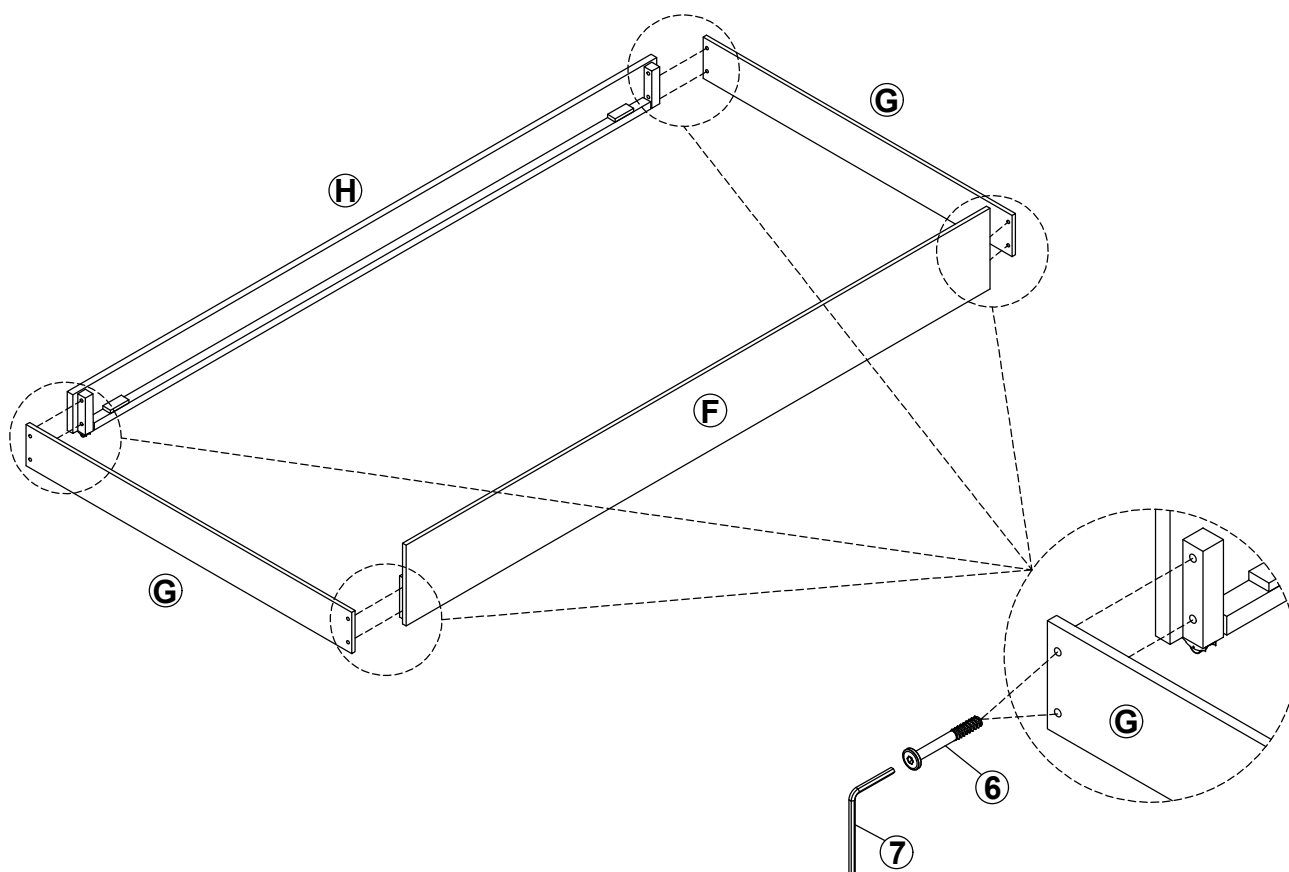


ITEM: **300686(B1-B3)**
ASSEMBLY INSTRUCTIONS

STEP 3

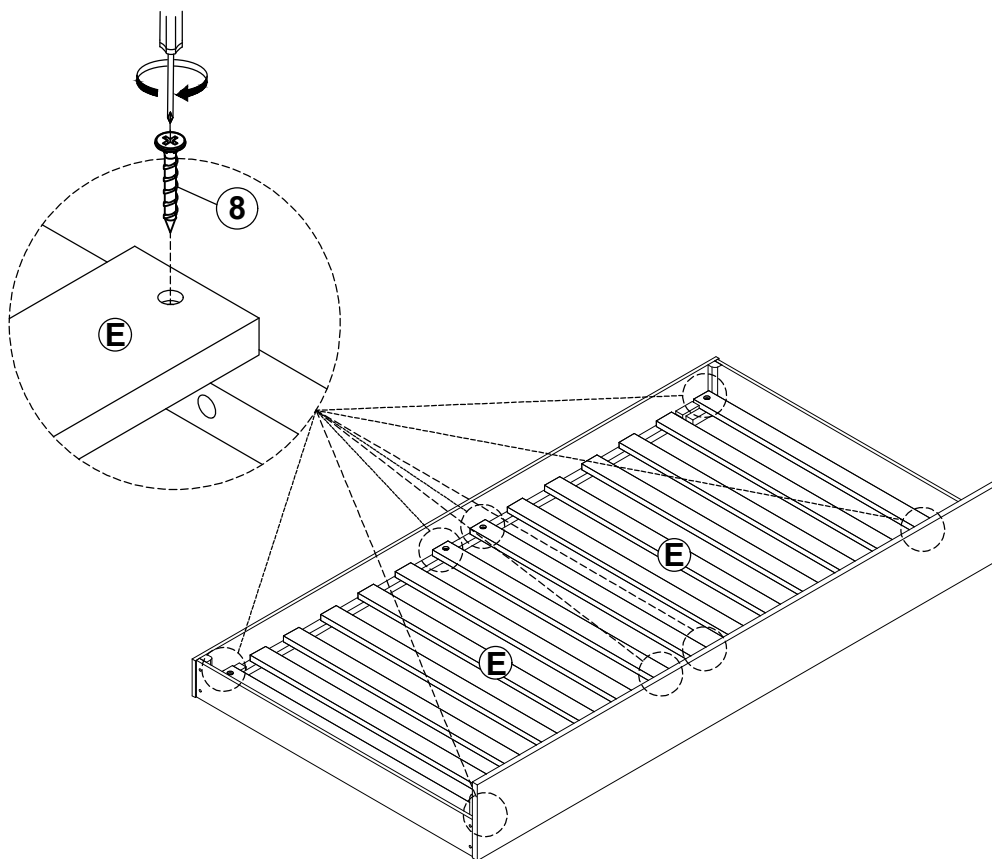


STEP 4

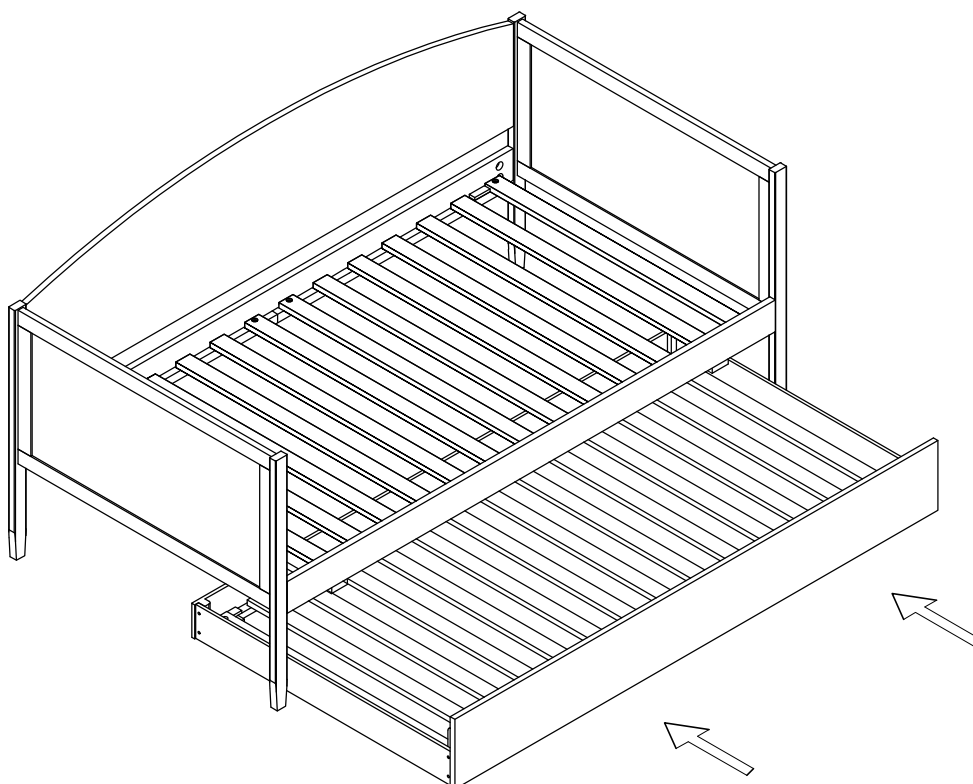


ITEM: **300686(B1-B3)**
ASSEMBLY INSTRUCTIONS

STEP 5



STEP 6
COMPLETE

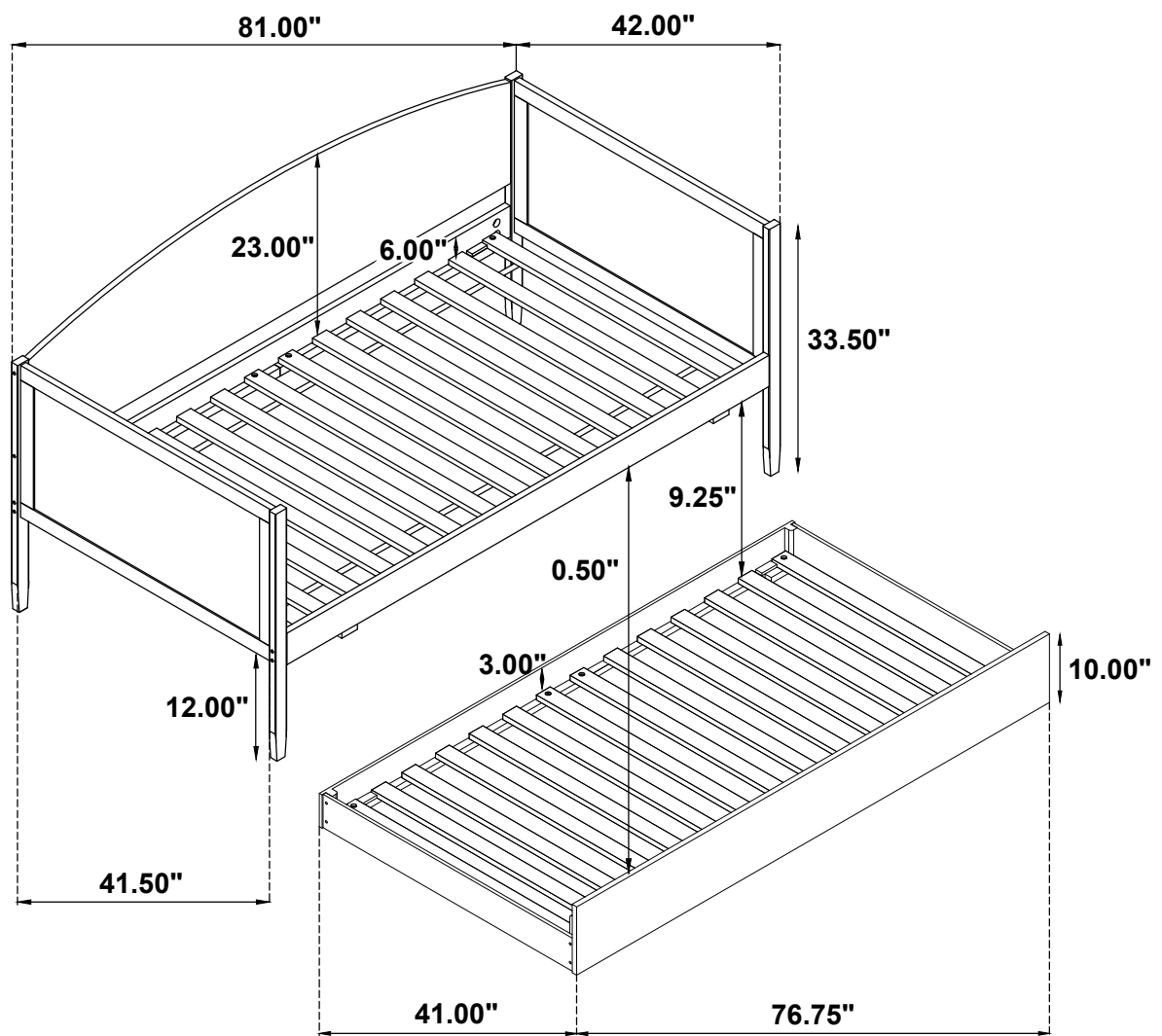


ITEM: **300686(B1-B3)**



Inner Size: 81.00"W x 42.00"D

Trundle Inner Size: 76.75"W x 41.00"D



Note: Dimension tolerance $\pm 5\%$