

ASSEMBLY INSTRUCTIONS COASTER FINE FURNITURE



Fine Furniture for every stage of life

222831Q(B1&B2)
Queen Bed

ITEM: 222831Q(B1&B2)

ASSEMBLY INSTRUCTIONS



ASSEMBLY TIPS:

1. Remove hardware from box and sort by size.
2. Please check to see that all hardware and parts are present prior to start of assembly.
3. Please follow attached instructions in the same sequence as numbered to assure fast & easy assembly.



WARNING!

1. Don't attempt to repair or modify parts that are broken or defective. Please contact the store immediately.
2. This product is for home use only and not intended for commercial establishments.



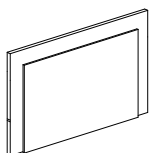
ASSEMBLY TIME

30 MINUTES

PARTS IDENTIFICATION

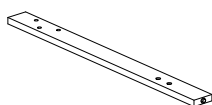
B1 (BOX 1)

A HEADBOARD
PANEL



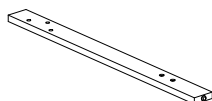
1PC

B LEFT HEADBOARD
LEG
(WITH "L" LABEL)



1PC

C RIGHT HEADBOARD
LEG
(WITH "R" LABEL)



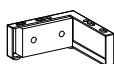
1PC

D FOOTBOARD
PANEL



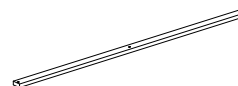
1PC

E METAL LEG



2PCS

F BED SLAT



4PCS

G BED SLAT SUPPORT
WITH LEVELER



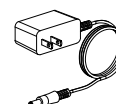
4PCS

H WOOD CLEAT



2PCS

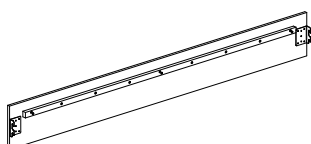
J ADAPTER PLUG



1PC

B2 (BOX 2)

I BED RAIL



2PCS

ITEM: 222831Q(B1&B2)

ASSEMBLY INSTRUCTIONS



ASSEMBLY TIPS:

1. Remove hardware from box and sort by size.
2. Please check to see that all hardware and parts are present prior to start of assembly.
3. Please follow attached instructions in the same sequence as numbered to assure fast & easy assembly.



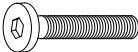

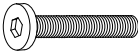







WARNING!

1. Don't attempt to repair or modify parts that are broken or defective. Please contact the store immediately.
2. This product is for home use only and not intended for commercial establishments.

HARDWARE IDENTIFICATION

Z-B1 (BOX 1) - HARDWARE IS LOCATED IN 222831Q (B1)

1	BOLT 1 (M8 x 16MM - RBW)		8PCS	6	FLAT HEAD SCREW (M4 x 32MM - RBW)		8PCS
2	BOLT 2 (M8 x 35MM - RBW)		6PCS	7	SMALL ALLEN WRENCH (M4 x 65MM - BLK)		1PC
3	BOLT 3 (M6 x 35MM - RBW)		12PCS	8	BIG ALLEN WRENCH (M5 x 65MM - BLK)		1PC
4	BIG LOCK WASHER (5/16" x 14Ø - RBW)		6PCS	9	SMALL LOCK WASHER (1/4" x 12Ø - RBW)		8PCS
5	BIG FLAT WASHER (5/16" x 22Ø - RBW)		6PCS	10	SMALL FLAT WASHER (1/4" x 19Ø - RBW)		8PCS

NOTE:

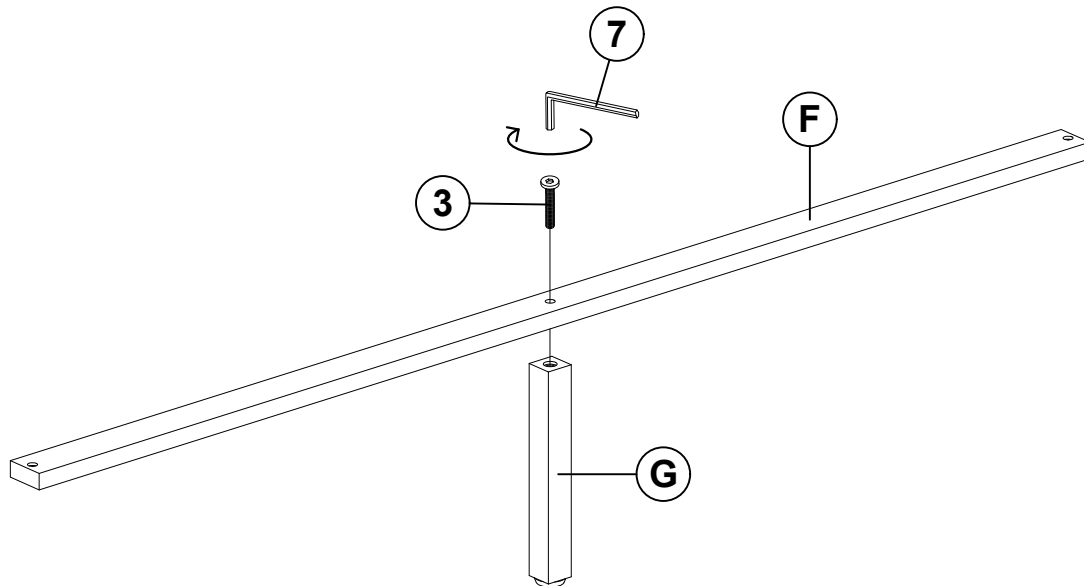
Phillips head screw driver is required in the assembly process; however, manufacturer does not provided this item.

ITEM: **222831Q(B1&B2)**

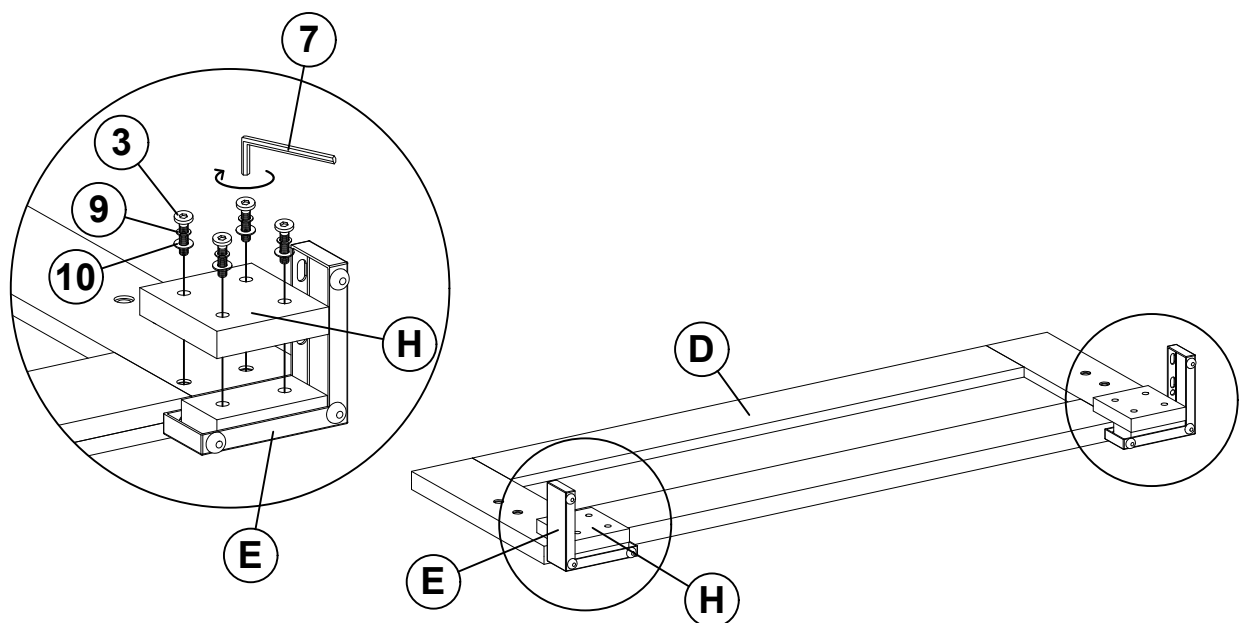
ASSEMBLY INSTRUCTIONS



STEP 1



STEP 2



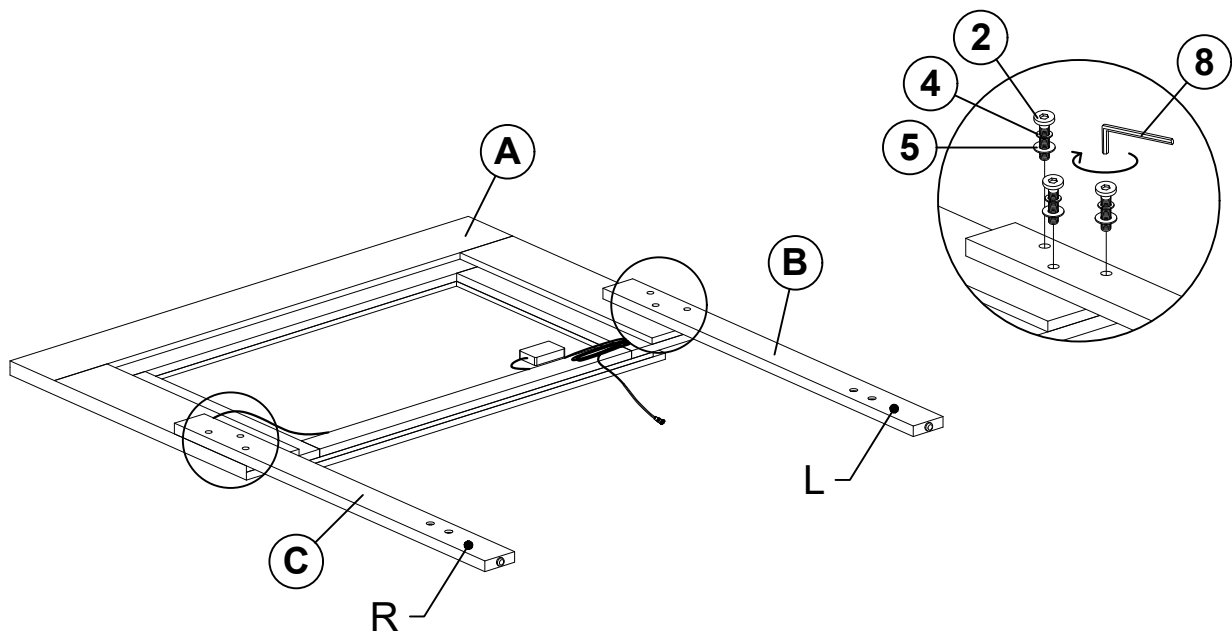
**** BACK VIEW**

ITEM: **222831Q(B1&B2)**

ASSEMBLY INSTRUCTIONS

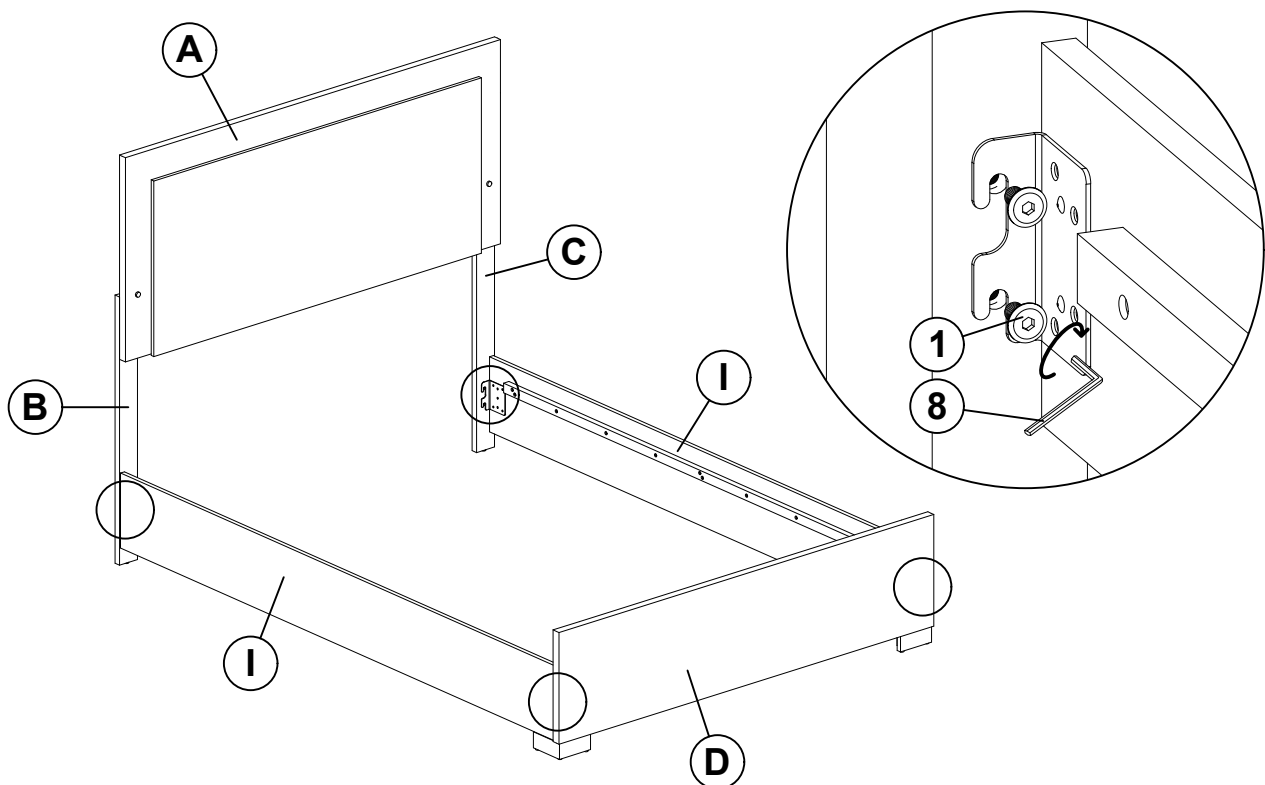


STEP 3



**** BACK VIEW**

STEP 4

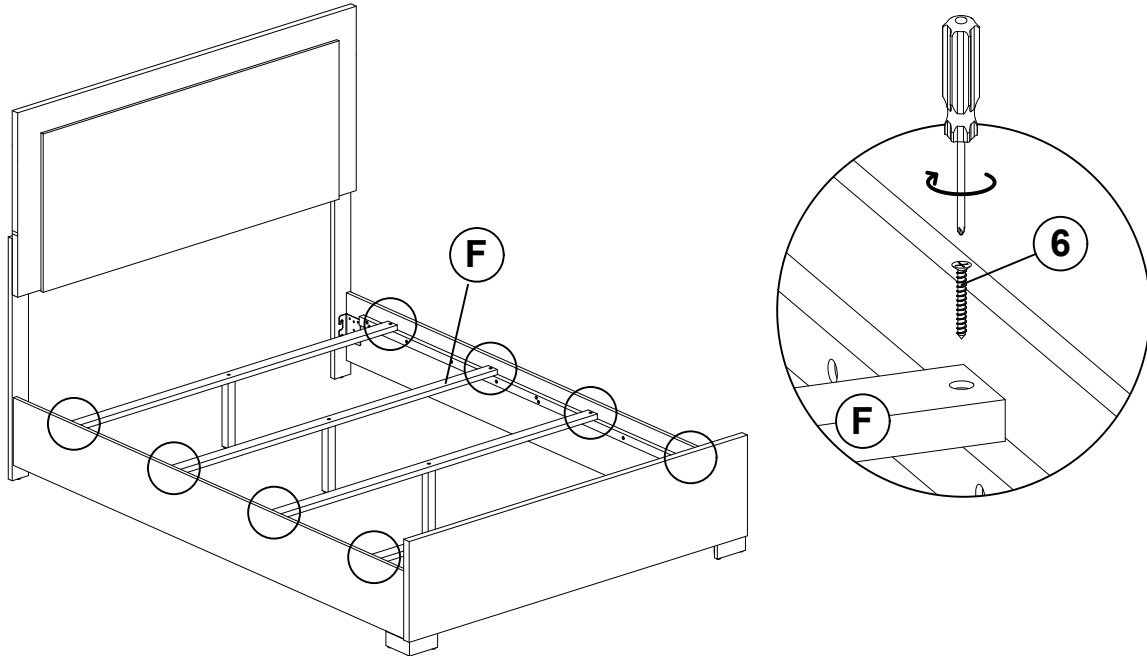


ITEM: 222831Q(B1&B2)

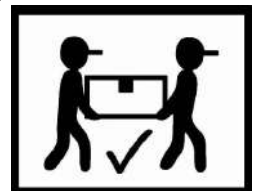
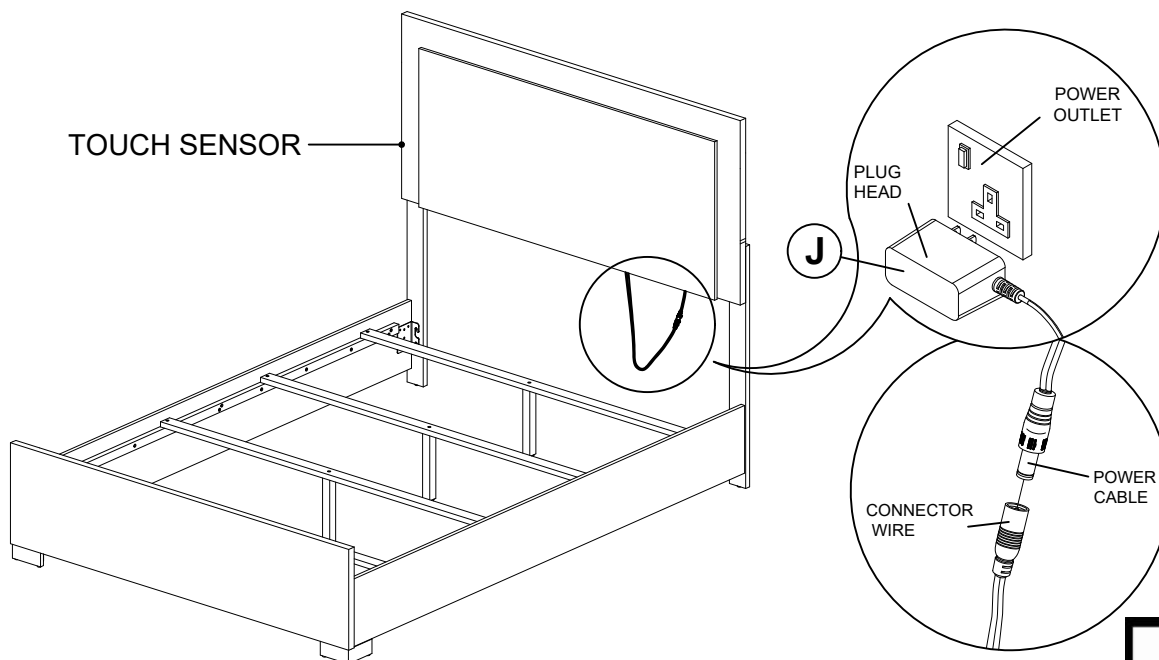
ASSEMBLY INSTRUCTIONS



STEP 5



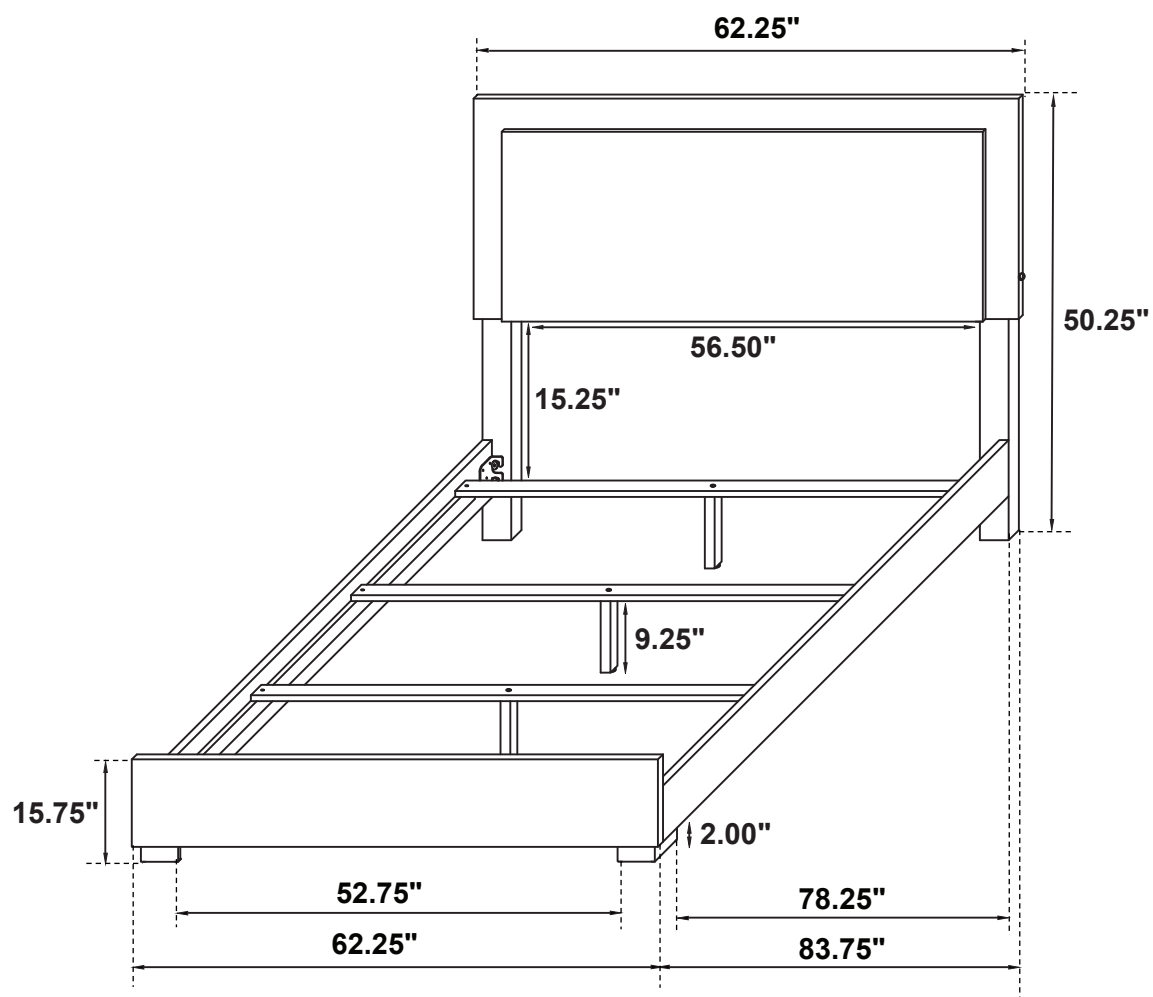
STEP 6 COMPLETE



ITEM: **222831Q(B1&B2)**



Inner Size : 60.75"W X 80.00"D



Note : Dimension tolerance $\pm 5\%$