

ASSEMBLY INSTRUCTIONS COASTER FINE FURNITURE



Fine Furniture for every stage of life

224331QCRM (B1-B3) **Queen Bed**

ITEM: 224331QCRM(B1-B3)



ASSEMBLY INSTRUCTIONS

ASSEMBLY TIPS:

1. Remove hardware from box and sort by size.
2. Please check to see that all hardware and parts are present prior to start of assembly.
3. Please follow attached instructions in the same sequence as numbered to assure fast & easy assembly.



WARNING!

1. Don't attempt to repair or modify parts that are broken or defective. Please contact the store immediately.
2. This product is for home use only and not intended for commercial establishments.







ASSEMBLY TIME


25 MINUTES

PART IDENTIFICATION

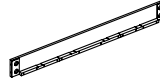
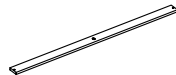


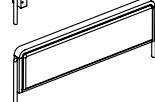
B1 (BOX 1)

A	HEADBOARD PANEL		1PC
B	LEFT HEADBOARD LEG		1PC
C	RIGHT HEADBOARD LEG		1PC
D	HEADBOARD BOTTOM RAIL		1PC

B2 (BOX 2)

E	FOOTBOARD		1PC
---	-----------	--	-----

B3 (BOX 3)

F	BED RAIL		2PCS
G	BED SLAT		4PCS
H	BED SLAT SUPPORT WITH LEVELER		4PCS
HB	224331QCRM(B1) *FROM BOX 1 HEADBOARD COMPLETE		1PC
E	224331QCRM(B2) *FROM BOX 2 FOOTBOARD*		1PC

ITEM: 224331QCRM(B1-B3)



ASSEMBLY INSTRUCTIONS

ASSEMBLY TIPS:

1. Remove hardware from box and sort by size.
2. Please check to see that all hardware and parts are present prior to start of assembly.
3. Please follow attached instructions in the same sequence as numbered to assure fast & easy assembly.

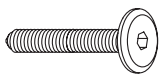






WARNING!






1. Don't attempt to repair or modify parts that are broken or defective. Please contact the store immediately.
2. This product is for home use only and not intended for commercial establishments.

HARDWARE IDENTIFICATION

Z-B1 (BOX 1) - HARDWARE PACK IS LOCATED IN 224331QCRM(B1)

1	BOLT (5/16" x 45mm - BLK)		8PCS
2	LOCK WASHER (1.6 x 14mm - BLK)		8PCS
3	FLAT WASHER (1 x 18mm - BLK)		8PCS
4	ALLEN WRENCH (M5 x 65mm - BLK)		1PC
5	WOOD DOWEL (10 x 40mm - BRW)		4PCS

Z-B3 (BOX 3) - HARDWARE PACK IS LOCATED IN 224331QCRM(B3)

6	FLAT HEAD SCREW (8 x 38mm - BLK)		8PCS
7	THREADED BOLT (5/16" x 80mm - WHT)		8PCS
8	HEX NUT (5/16" x 13mm - WHT)		8PCS
9	HALF ROUND NUT (22 x 17 x 10mm - WHT)		8PCS
10	WRENCH (13mm - WHT)		1PC

NOTE :

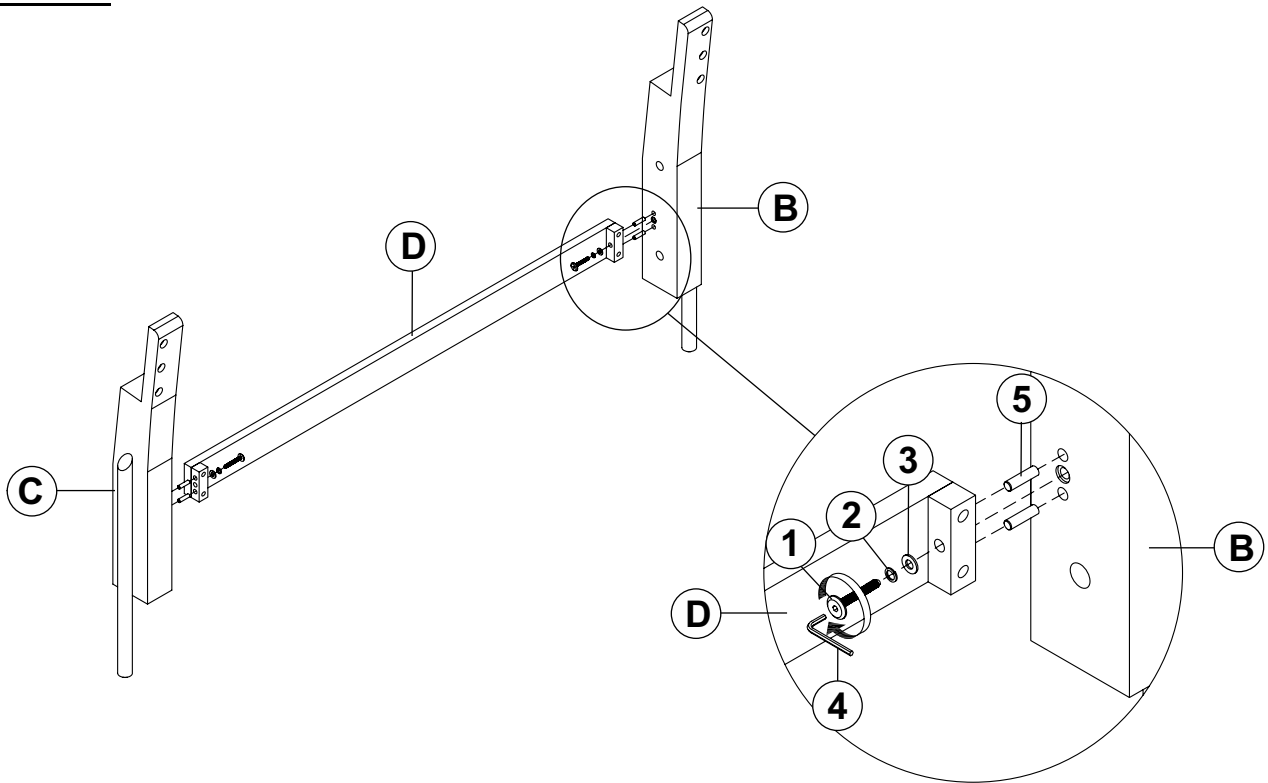
Philips head screw driver is required in the assembly process; however, manufacturer does not provide this item.

ITEM: 224331QCRM(B1-B3)

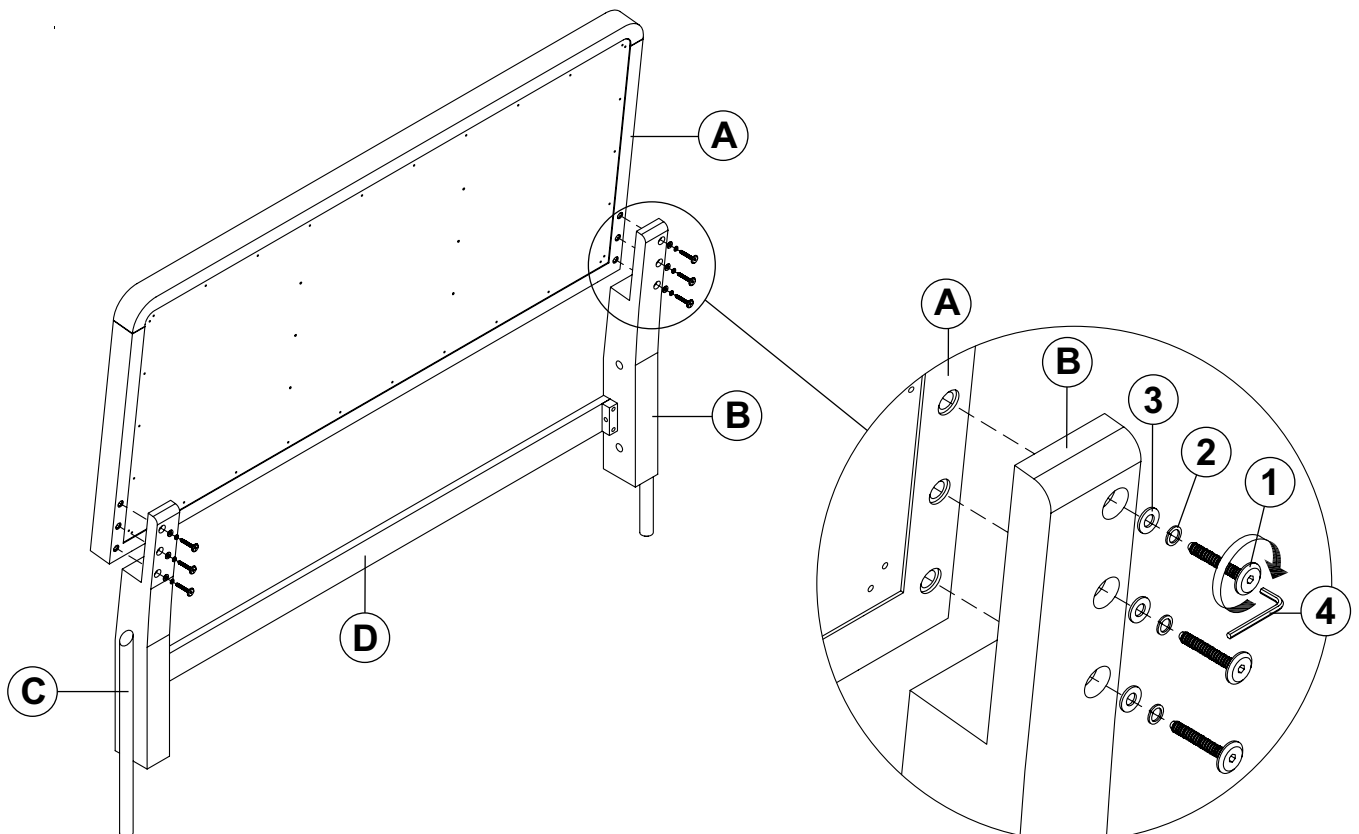
ASSEMBLY INSTRUCTIONS



STEP 1



STEP 2

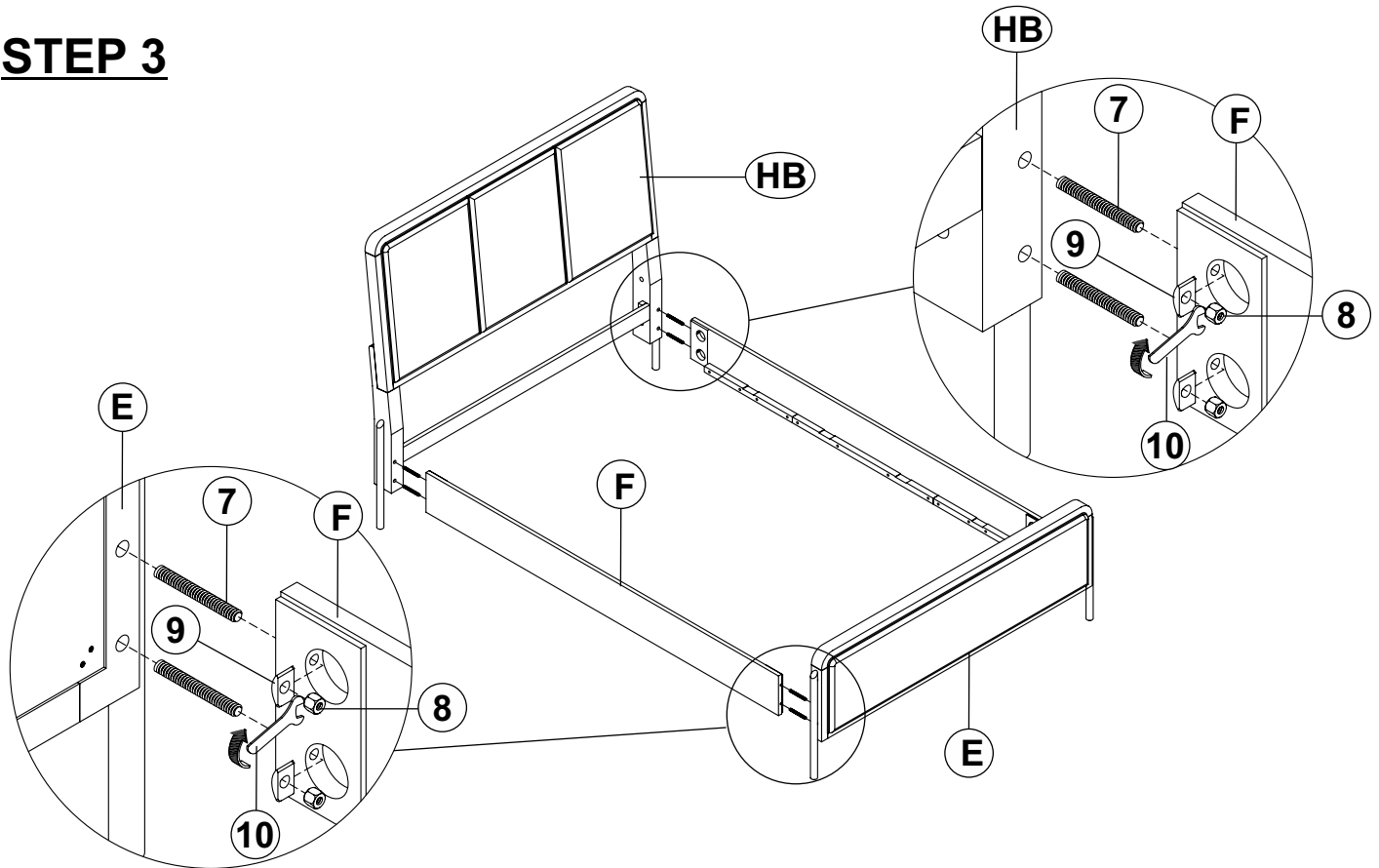


ITEM: **224331QCRM(B1-B3)**

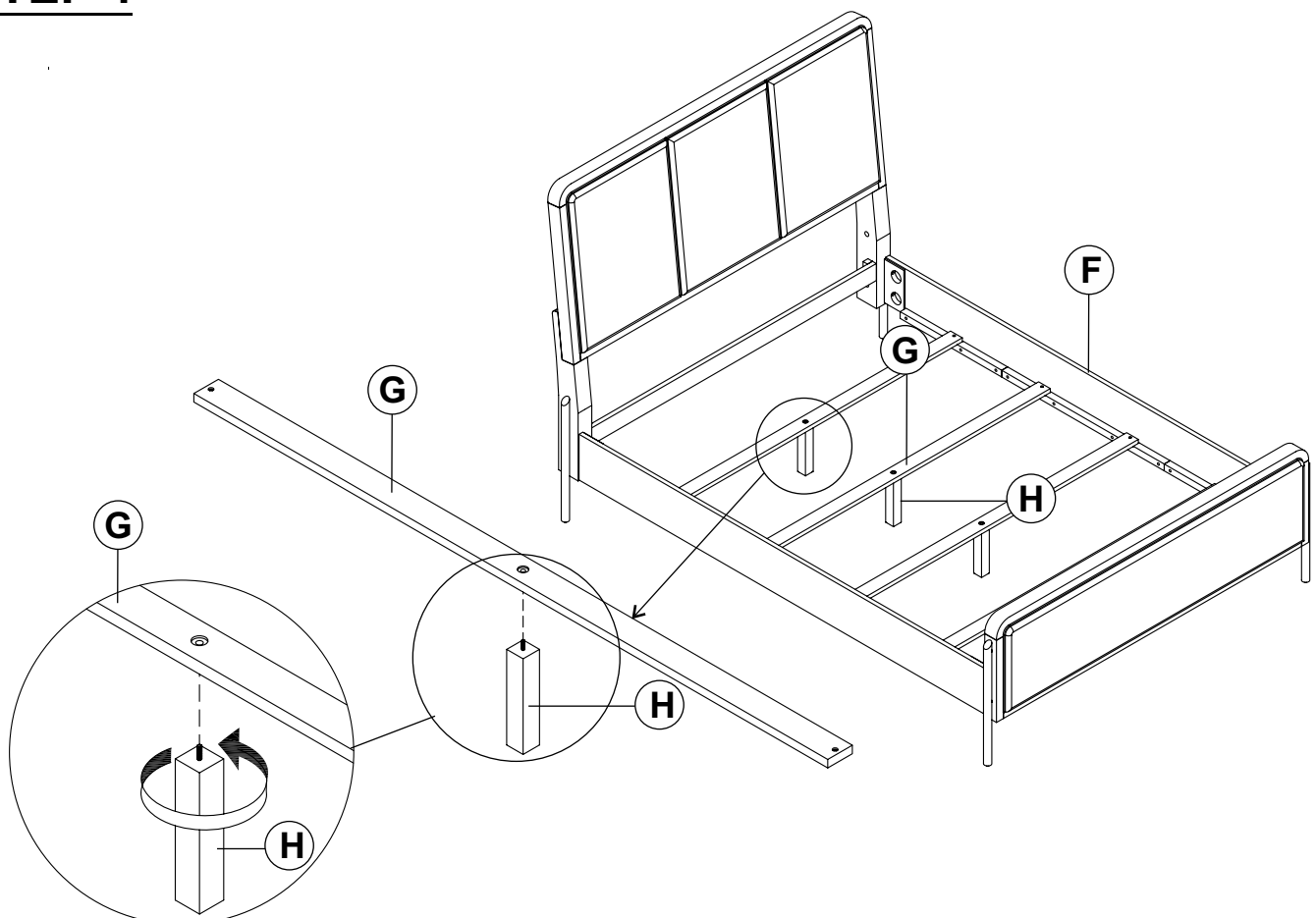
ASSEMBLY INSTRUCTIONS



STEP 3



STEP 4

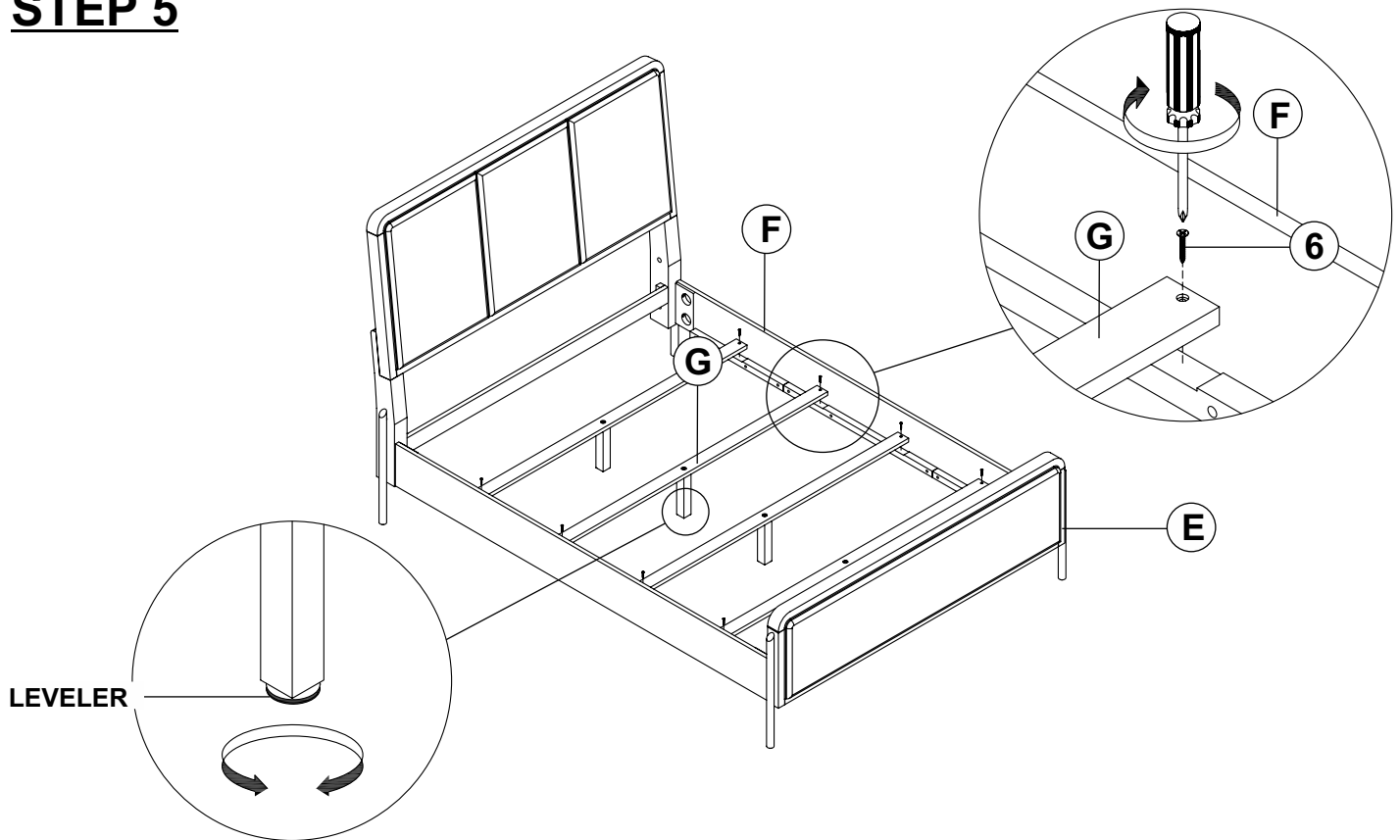


ITEM: **224331QCRM(B1-B3)**


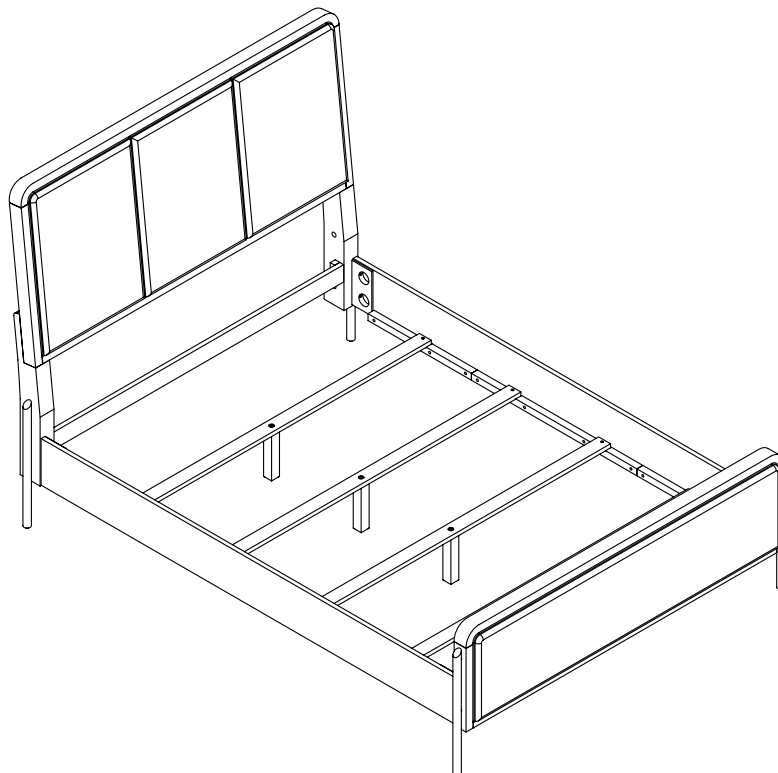


ASSEMBLY INSTRUCTIONS

STEP 5



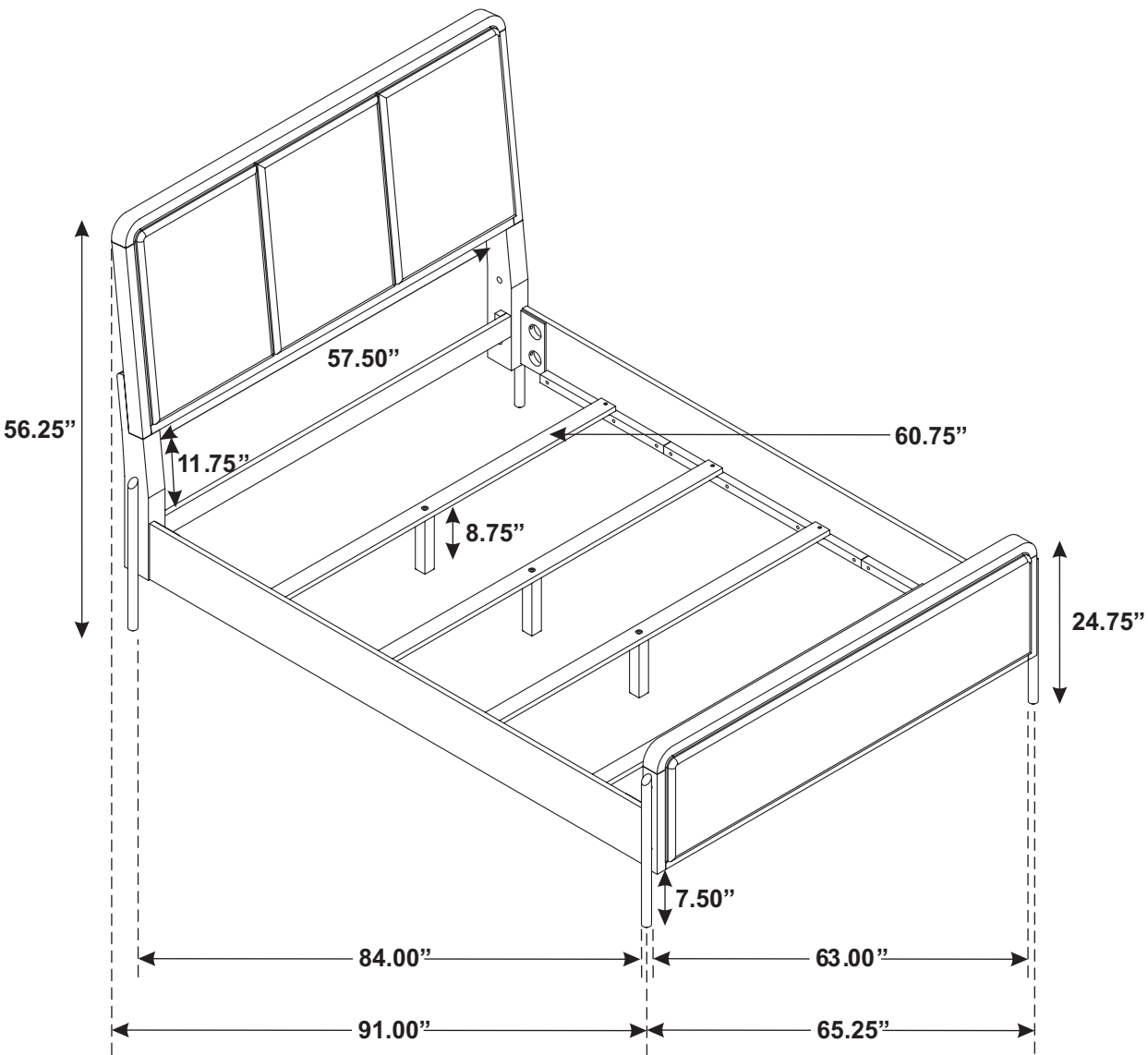
STEP 6 **COMPLETE**



ITEM: **224331QCRM(B1-B3)**



Inner Size : 61.00"W x 82.00"D



Note: Dimension tolerance $\pm 5\%$