



## ASSEMBLY INSTRUCTIONS COASTER FINE FURNITURE



*Fine Furniture for every stage of life*

**650356**  
**Glider Recliner**

REVISION 0 : 12/30/2019  
REVISION 1 : 03/29/2023  
REVISION 2 : 02/28/2025

PAGE 1 OF 3

COASTERFURNITURE.COM

ITEM: **650356**



**ASSEMBLY INSTRUCTIONS**

**ASSEMBLY TIPS:**

- 1. Remove hardware from box and sort by size.
- 2. Please check to see that all hardware and parts are present prior to start of assembly.
- 3. Please follow attached instructions in the same sequence as numbered to assure fast & easy assembly.



**WARNING!**

- 1. Don't attempt to repair or modify parts that are broken or defective. Please contact the store immediately.
- 2. This product is for home use only and not intended for commercial establishments.



**ASSEMBLY TIME**

**10 MINUTES**

**PARTS IDENTIFICATION**

**AV LEFT BACK**



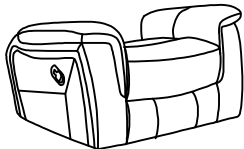
**1PC**

**CV LEFT EAR**



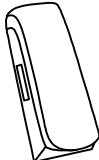
**1PC**

**BV BASE**



**1PC**

**DV RIGHT EAR**

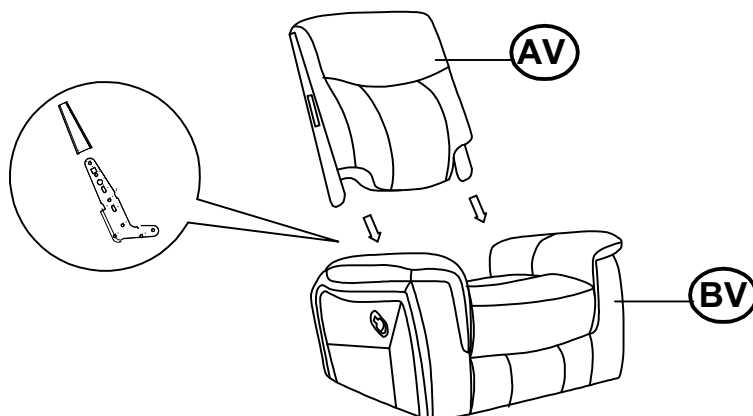


**1PC**

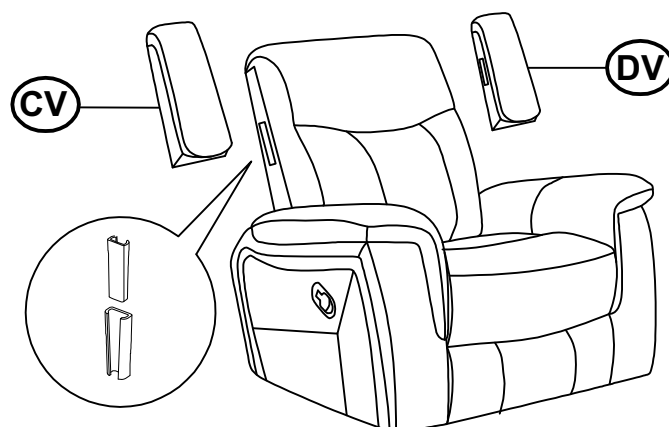
ITEM: **650356**

## ASSEMBLY INSTRUCTIONS

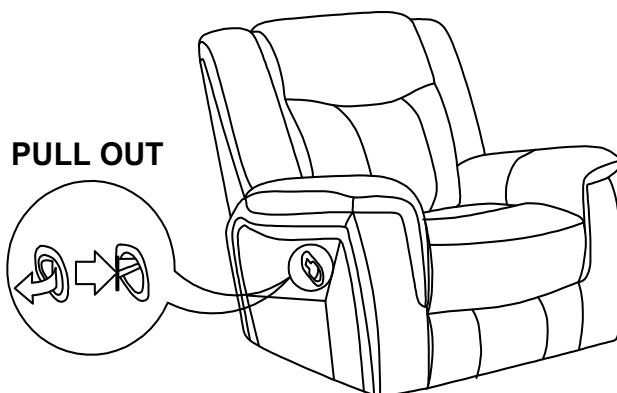
### STEP 1



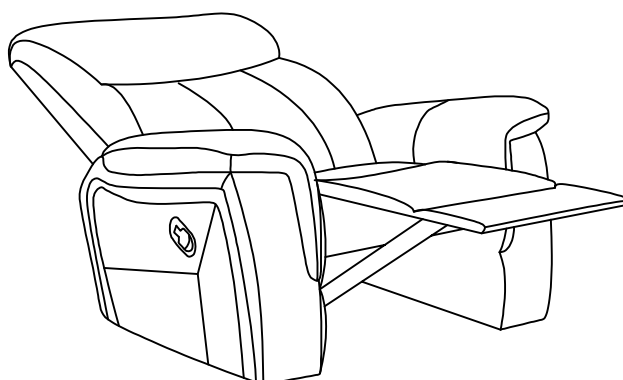
### STEP 2



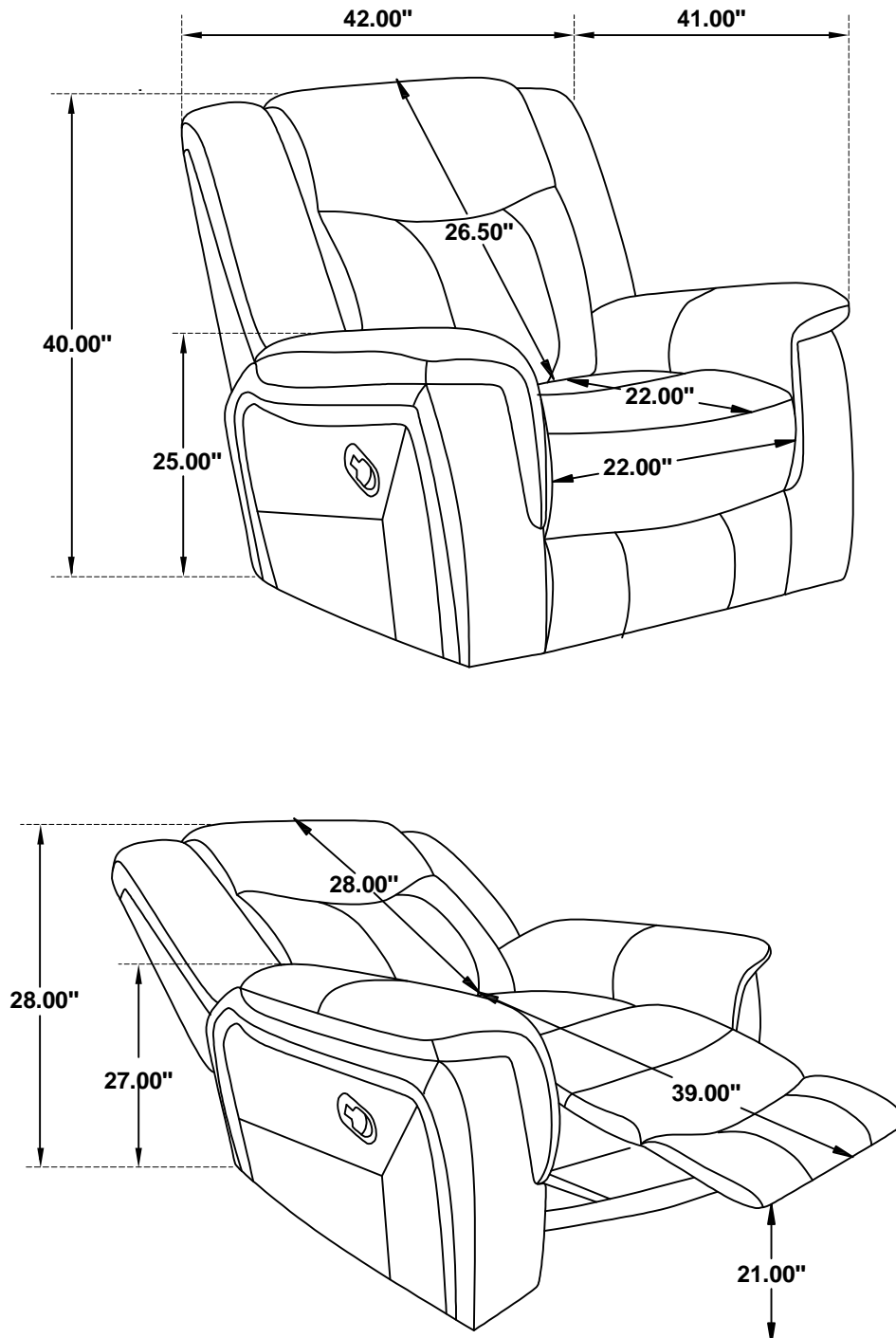
### STEP 3



### STEP 4 **COMPLETE**



ITEM: **650356**



**Note: Dimension tolerance  $\pm 5\%$**