

ASSEMBLY INSTRUCTIONS COASTER FINE FURNITURE



Fine Furniture for every stage of life

224731Q (B1&B2) *Queen Bed*

ITEM: 224731Q (B1&B2)



ASSEMBLY INSTRUCTIONS

ASSEMBLY TIPS:

1. Remove hardware from box and sort by size.
2. Please check to see that all hardware and parts are present prior to start of assembly.
3. Please follow attached instructions in the same sequence as numbered to assure fast & easy assembly.



WARNING!

1. Don't attempt to repair or modify parts that are broken or defective. Please contact the store immediately.
2. This product is for home use only and not intended for commercial establishments.



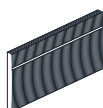
ASSEMBLY TIME

30 MINUTES

PARTS IDENTIFICATION


B1 (BOX 1)

AF HEADBOARD PANEL




1PC

B LEFT HEADBOARD LEG
(WITH "L" LABEL)




1PC

C RIGHT HEADBOARD LEG
(WITH "R" LABEL)



1PC

D FOOTBOARD PANEL



1PC

E FOOTBOARD LEG



2PCS

F BED SLAT



4PCS

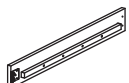
G BED SLAT SUPPORT
WITH LEVELER



4PCS

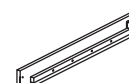
B2 (BOX 2)

H LEFT BED RAIL
(WITH "H" LABEL)



1PC

I RIGHT BED RAIL
(WITH "I" LABEL)



1PC

NOTE:

Phillips head screw driver is required in the assembly process; however, manufacturer does not provided this item.

ITEM: 224731Q (B1&B2)



ASSEMBLY INSTRUCTIONS

ASSEMBLY TIPS:

1. Remove hardware from box and sort by size.
2. Please check to see that all hardware and parts are present prior to start of assembly.
3. Please follow attached instructions in the same sequence as numbered to assure fast & easy assembly.



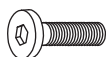
WARNING!

1. Don't attempt to repair or modify parts that are broken or defective. Please contact the store immediately.
2. This product is for home use only and not intended for commercial establishments.

HARDWARE IDENTIFICATION

Z-B2 (BOX 2) - HARDWARE PACK IS LOCATED IN 224731Q (B2)

1 BOLT 1
(M8 x 20MM - RBW)



4PCS

2 BOLT 2
(M8 x 35MM - RBW)



4PCS

3 BOLT 4
(M6 x 35MM - RBW)



10PCS

4 BOLT 3
(M6 x 15MM - RBW)



6PCS

5 WOOD DOWEL
(M10 x 30MM - RBW)



4PCS

6 SMALL LOCK WASHER
(1/4" x 12 Ø - RBW)



6PCS

7 SMALL FLAT WASHER
(1/4" x 19 Ø - RBW)



6PCS

8 BIG LOCK WASHER
(M8 x 13MM - RBW)



4PCS

9 BIG FLAT WASHER
(M8 x 22MM - RBW)



4PCS

10 FLAT HEAD SCREW
(M4 x 32MM - RBW)



8PCS

11 SMALL ALLEN WRENCH
(M4 x 100MM - BLK)



1PC

12 BIG ALLEN WRENCH
(M5 x 65MM - BLK)



1PC

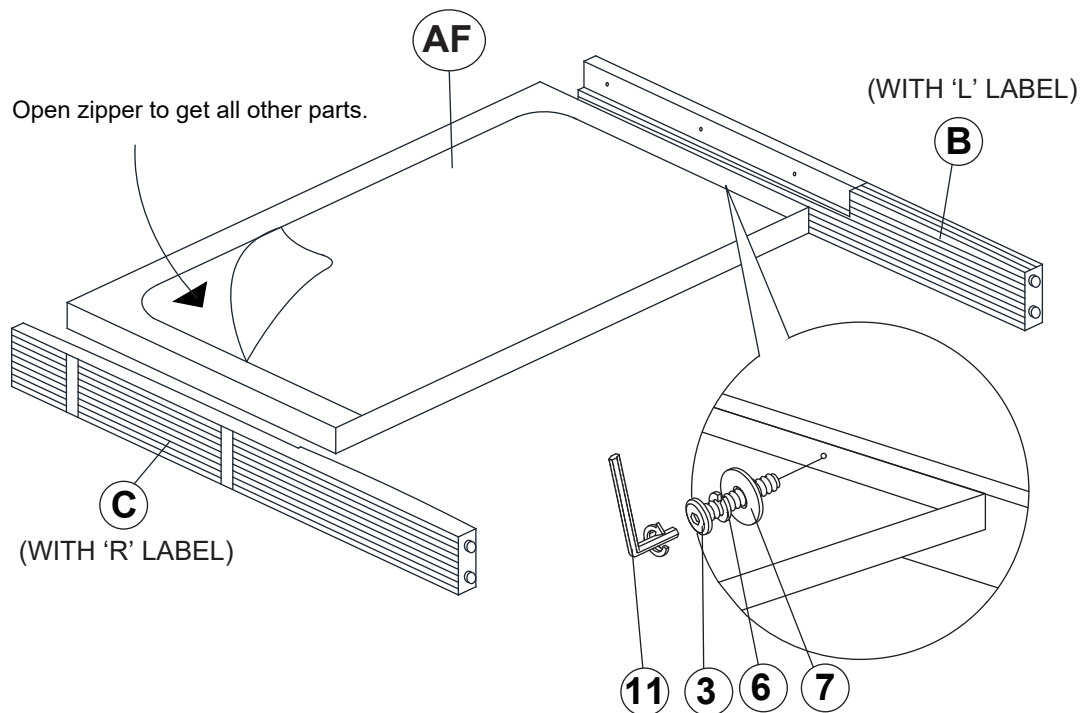
NOTE:

Phillips head screw driver is required in the assembly process; however, manufacturer does not provided this item.

ITEM: **224731Q (B1&B2)**

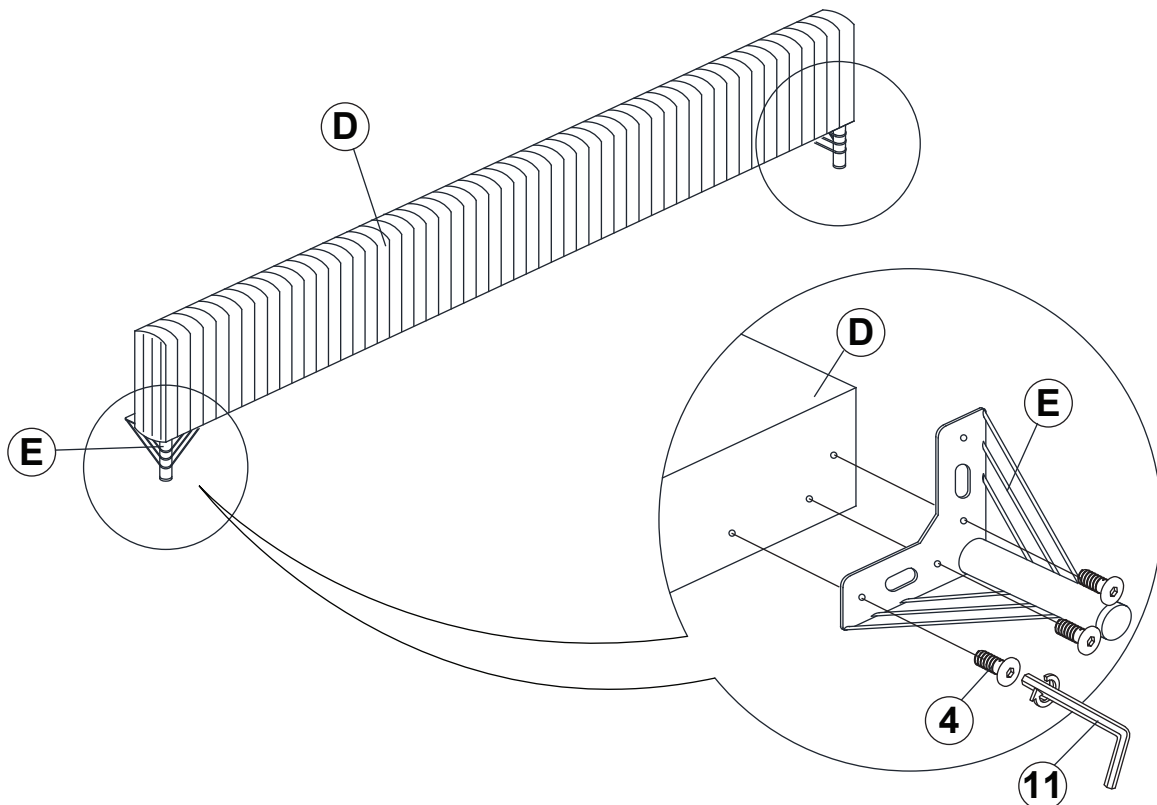
ASSEMBLY INSTRUCTIONS

STEP 1



**** BACK VIEW**

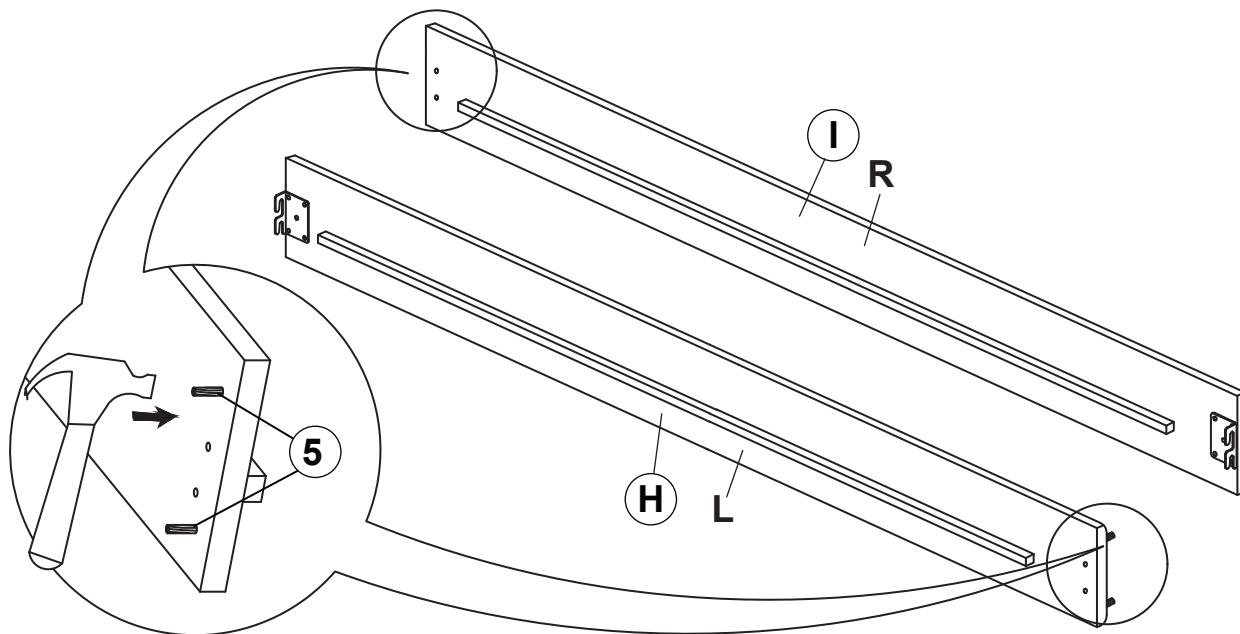
STEP 2



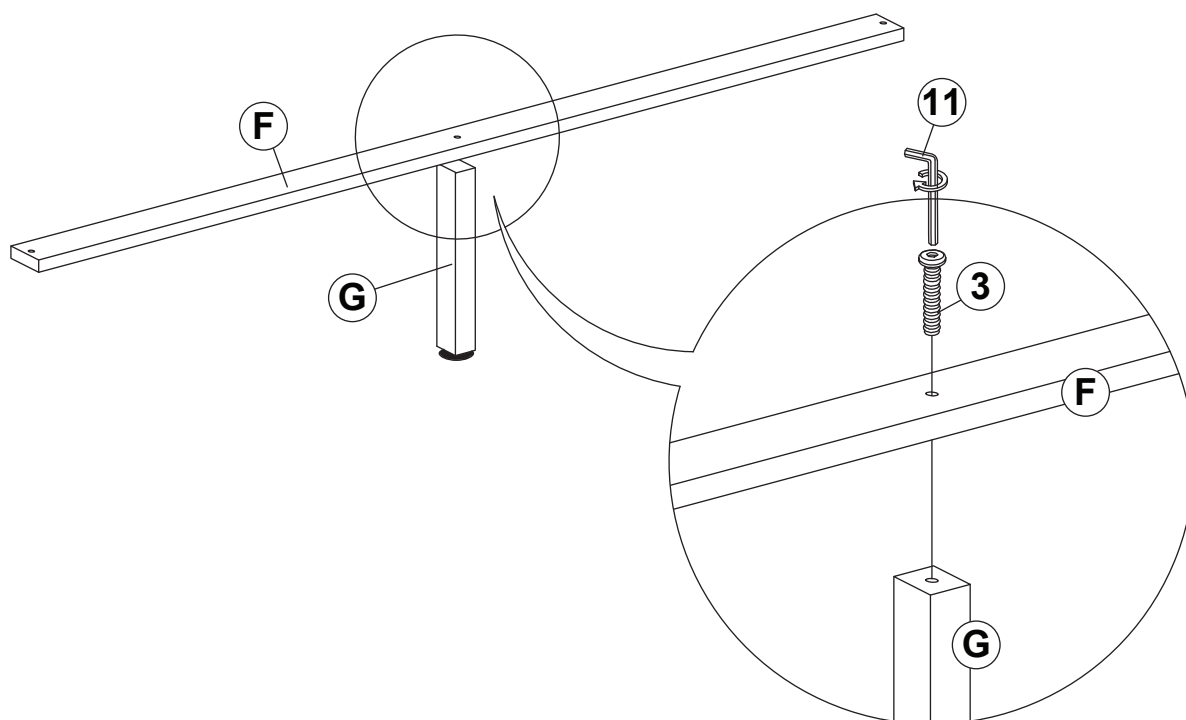
ITEM: **224731Q (B1&B2)**

ASSEMBLY INSTRUCTIONS

STEP 3



STEP 4



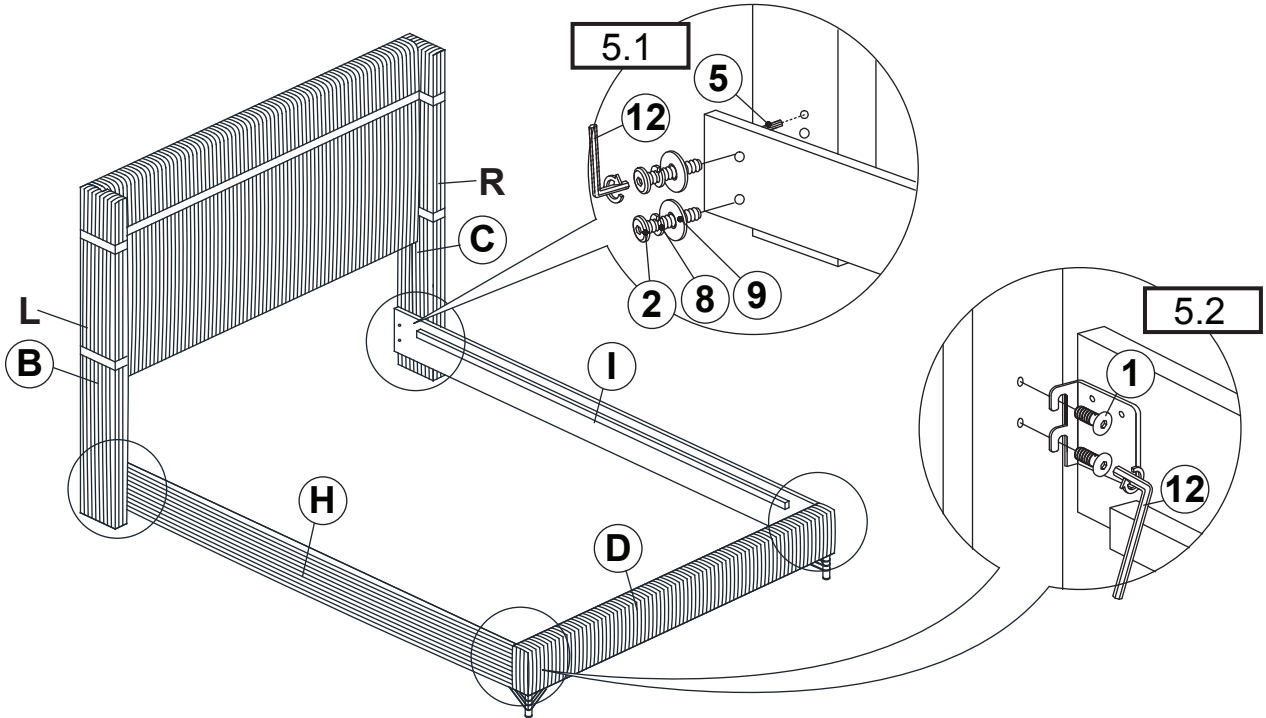
ITEM: **224731Q (B1&B2)**



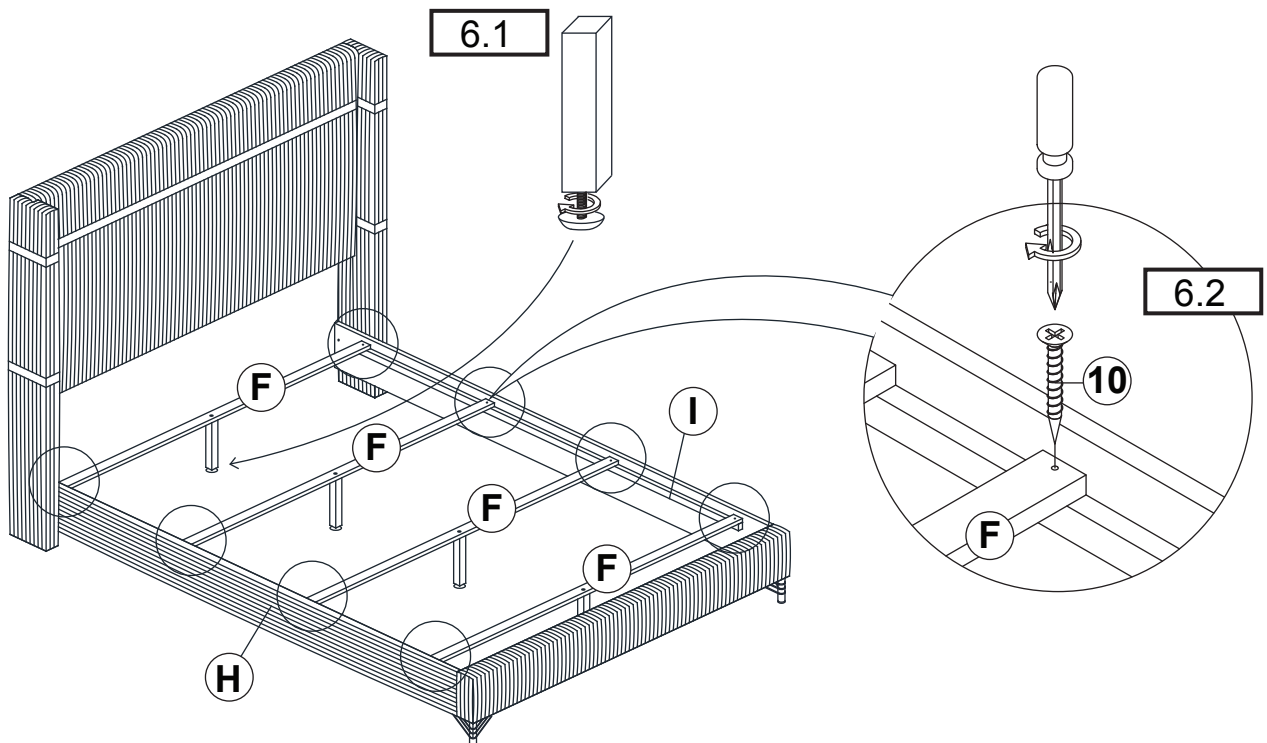
COASTER®
FINE FURNITURE

ASSEMBLY INSTRUCTIONS

STEP 5



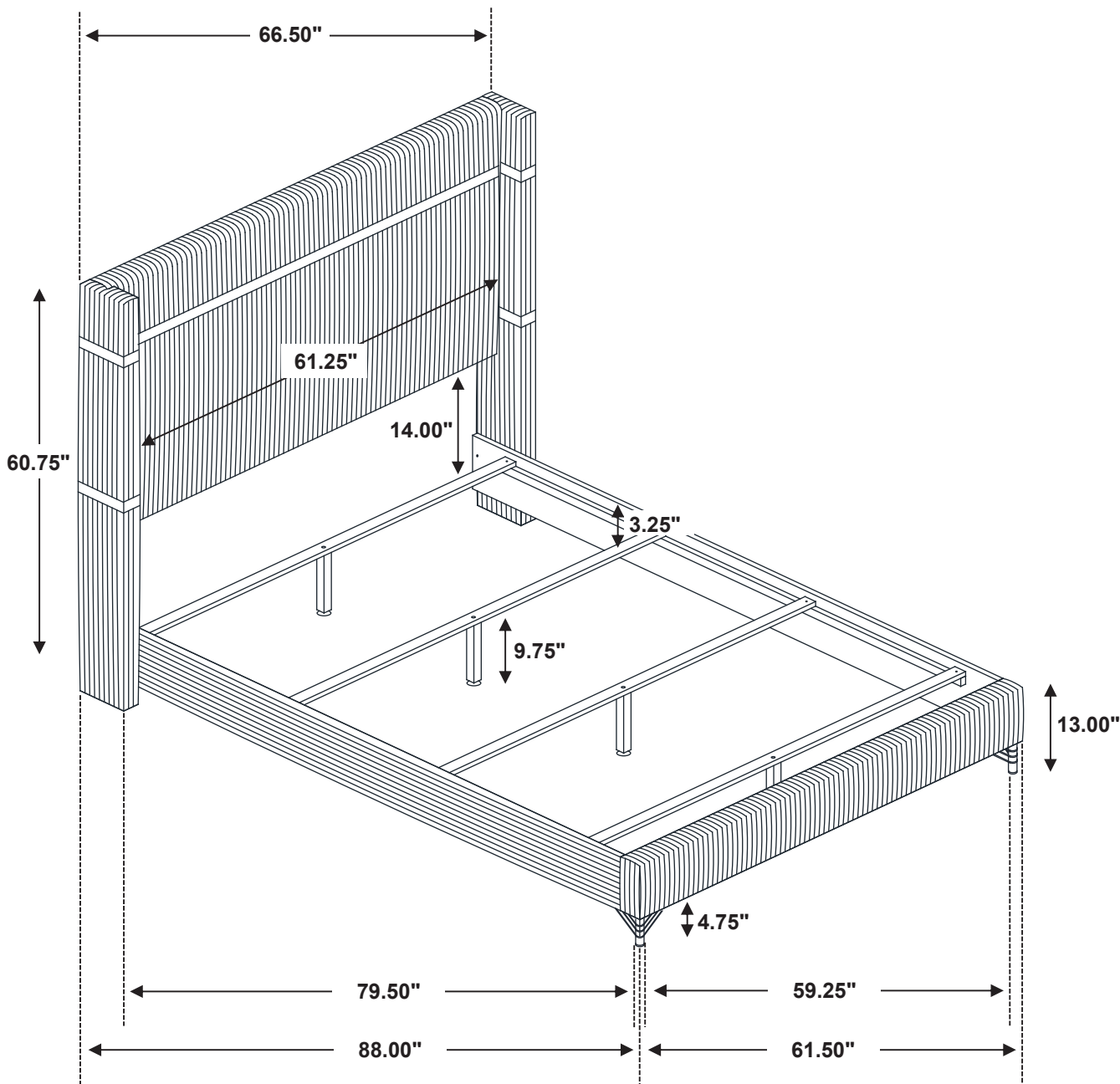
STEP 6 COMPLETE



ITEM: **224731Q (B1&B2)**



Inner size: 60.75"W X 81.75"D



Note : Dimension tolerance $\pm 5\%$