



ASSEMBLY INSTRUCTIONS COASTER FINE FURNITURE



Fine Furniture for every stage of life

302053Q (B1&B2) *Queen Bed*

REVISION 0: 11/02/2023
REVISION 1: 09/18/2024
REVISION 2: 04/08/2025

ITEM: 302053Q (B1&B2)



ASSEMBLY INSTRUCTION

ASSEMBLY TIPS:

- 1. Remove hardware from box and sort by size.
- 2. Please check to see that all hardware and parts are present prior to start of assembly.
- 3. Please follow attached instruction in the same sequence as numbered to assure fast & easy assembly.



WARNING!

- 1. Don't attempt to repair or modify parts that are broken or defective. Please contact the store immediately.
- 2. This product is for home use only and not intended for commercial establishment.



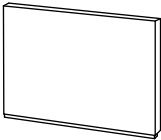
ASSEMBLY TIME

15 MINUTES

PARTS IDENTIFICATION

B1 (BOX 1)

A HEADBOARD



1PC

B2 (BOX 2)

B FOOTBOARD



1PC

C1 LEFT BED RAIL



1PC

C2 RIGHT BED RAIL




1PC

D CENTER RAIL



1PC

E ROLL SLAT (13PCS)



1SET

F CENTER RAIL SUPPORT
WITH LEVELER



3PCS

ITEM: 302053Q (B1&B2)

ASSEMBLY INSTRUCTION



ASSEMBLY TIPS:

1. Remove hardware from box and sort by size.
2. Please check to see that all hardware and parts represent prior to start of assembly.
3. Please follow attached instruction in the same sequence as numbered to assure fast & easy assembly.




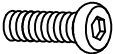



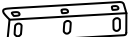


WARNING!

1. Don't attempt to repair or modify parts that are broken or defective. Please contact the store immediately.
2. This product is for home use only and not intended for commercial establishment.

HARDWARE IDENTIFICATION

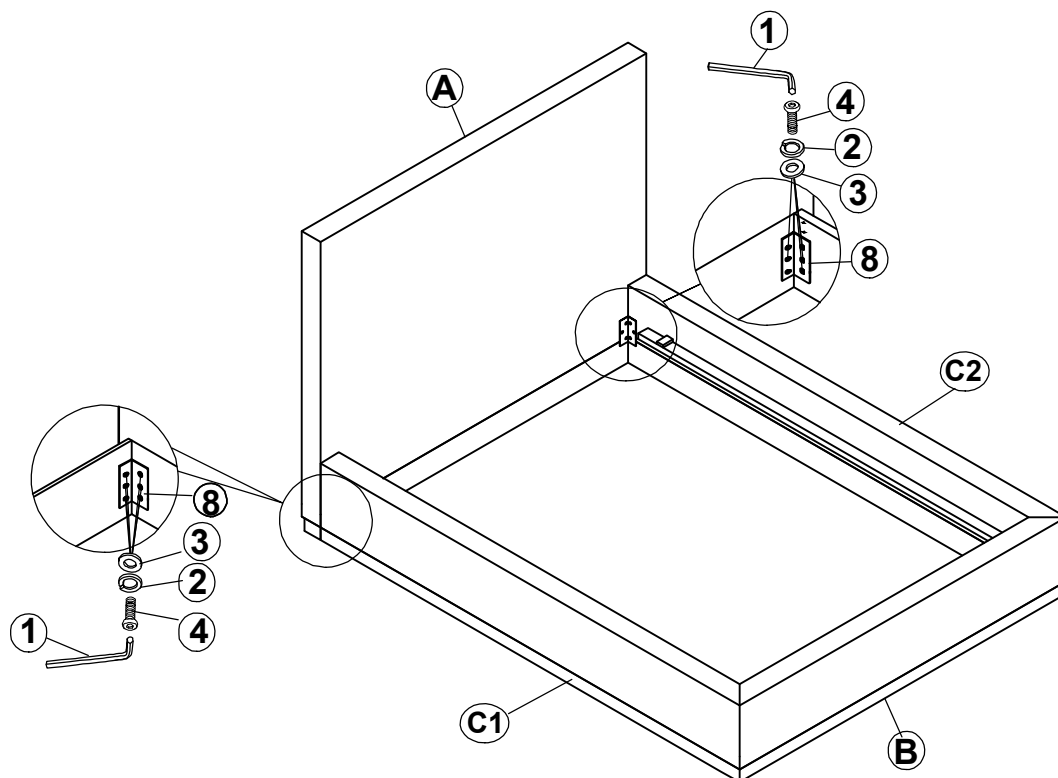
Z-B2 (BOX2) - HARDWARE PACK IS LOCATED IN 302053Q (B2)

1	ALLEN WRENCH (5mm - BLK)		1PC
2	LOCK WASHER (Ø5/16" - BLK)		24PCS
3	FLAT WASHER (Ø5/16" - BLK)		24PCS
4	BOLT (Ø5/16"x 25mm - BLK)		24PCS
5	LONG FLAT HEAD SCREW (M4 x 35mm - BLK)		30PCS
6	SHORT FLAT HEAD SCREW (M4 x 12mm - BLK)		2PCS
7	U BRACKET		2PCS
8	METAL BRACKET		4PCS

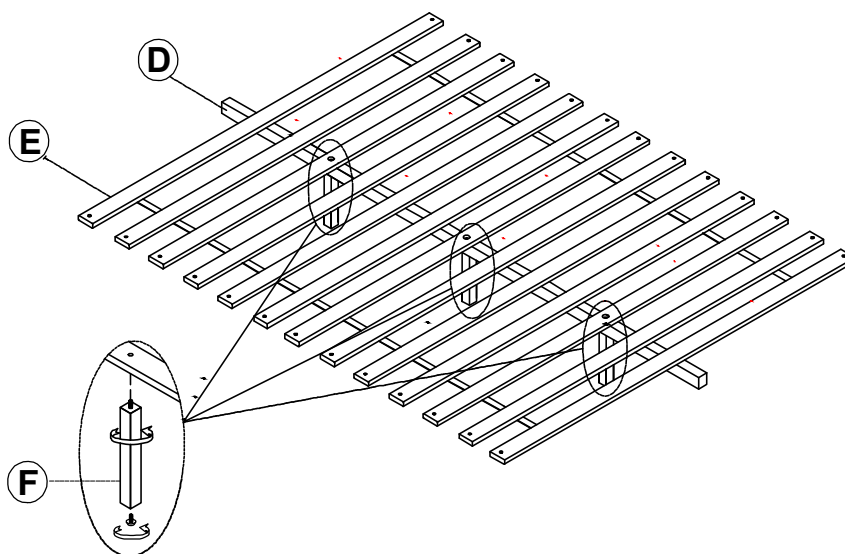
ITEM: **302053Q (B1&B2)**

ASSEMBLY INSTRUCTION

STEP 1



STEP 2

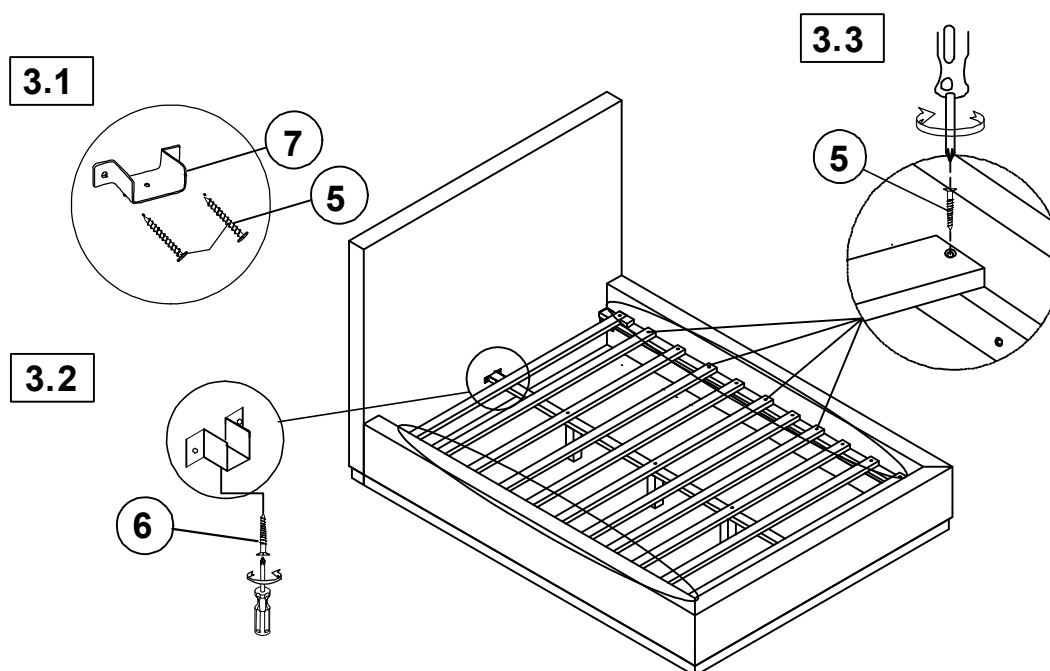


ITEM: 302053Q (B1&B2)

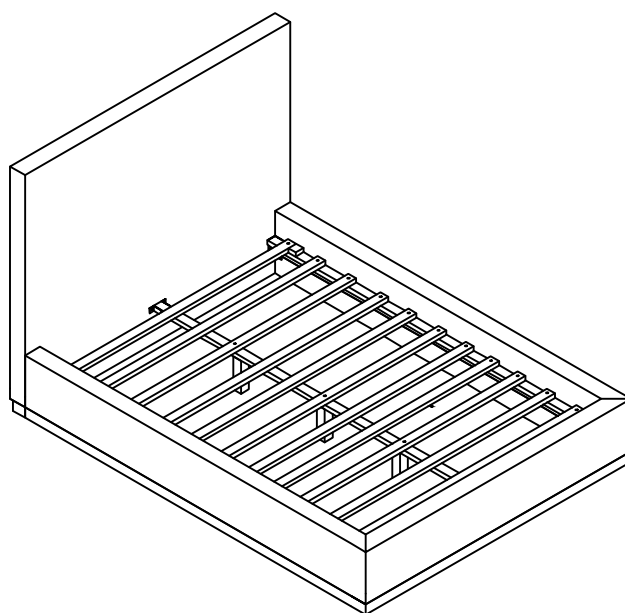
ASSEMBLY INSTRUCTION



STEP 3



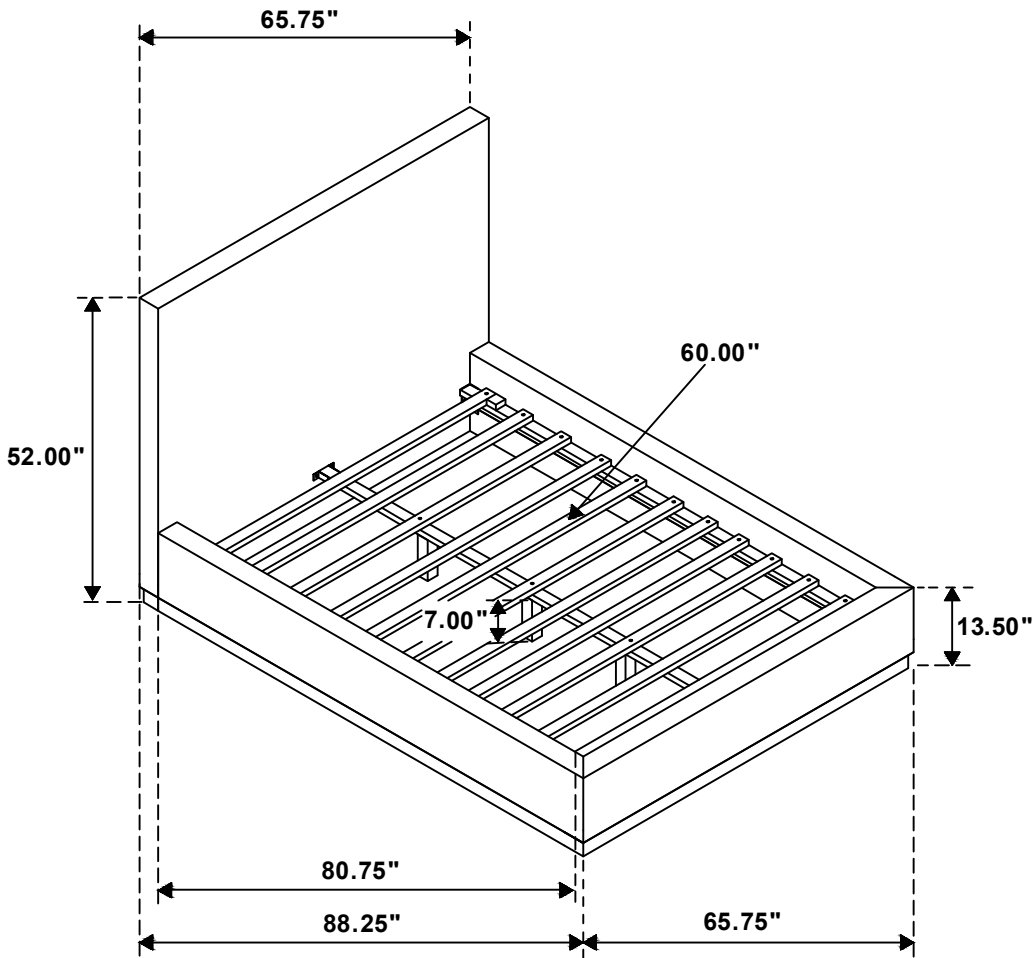
STEP 4 COMPLETE



ITEM: **302053Q (B1&B2)**



Inner size: 60.00"W x 80.00"D



Note: Dimension tolerance $\pm 5\%$