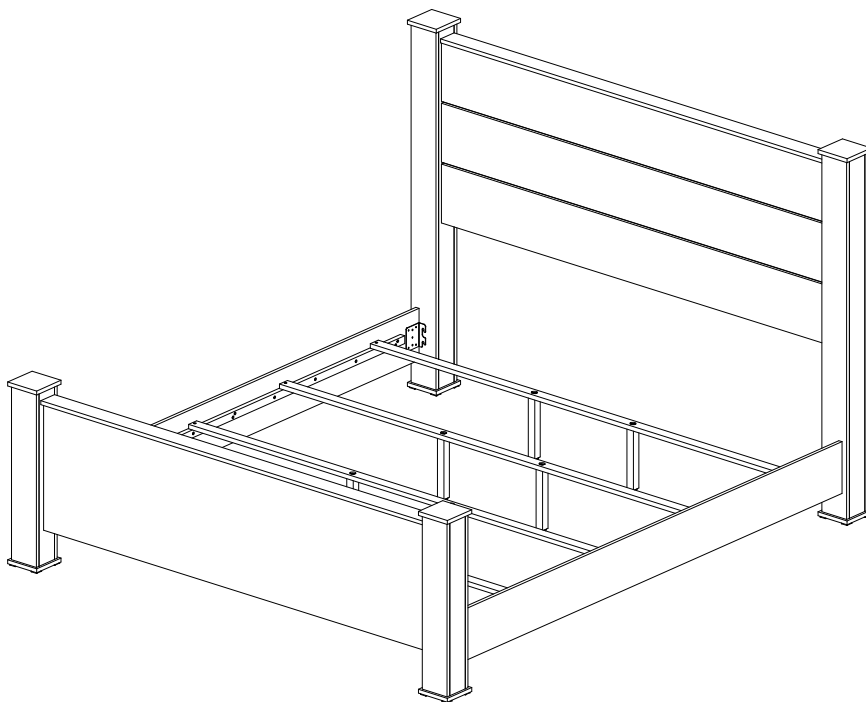


## ASSEMBLY INSTRUCTIONS COASTER FINE FURNITURE



*Fine Furniture for every stage of life*

**225101KE (B1&B2)**  
**Eastern King Bed**

# ITEM: 225101KE (B1&B2)

## ASSEMBLY INSTRUCTIONS



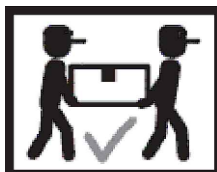
### ASSEMBLY TIPS:

1. Remove hardware from box and sort by size.
2. Please check to see that all hardware and parts are present prior to start of assembly.
3. Please follow attached instructions in the same sequence as numbered to assure fast & easy assembly.



### WARNING!

1. Don't attempt to repair or modify parts that are broken or defective. Please contact the store immediately.
2. This product is for home use only and not intended for commercial establishments.



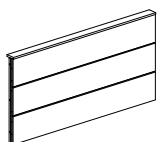
ASSEMBLY TIME

30 MINUTES

## PART IDENTIFICATION

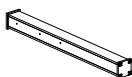
### B1 (BOX 1)

A HEADBOARD  
PANEL




1PC

B LEFT HEADBOARD  
LEG  
(WITH "L" LABEL)



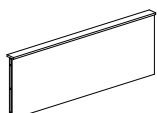
1PC

C RIGHT HEADBOARD  
LEG  
(WITH "R" LABEL)



1PC

D FOOTBOARD  
PANEL



1PC

E LEFT FOOTBOARD  
LEG  
(WITH "L" LABEL)



1PC

F RIGHT FOOTBOARD  
LEG  
(WITH "R" LABEL)



1PC

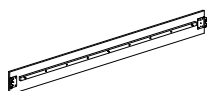
H BED SLAT SUPPORT  
WITH LEVELER



8PCS

### B2 (BOX 2)

I BED RAIL



2PCS

G BED SLAT



4PCS

# ITEM: 225101KE (B1&B2)

## ASSEMBLY INSTRUCTIONS



### ASSEMBLY TIPS:

1. Remove hardware from box and sort by size.
2. Please check to see that all hardware and parts are present prior to start of assembly.
3. Please follow attached instructions in the same sequence as numbered to assure fast & easy assembly.










### WARNING!

1. Don't attempt to repair or modify parts that are broken or defective. Please contact the store immediately.
2. This product is for home use only and not intended for commercial establishments.

## HARDWARE IDENTIFICATION

### Z-B1 (BOX 1) - HARDWARE IS LOCATED IN 225101KE (B1)

1	<b>SHORT BOLT</b> (M8 x 16MM - RBW)		8PCS
2	<b>BIG ALLEN WRENCH</b> (M5 x 68MM - BLK)		1PC
3	<b>LONG BOLT</b> (M6 x 40MM - RBW)		12PCS
4	<b>LOCK WASHER</b> (1/4" x 13Ø - RBW)		12PCS
5	<b>FLAT WASHER</b> (1/4" x 19Ø - RBW)		12PCS
6	<b>SMALL ALLEN WRENCH</b> (M4 x 110MM - BLK)		1PC
7	<b>FLAT HEAD SCREW</b> (M4 x 32MM - RBW)		8PCS

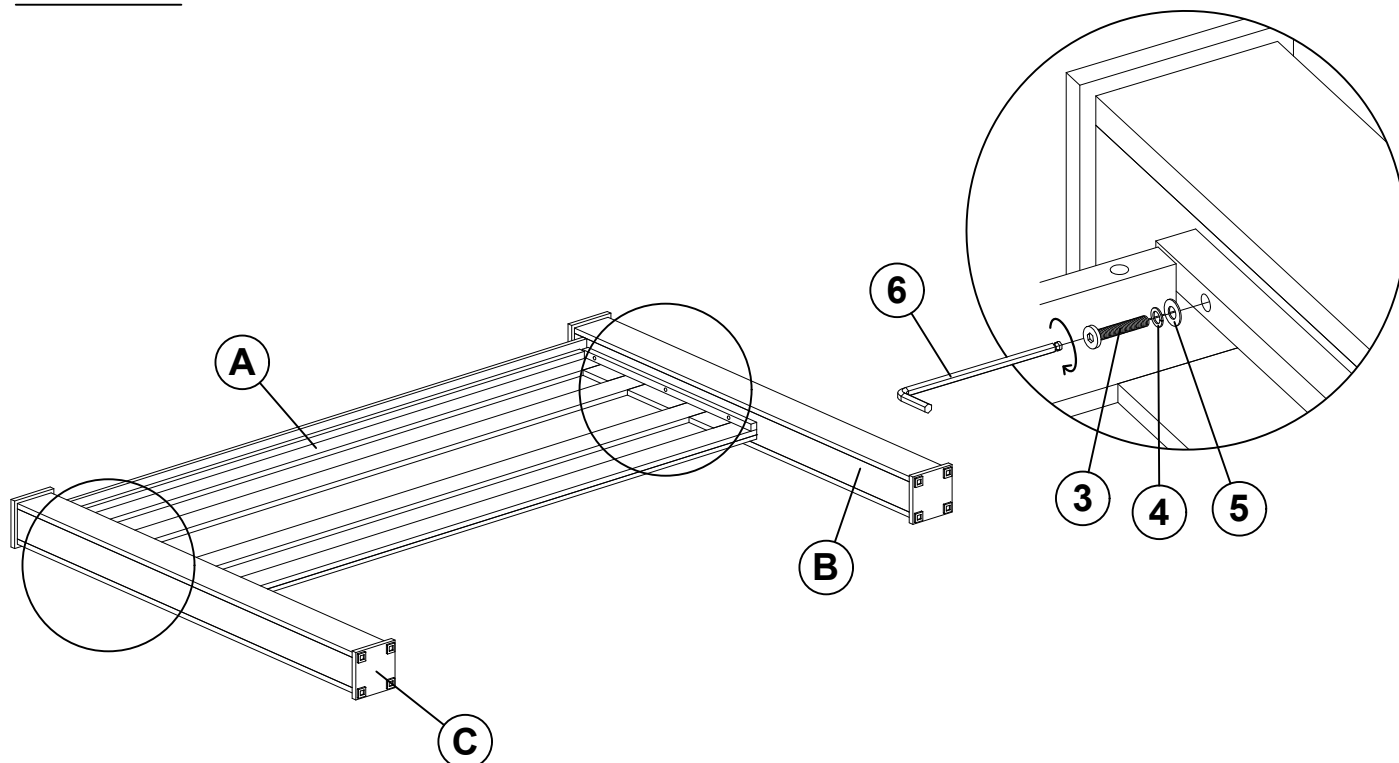
### NOTE:

Phillips head screw driver is required in the assembly process; however, manufacturer does not provided this item.

ITEM: **225101KE (B1&B2)**  
**ASSEMBLY INSTRUCTIONS**

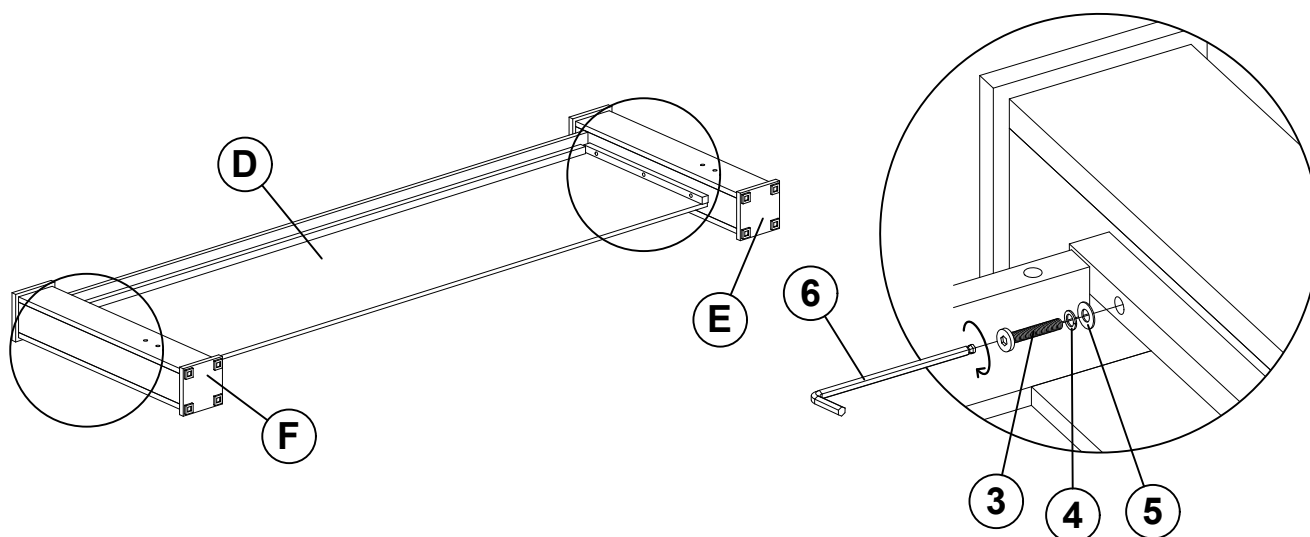


**STEP 1**



**\*\* BACK VIEW**

**STEP 2**

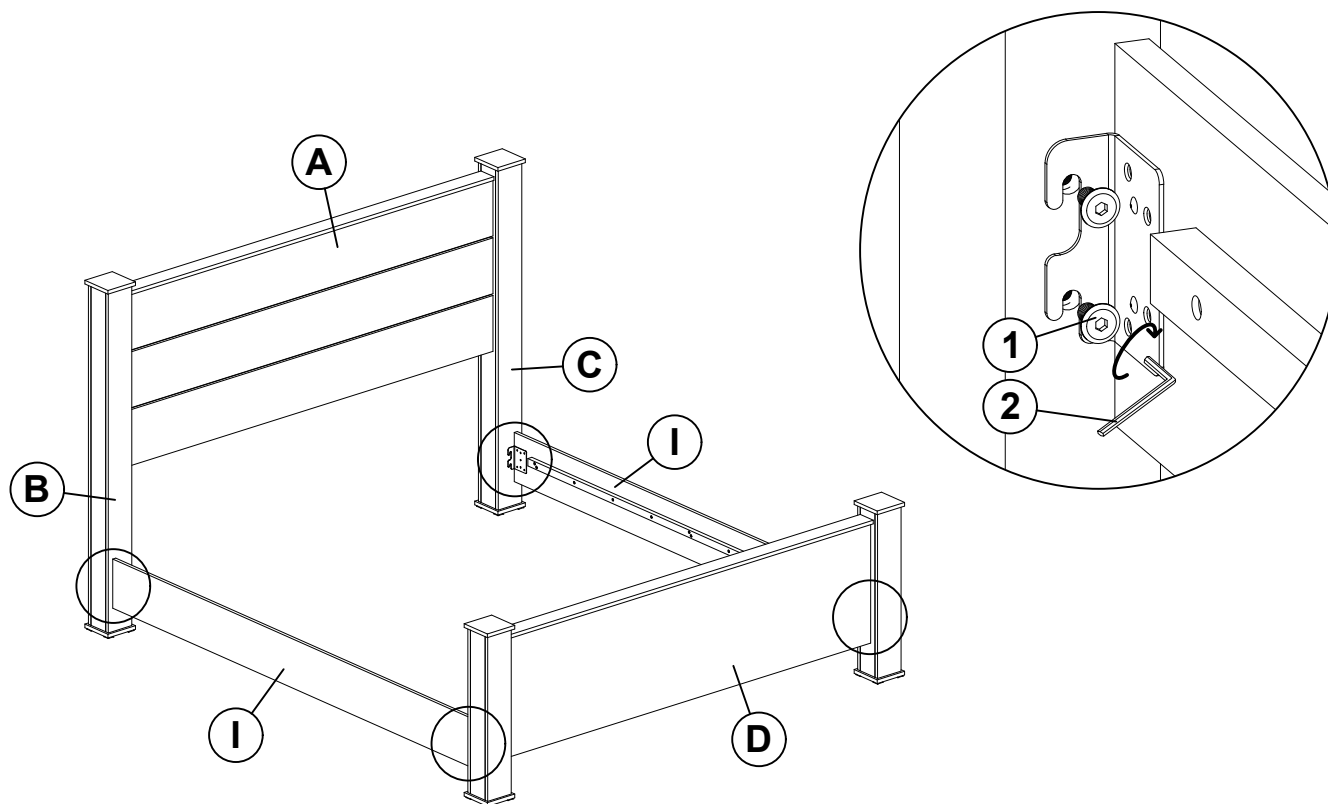


**\*\* BACK VIEW**

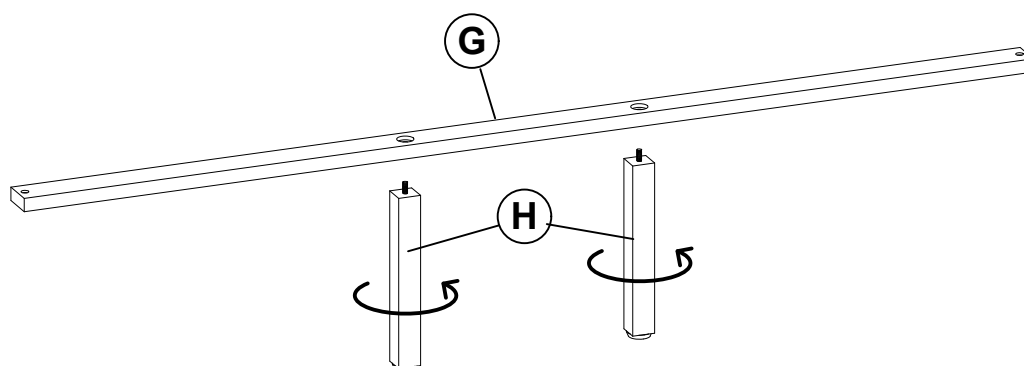
ITEM: **225101KE (B1&B2)**  
**ASSEMBLY INSTRUCTIONS**



**STEP 3**



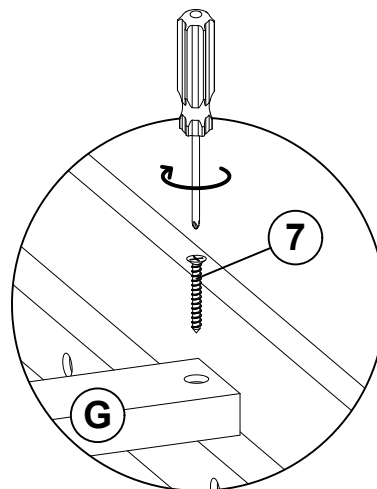
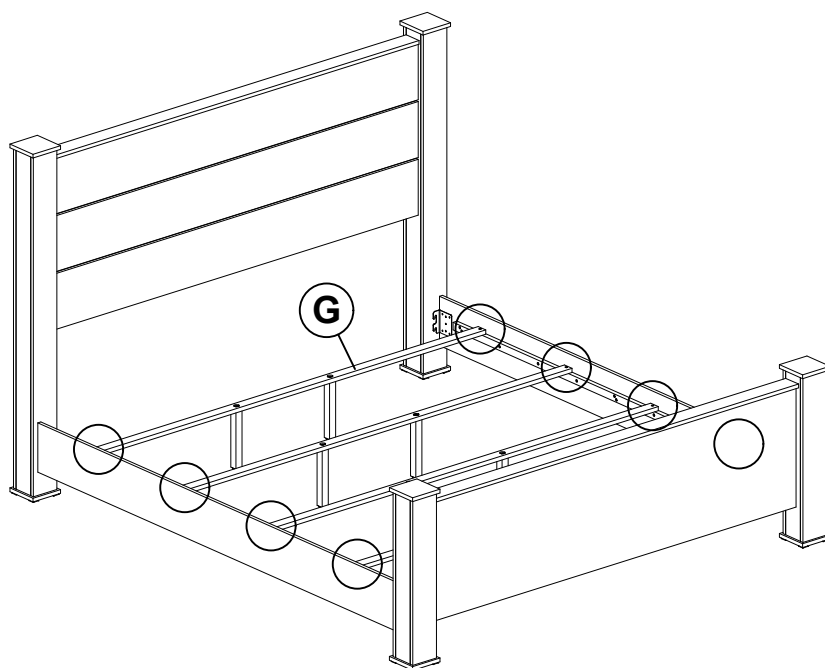
**STEP 4**



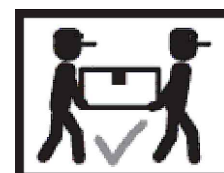
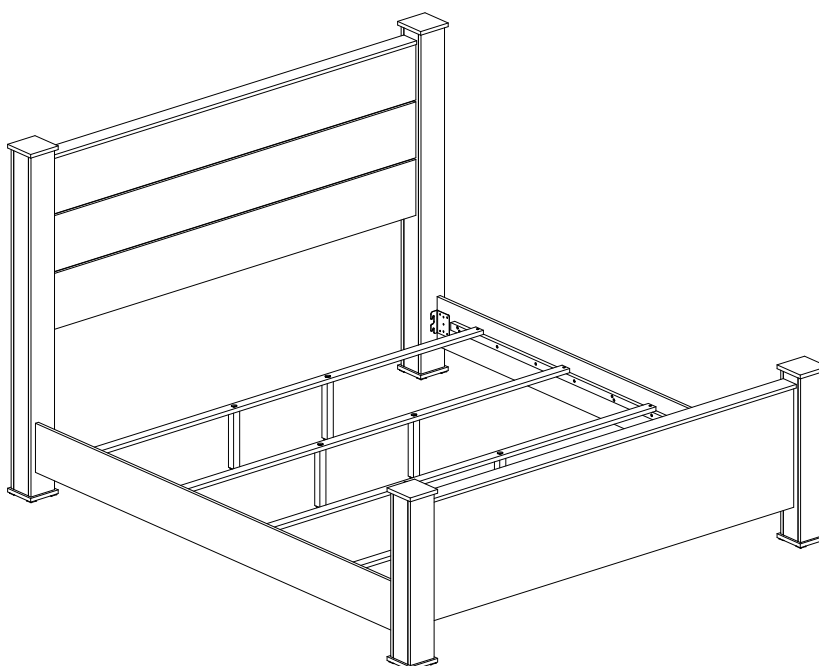
ITEM: **225101KE (B1&B2)**  
**ASSEMBLY INSTRUCTIONS**



**STEP 5**



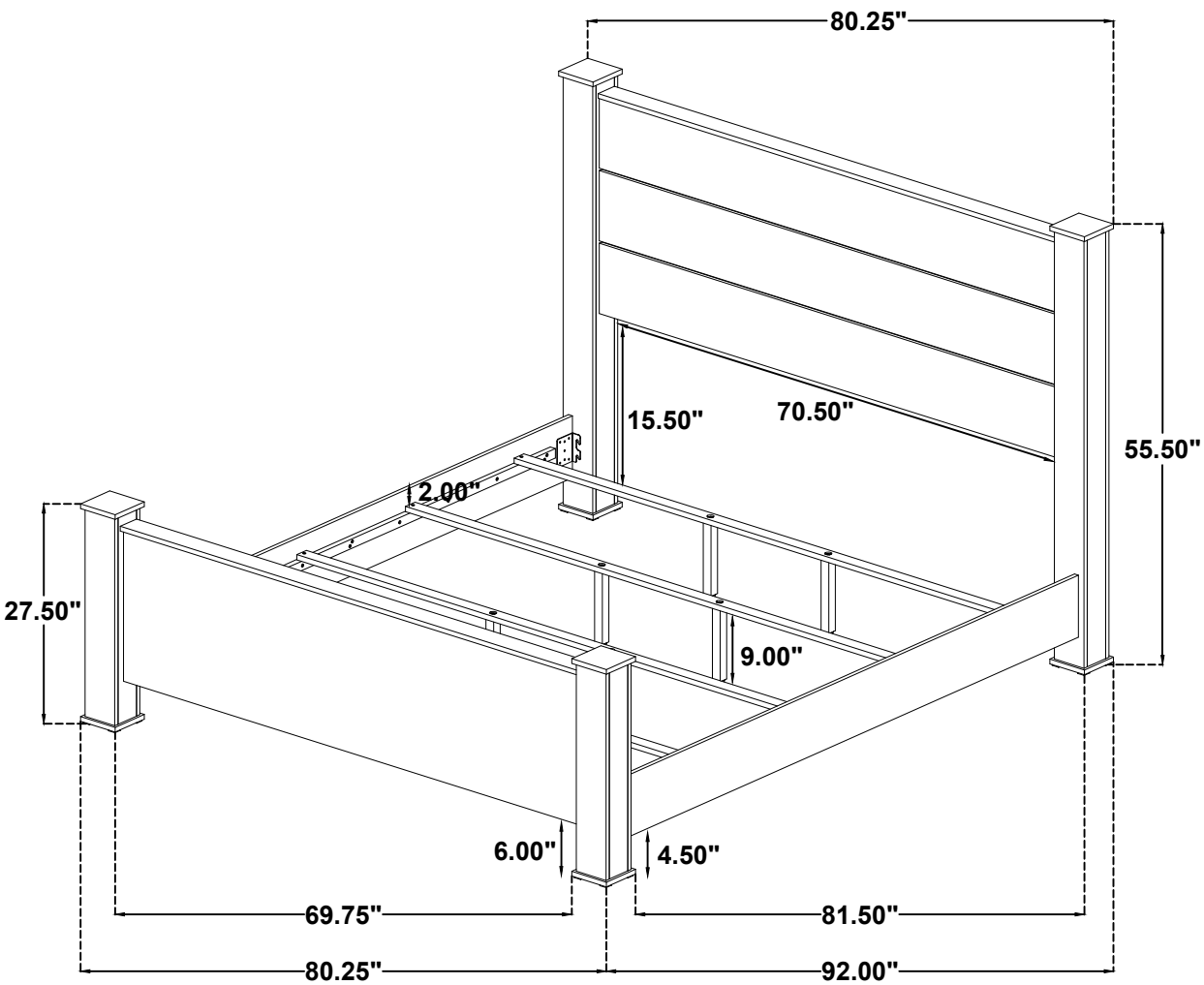
**STEP 6**  
**COMPLETE**



ITEM: **225101KE (B1&B2)**



Inner Size : 76.50"W X 81.00"D



Note : Dimension tolerance  $\pm 5\%$