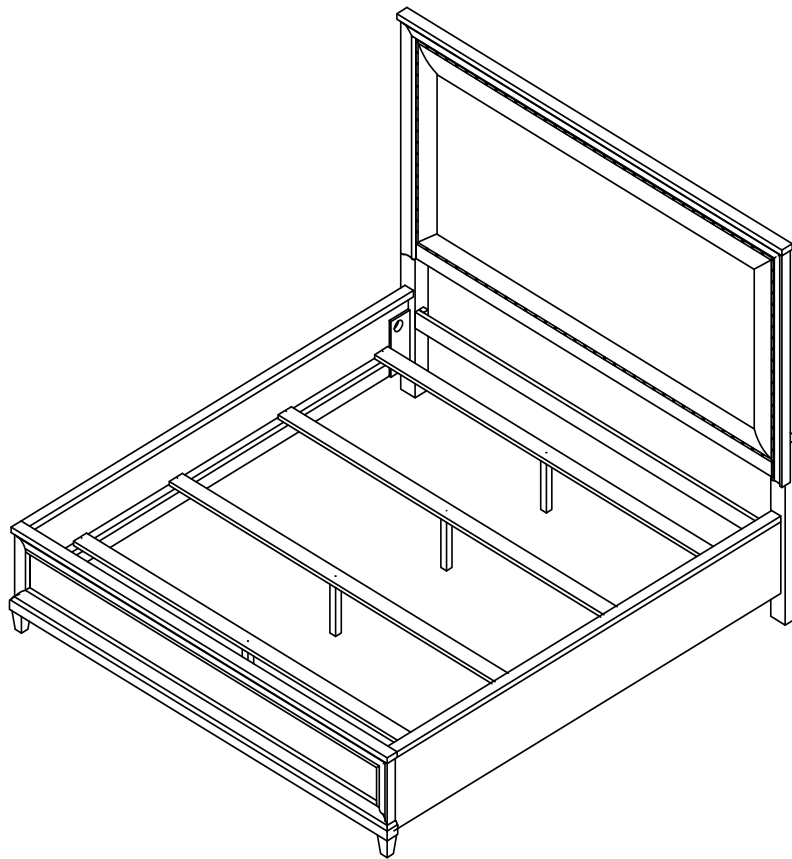


ASSEMBLY INSTRUCTIONS
COASTER FINE FURNITURE



Fine Furniture for every stage of life

215921Q(B1-B3)
Queen Bed

ITEM: 215921Q(B1-B3)



ASSEMBLY INSTRUCTIONS

ASSEMBLY TIPS:

1. Remove hardware from box and sort by size.
2. Please check to see that all hardware and parts are present prior to start of assembly.
3. Please follow attached instructions in the same sequence as numbered to assure fast & easy assembly.



WARNING!

1. Don't attempt to repair or modify parts that are broken or defective. Please contact the store immediately.
2. This product is for home use only and not intended for commercial establishments.



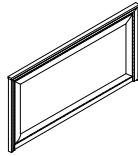
ASSEMBLY TIME

30 MINUTES

PARTS IDENTIFICATION

B1 (BOX 1)

A HEADBOARD PANEL



1PC

C LEFT HEADBOARD LEG



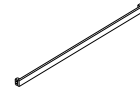
1PC

B RIGHT HEADBOARD LEG



1PC

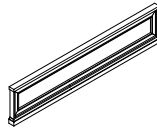
D HEADBOARD BOTTOM RAIL



1PC

B2 (BOX 2)

E FOOTBOARD PANEL



1PC

G LEFT FOOTBOARD LEG



1PC

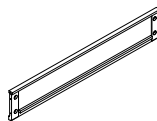
F RIGHT FOOTBOARD LEG



1PC


B3 (BOX 3)

H BED RAIL



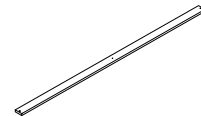
2PCS

J BED SLAT SUPPORT WITH LEVELER



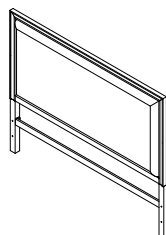
4PCS

I BED SLAT



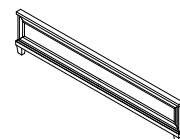
4PCS

HB 215921Q(B1)
FROM BOX 1
HEADBOARD
COMPLETE



1PC

FB 215921Q(B2)
FROM BOX 2
FOOTBOARD
COMPLETE



1PC

NOTE:

Phillips head screw driver is required in the assembly process; however, manufacturer does not provide this item.

ITEM: 215921Q(B1-B3)



ASSEMBLY INSTRUCTIONS

ASSEMBLY TIPS:

1. Remove hardware from box and sort by size.
2. Please check to see that all hardware and parts are present prior to start of assembly.
3. Please follow attached instructions in the same sequence as numbered to assure fast & easy assembly.







WARNING!

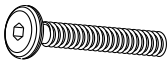



1. Don't attempt to repair or modify parts that are broken or defective. Please contact the store immediately.
2. This product is for home use only and not intended for commercial establishments.

HARDWARE IDENTIFICATION






Z-B1(BOX 1) - HARDWARE PACK IS LOCATED IN 215921Q(B1)

1	LONG BOLT (\emptyset 5/16" x 50MM - RBW)		10PCS	3	FLAT WASHER (\emptyset 5/16" - RBW)		10PCS
2	LOCK WASHER (\emptyset 5/16" - RBW)		10PCS	4	ALLEN WRENCH (4MMx60MM - RBW)		1PC

Z-B2(BOX 2) - HARDWARE PACK IS LOCATED IN 215921Q(B2)

5	SHORT BOLT (\emptyset 5/16" x 38MM - RBW)		4PCS	7	FLAT WASHER (\emptyset 5/16" - RBW)		4PCS
6	LOCK WASHER (\emptyset 5/16" - RBW)		4PCS	8	ALLEN WRENCH (4MMx60MM - RBW)		1PC

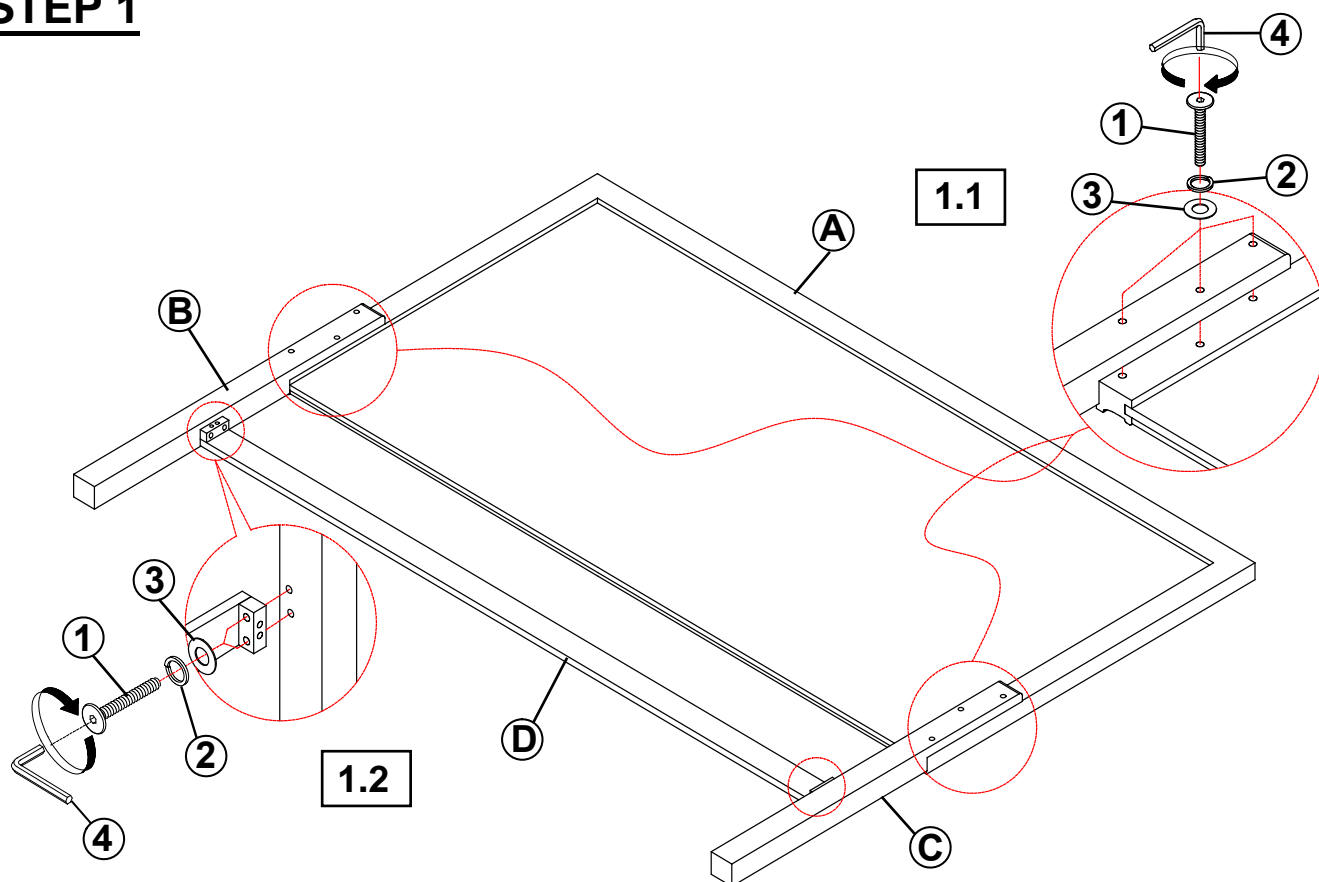
Z-B3(BOX 3) - HARDWARE PACK IS LOCATED IN 215921Q(B3)

9	THREADED BOLT (\emptyset 5/16" x 90MM - RBW)		8PCS	12	WRENCH (14MM - RBW)		1PC
10	HALF ROUND NUT (\emptyset 5/16" - RBW)		8PCS	13	FLAT HEAD SCREW (\emptyset 4 x 30MM - RBW)		8PCS
11	HEX NUT (\emptyset 5/16" x 14MM - RBW)		8PCS				

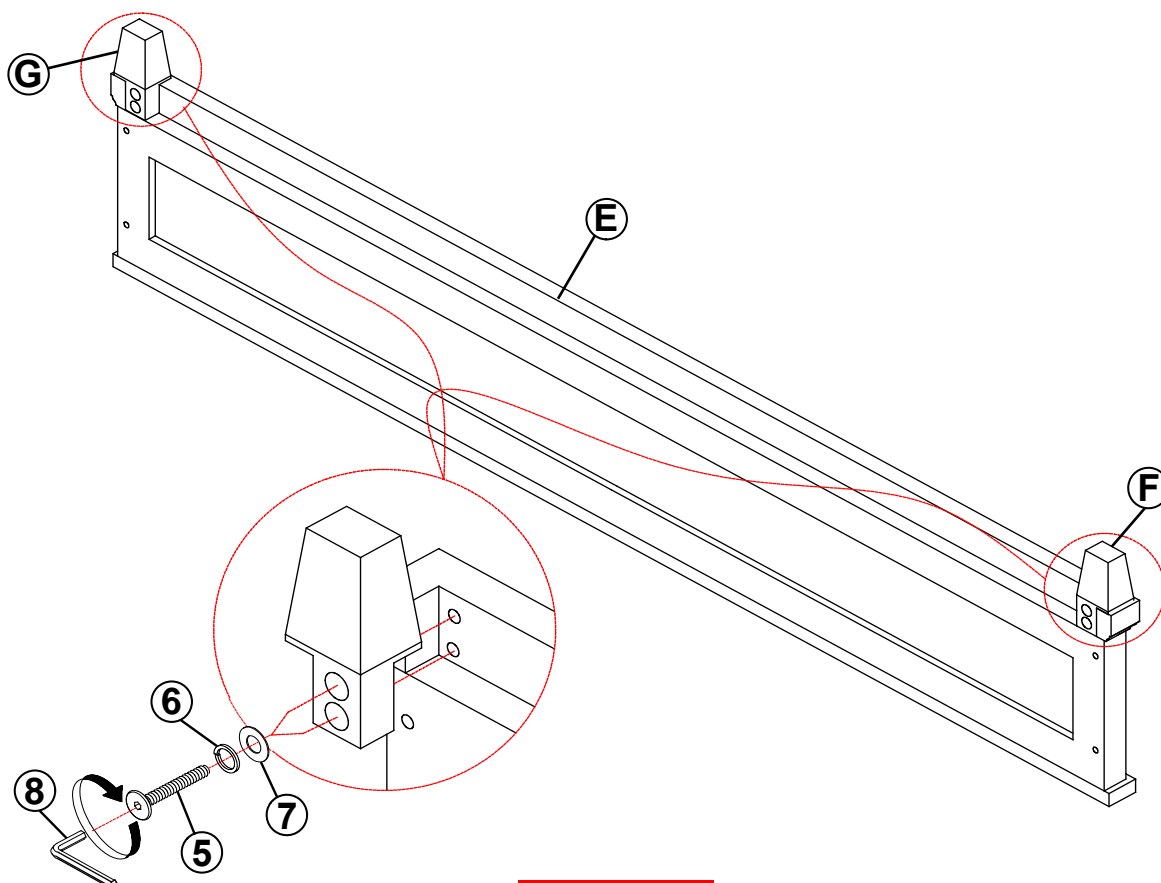
NOTE:

Phillips head screw driver is required in the assembly process; however, manufacturer does not provide this item.

STEP 1



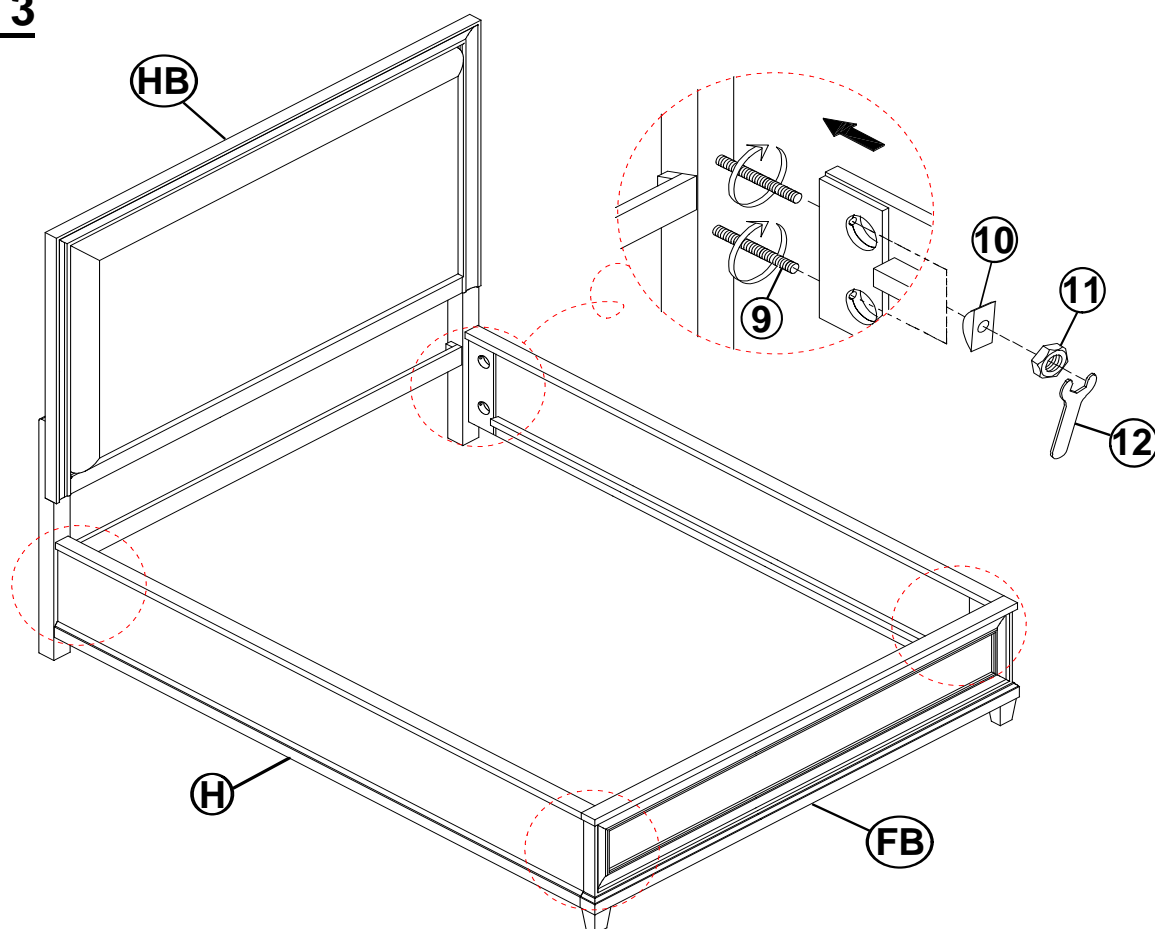
STEP 2



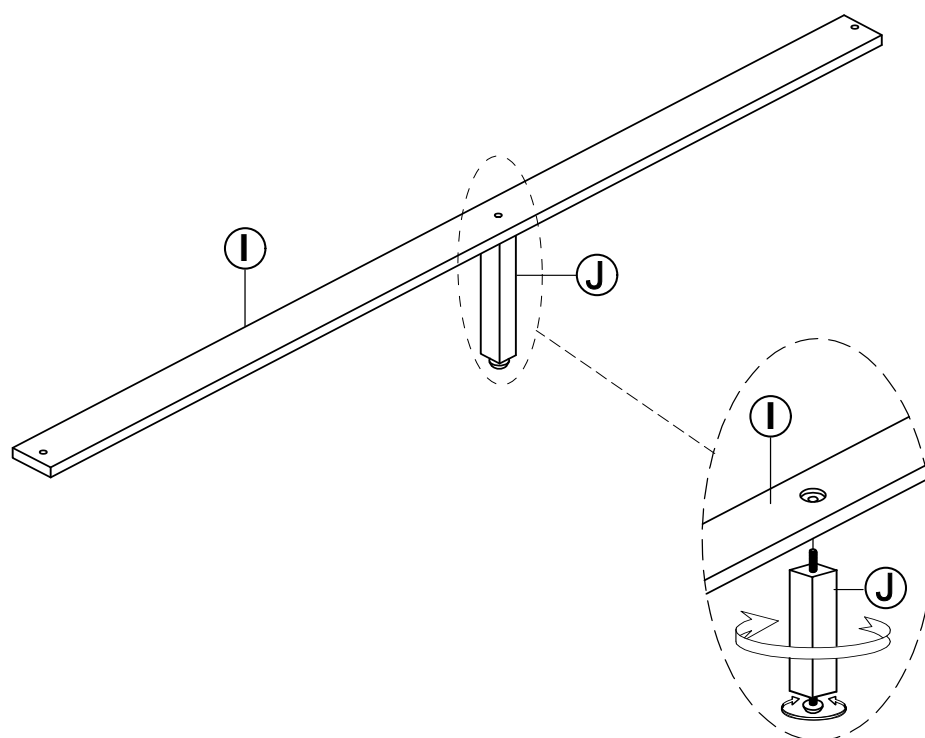
ITEM: **215921Q(B1-B3)**

ASSEMBLY INSTRUCTIONS

STEP 3



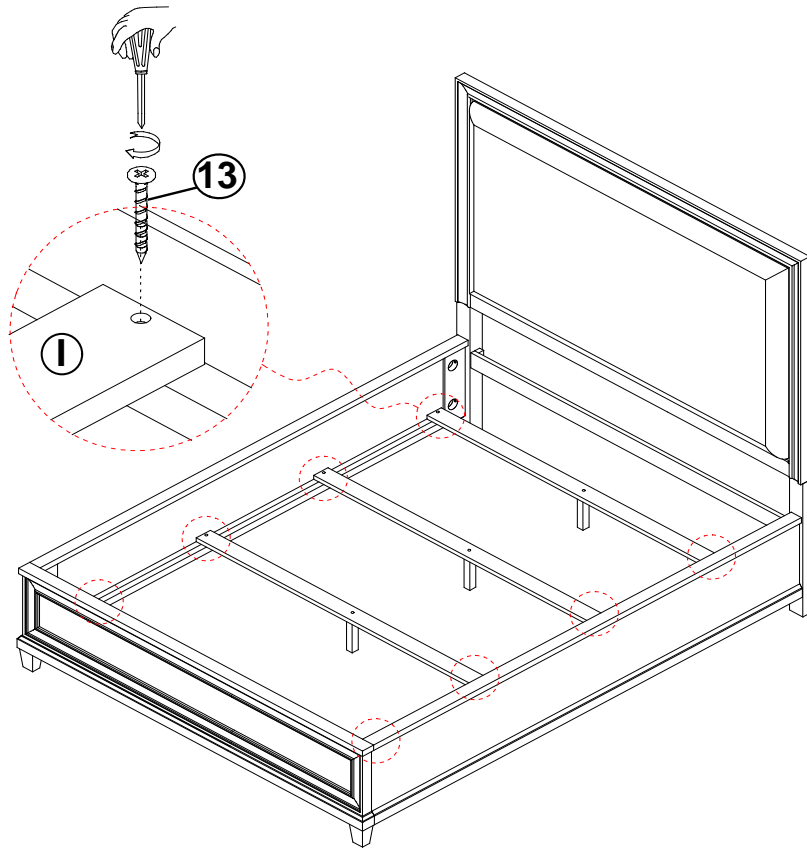
STEP 4



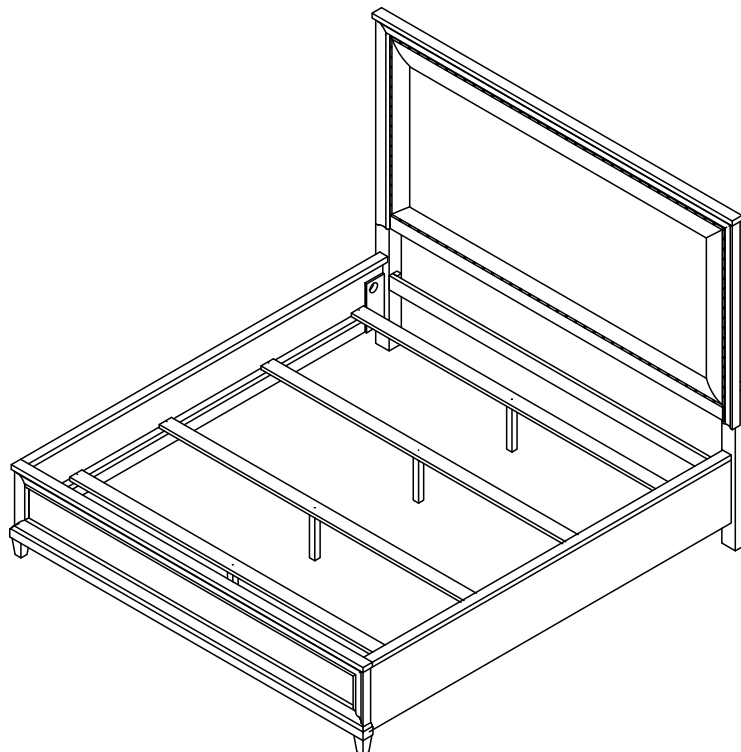
ITEM: **215921Q(B1-B3)**

ASSEMBLY INSTRUCTIONS

STEP 5



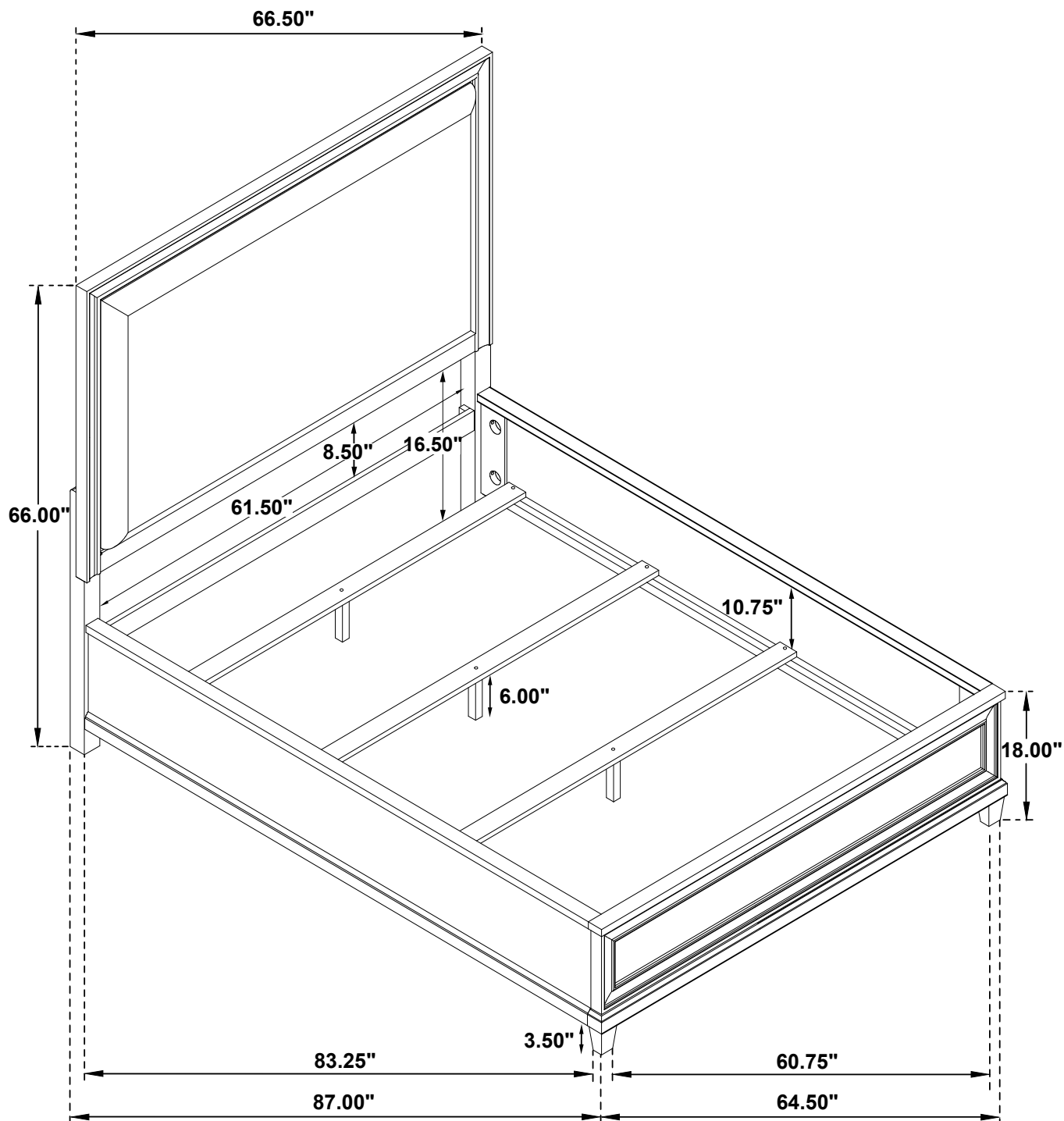
STEP 6
COMPLETE



ITEM: **215921Q(B1-B3)**



Inner Size : 61.00"W X 81.50"D



Note: Dimension tolerance $\pm 5\%$