



ASSEMBLY INSTRUCTIONS COASTER FINE FURNITURE



Fine Furniture for every stage of life

203511F (B1&B2)
Full Bed

ITEM: 203511F (B1&B2)



ASSEMBLY INSTRUCTIONS

ASSEMBLY TIPS:

1. Remove hardware from box and sort by size.
2. Please check to see that all hardware and parts are present prior to start of assembly.
3. Please follow attached instructions in the same sequence as numbered to assure fast & easy assembly.



WARNING!

1. Don't attempt to repair or modify parts that are broken or defective. Please contact the store immediately.
2. This product is for home use only and not intended for commercial establishments.



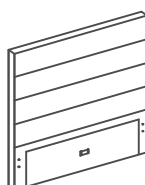
ASSEMBLY TIME

20 MINUTES

PARTS IDENTIFICATION

B1 (BOX 1)

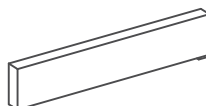
A HEADBOARD



1PC

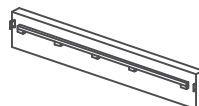
B2 (BOX 2)

B FOOTBOARD



1PC

C BED RAIL



2PCS

D BED SLAT




26PCS

E BED SLAT SUPPORT



2PCS

F CENTER RAIL



1PC

G BED SLAT
CENTER HOLDER



13PCS

H BED SLAT
END HOLDER



26PCS

NOTE:

Phillips head screw driver is required in the assembly process; however, manufacturer does not provide this item.

ITEM: 203511F (B1&B2)



ASSEMBLY INSTRUCTIONS

ASSEMBLY TIPS:

1. Remove hardware from box and sort by size.
2. Please check to see that all hardware and parts are present prior to start of assembly.
3. Please follow attached instructions in the same sequence as numbered to assure fast & easy assembly.






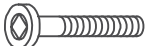




WARNING!

1. Don't attempt to repair or modify parts that are broken or defective. Please contact the store immediately.
2. This product is for home use only and not intended for commercial establishments.

HARDWARE IDENTIFICATION

Z-B2 (BOX 2) - HARDWARE PACK IS LOCATED IN 203511F (B2)

1	SMALL ALLEN WRENCH (M4 x 65mm - BLK)		1PC
2	BIG ALLEN WRENCH (M5 x 70mm - BLK)		1PC
3	SHORT FLAT HEAD SCREW (M3.5 x 16mm - RBW)		6PCS
4	LONG FLAT HEAD SCREW (M4 x 25mm - RBW)		2PCS
5	SHORT BOLT (M8 x 30mm - BLK)		8PCS
6	LONG BOLT (M6 x 40mm - BLK)		2PCS
7	LEVELER		2PCS
8	METAL BRACKET		2PCS

NOTE:

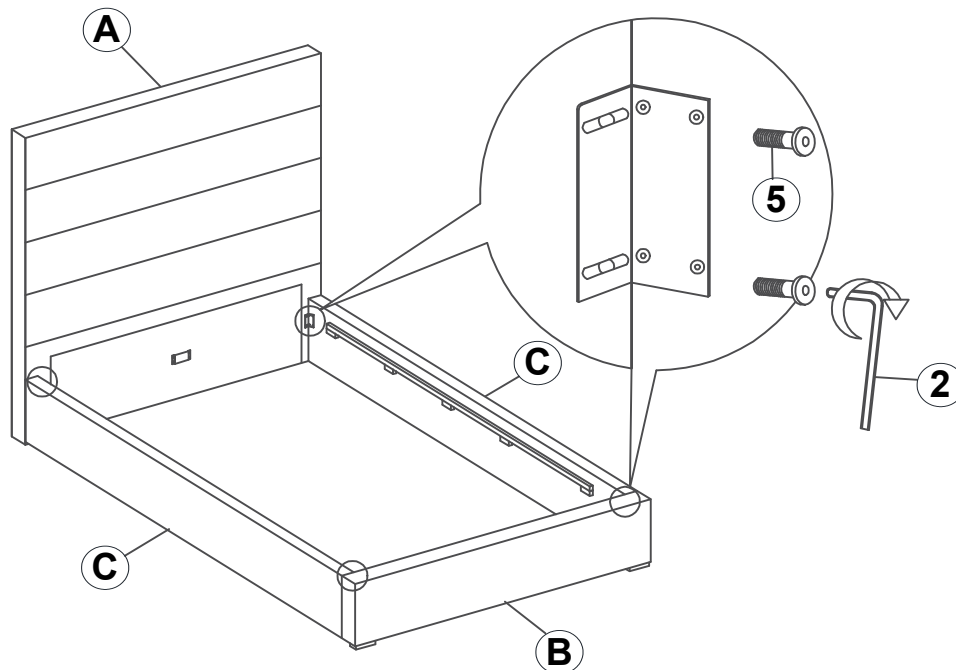
Phillips head screw driver is required in the assembly process; however, manufacturer does not provide this item.

ITEM: **203511F (B1&B2)**

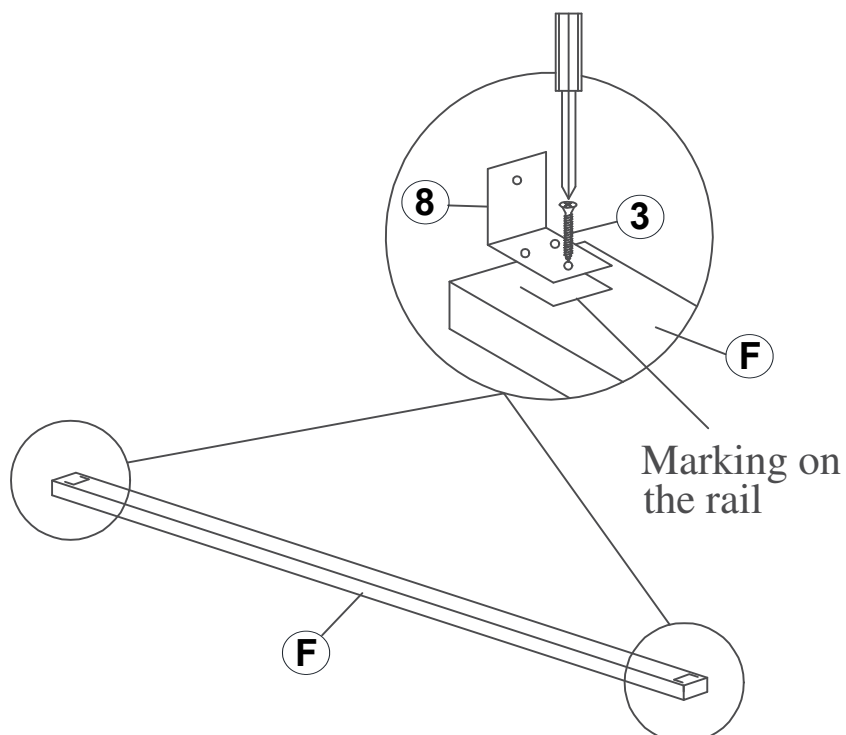


ASSEMBLY INSTRUCTIONS

STEP 1



STEP 2



****BACK VIEW****

ITEM: 203511F (B1&B2)

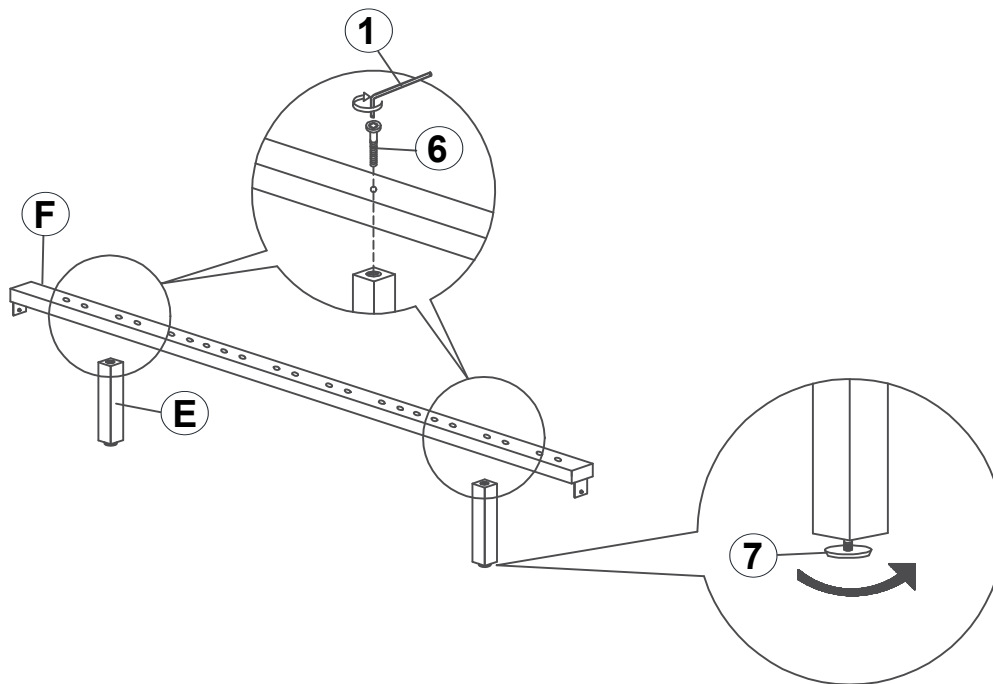


ASSEMBLY INSTRUCTIONS

STEP 3

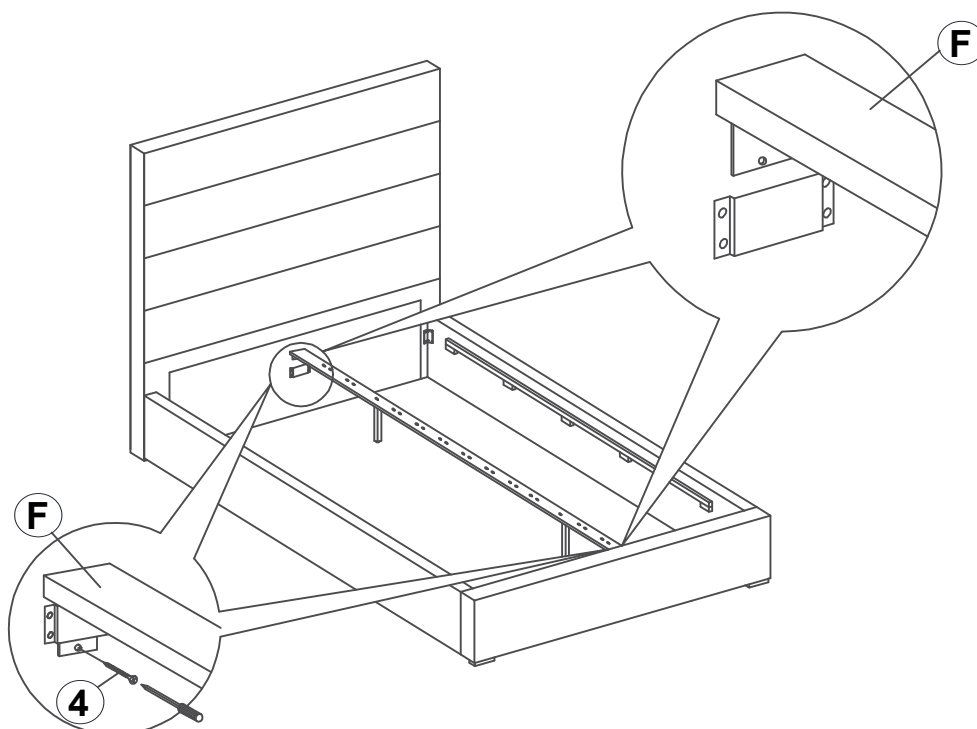
ATTENTION:

Please keep the leveler around 5 to 8 mm distance away from the floor.



STEP 4

Please ensure that (4) screw is being attached as shown to avoid the base being collapse.

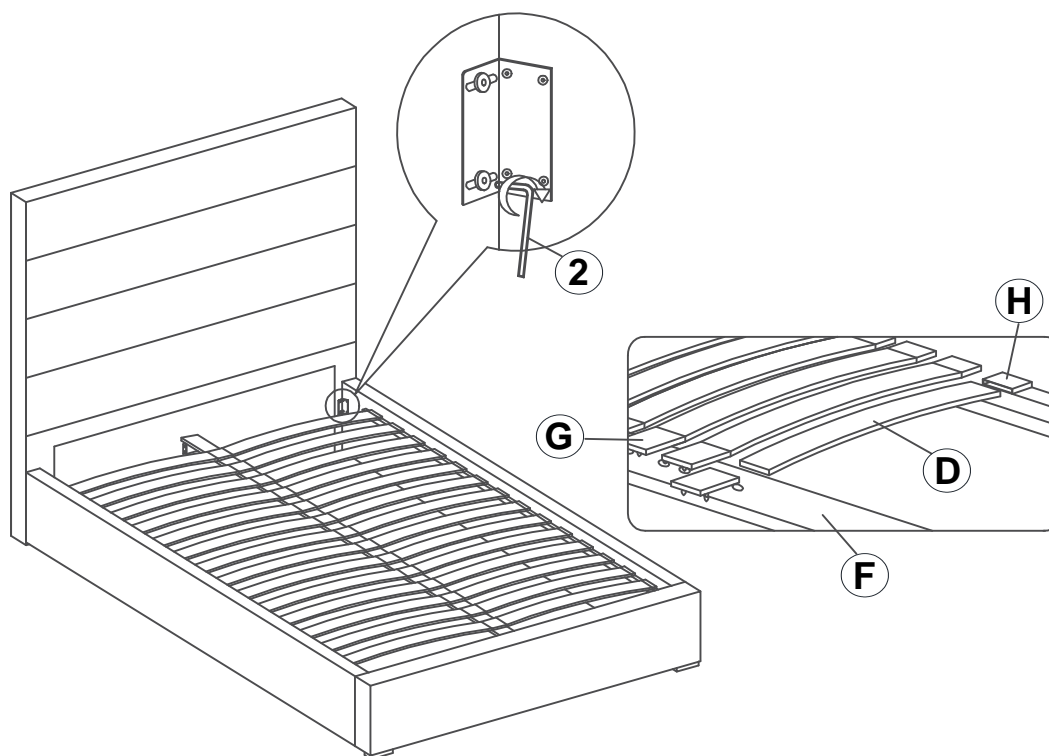


ITEM: **203511F (B1&B2)**

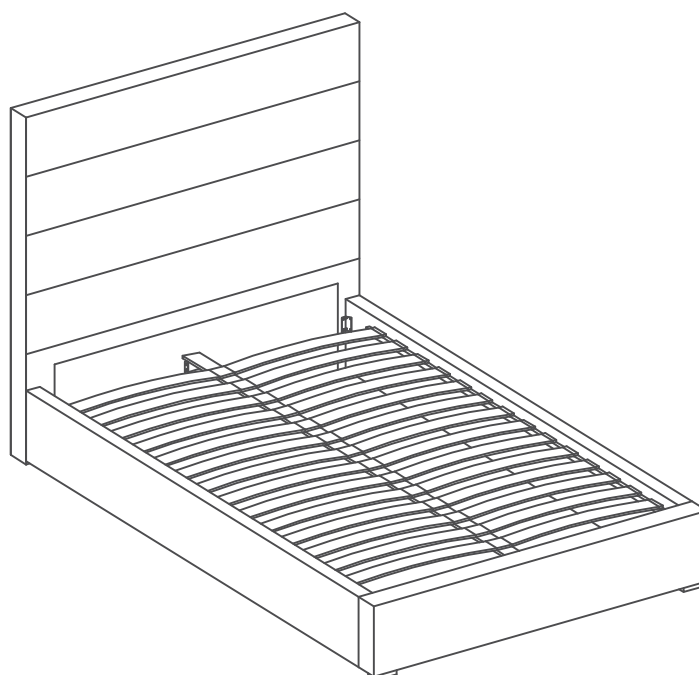
ASSEMBLY INSTRUCTIONS



STEP 5



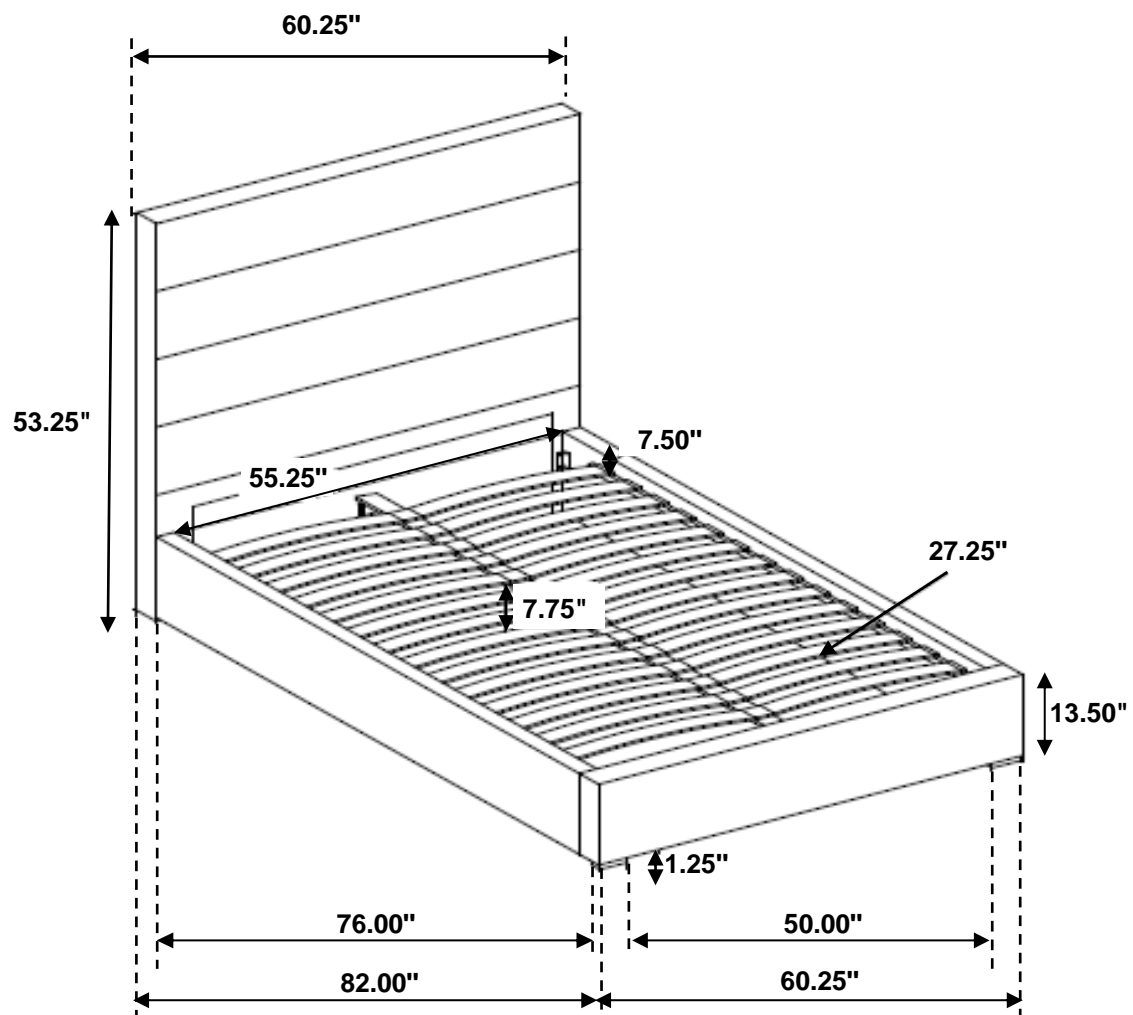
STEP 6 **COMPLETE**



ITEM: **203511F (B1&B2)**



Inner Size : 55.25"W X 76.00"D



Note: Dimension tolerance $\pm 5\%$