



ASSEMBLY INSTRUCTIONS COASTER FINE FURNITURE



Fine Furniture for every stage of life

315911BLKQ(B1&B2)
Queen Bed

ITEM: 315911BLKQ(B1&B2)



ASSEMBLY INSTRUCTIONS

ASSEMBLY TIPS:

- 1. Remove hardware from box and sort by size.
- 2. Please check to see that all hardware and parts are present prior to start of assembly.
- 3. Please follow attached instructions in the same sequence as numbered to assure fast & easy assembly.



WARNING!

- 1. Don't attempt to repair or modify parts that are broken or defective. Please contact the store immediately.
- 2. This product is for home use only and not intended for commercial establishments.

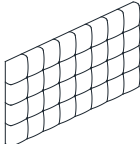





ASSEMBLY TIME

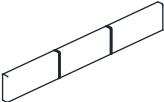
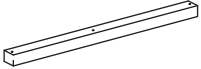


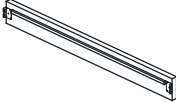
20 MINUTES

PARTS IDENTIFICATION

B1 (BOX 1)

A	HEADBOARD PANEL		1PC	C	RIGHT HEADBOARD LEG (WITH "R" LABEL)		1PC
B	LEFT HEADBOARD LEG (WITH "L" LABEL)		1PC	D	ROLL SLAT (23PCS)		1SET

B2 (BOX 2)

E	FOOTBOARD PANEL		1PC	H	CENTER RAIL		1PC
F	FOOTBOARD LEG		2PCS	I	CENTER RAIL SUPPORT WITH LEVELER		3PCS
G	BED RAIL		2PCS				

NOTE:

Phillips head screw driver is required in the assembly process; however, manufacturer does not provided this item.

ITEM: 315911BLKQ(B1&B2)



ASSEMBLY INSTRUCTIONS

ASSEMBLY TIPS:

1. Remove hardware from box and sort by size.
2. Please check to see that all hardware and parts are present prior to start of assembly.
3. Please follow attached instructions in the same sequence as numbered to assure fast & easy assembly.



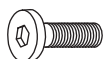
WARNING!

1. Don't attempt to repair or modify parts that are broken or defective. Please contact the store immediately.
2. This product is for home use only and not intended for commercial establishments.

HARDWARE IDENTIFICATION

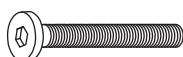
Z-B2 (BOX 2) - HARDWARE PACK IS LOCATED IN 315911BLKQ (B2)

1 SHORT BOLT
(M8 x 20MM - RBW)



8PCS

2 LONG BOLT
(M6 x 50MM - RBW)



8PCS

3 LOCK WASHER
(1/4" x 12 Ø - RBW)



6PCS

4 FLAT WASHER
(1/4" x 19 Ø - RBW)



6PCS

5 WOOD DOWEL
(M8Ø x 30MM)



2PCS

6 FLAT HEAD SCREW
(M4 x 32MM - RBW)



6PCS

7 SMALL ALLEN WRENCH
(M4 x 100MM - BLK)



1PC

8 BIG ALLEN WRENCH
(M5 x 65MM - BLK)



1PC

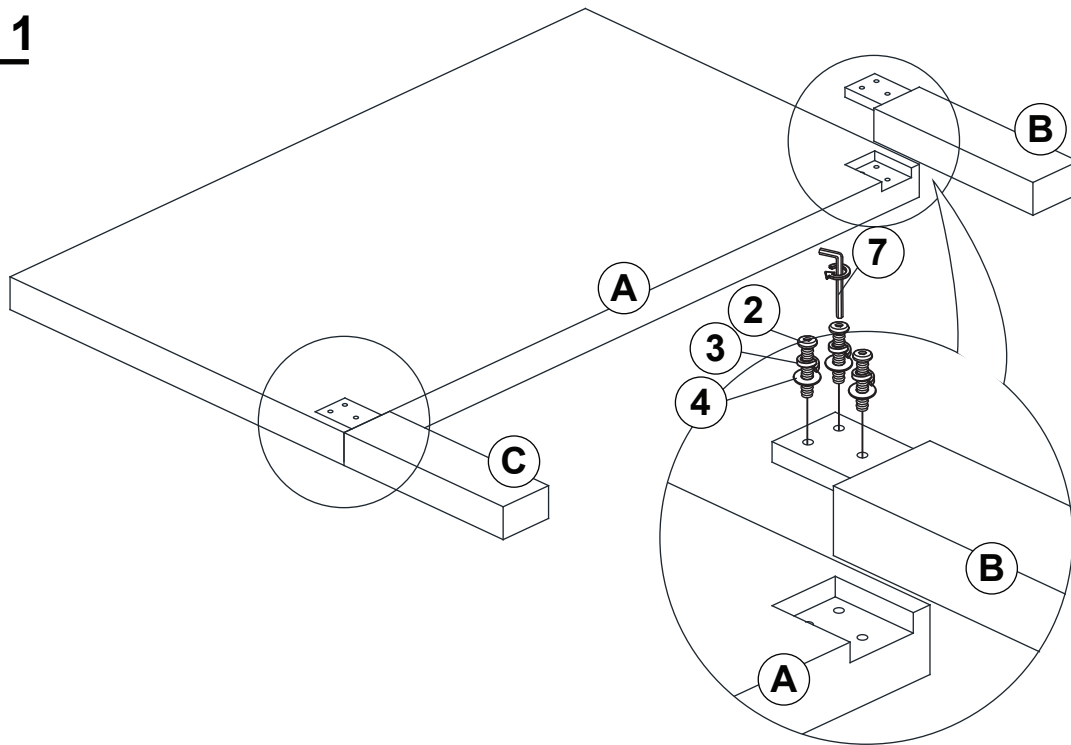
NOTE:

Phillips head screw driver is required in the assembly process; however, manufacturer does not provided this item.

ITEM: **315911BLKQ(B1&B2)**

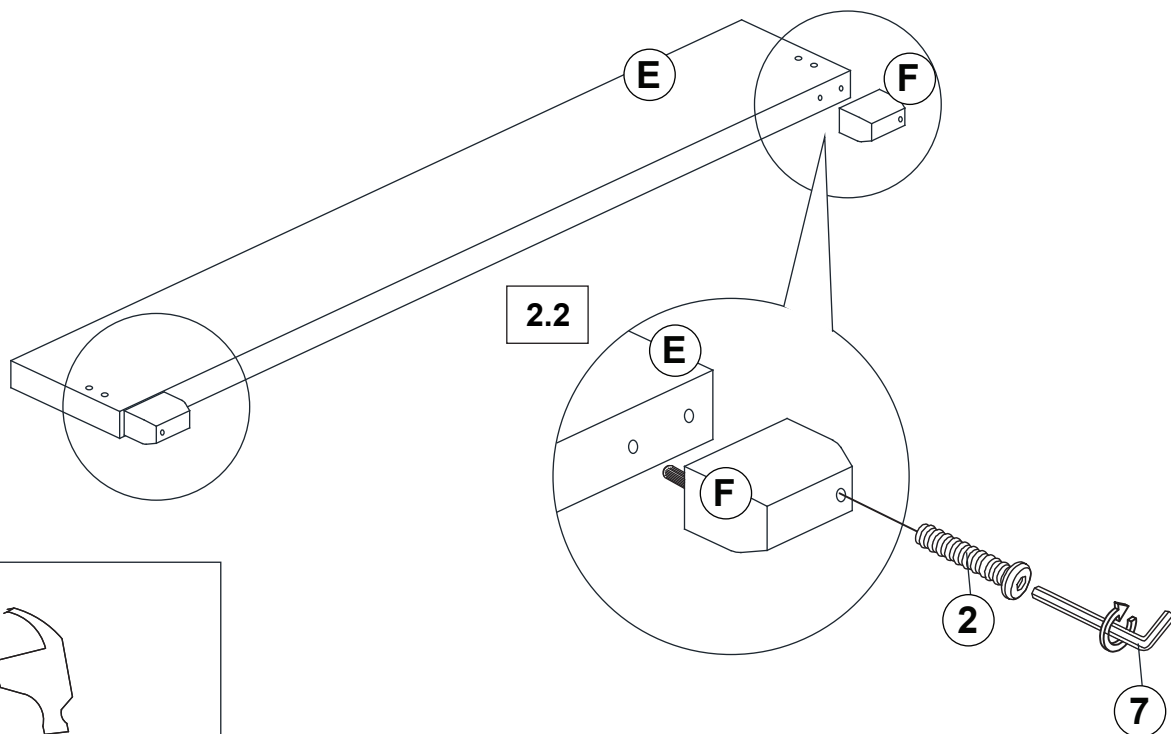
ASSEMBLY INSTRUCTIONS

STEP 1



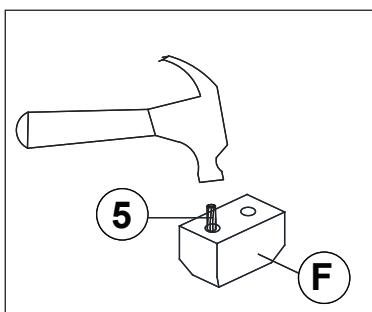
***BACK VIEW**

STEP 2



2.1

2.2

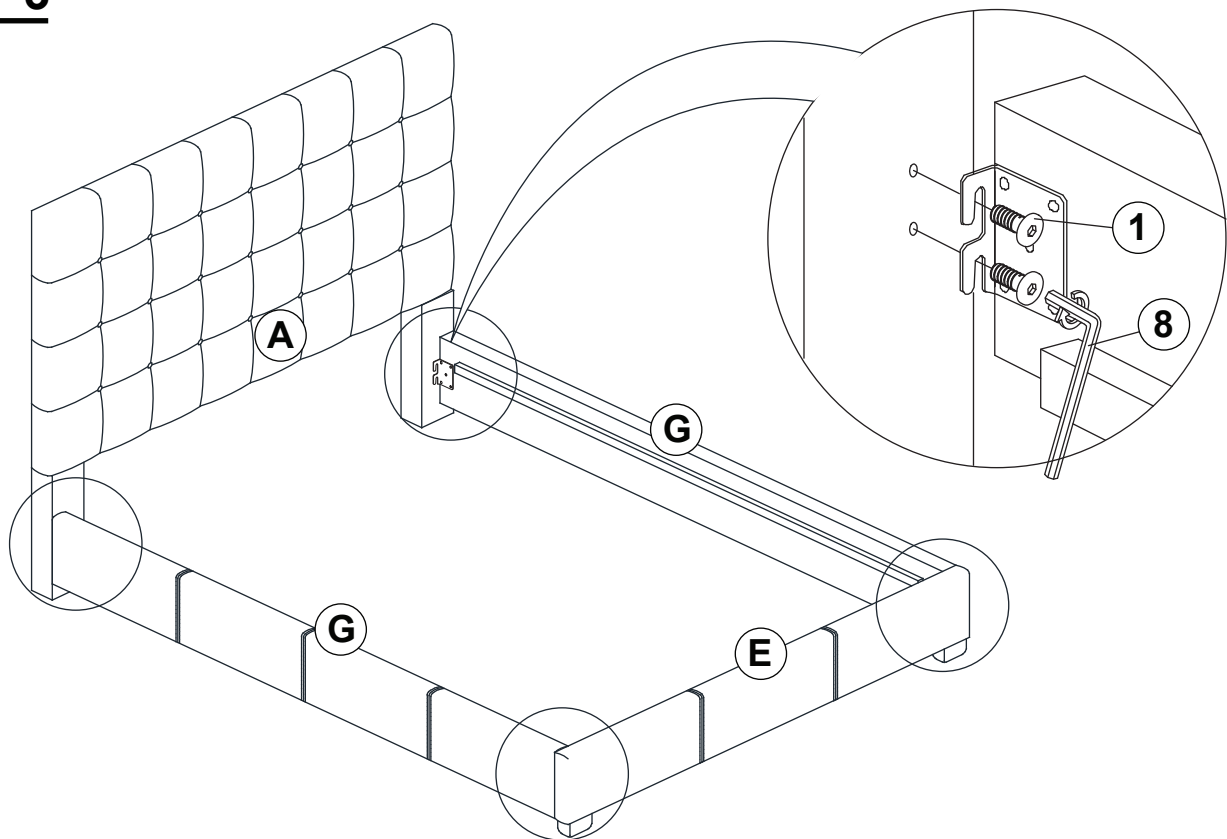


ITEM: **315911BLKQ(B1&B2)**

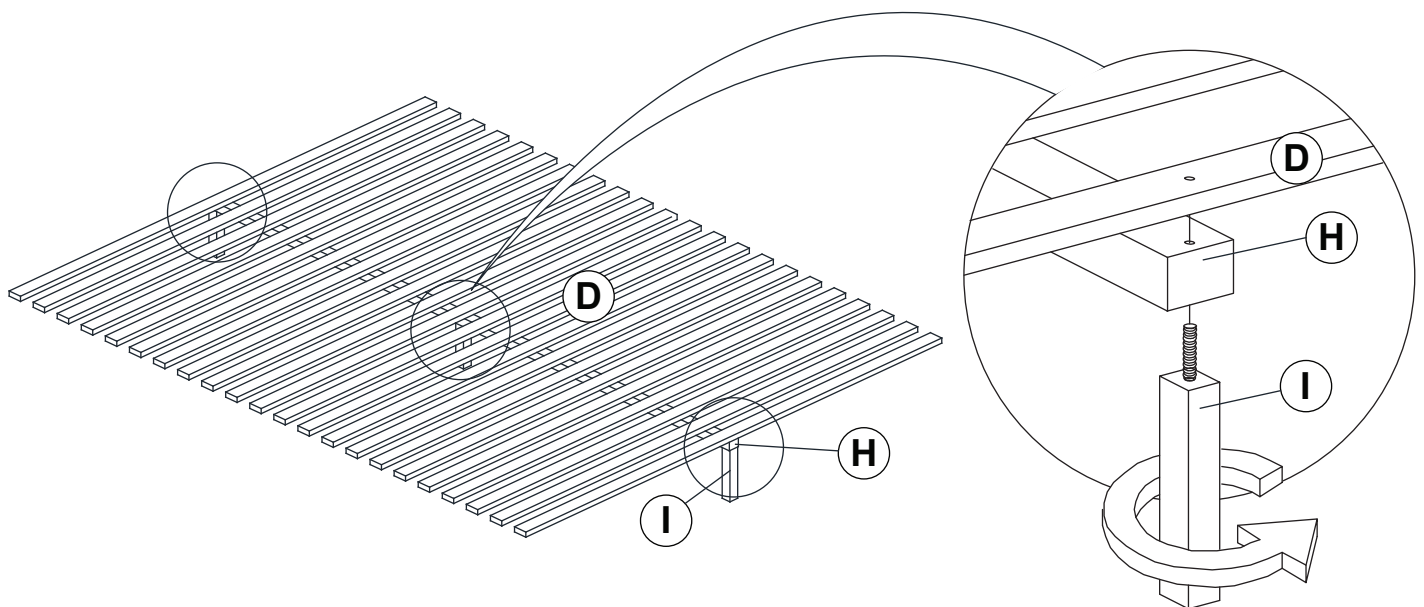


ASSEMBLY INSTRUCTIONS

STEP 3



STEP 4

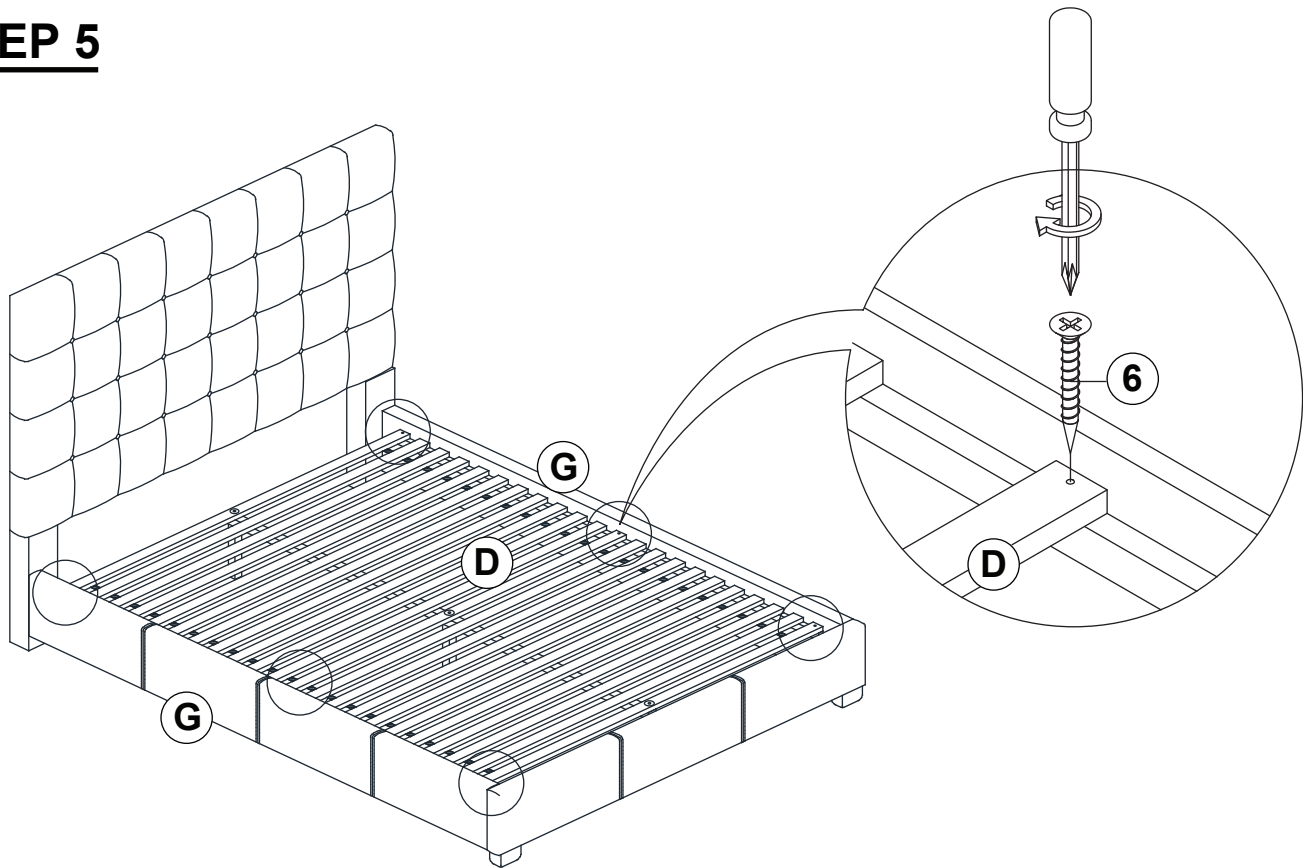


ITEM: **315911BLKQ(B1&B2)**



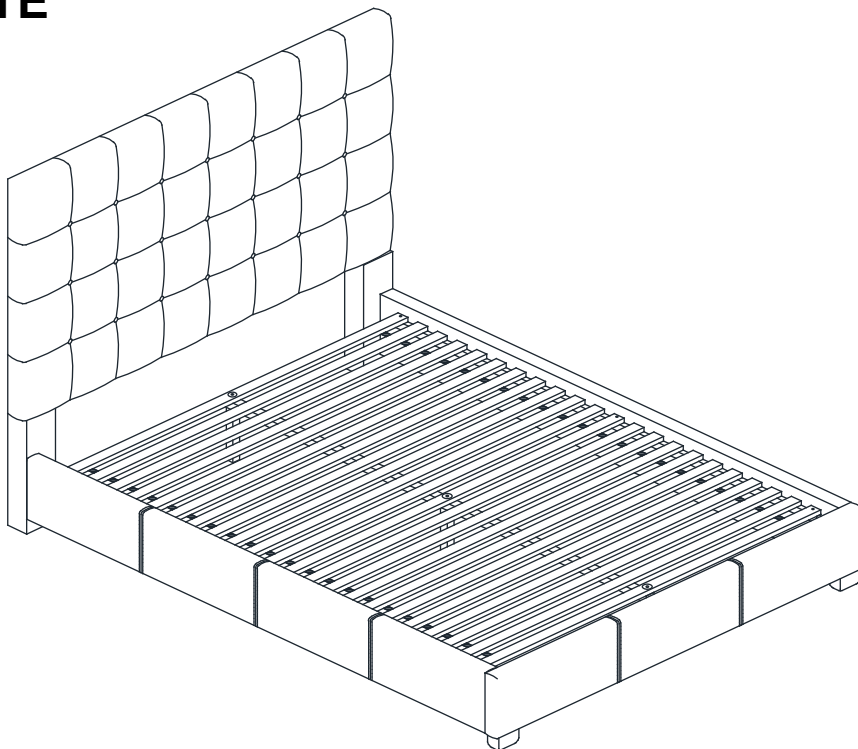
ASSEMBLY INSTRUCTIONS

STEP 5



STEP 6

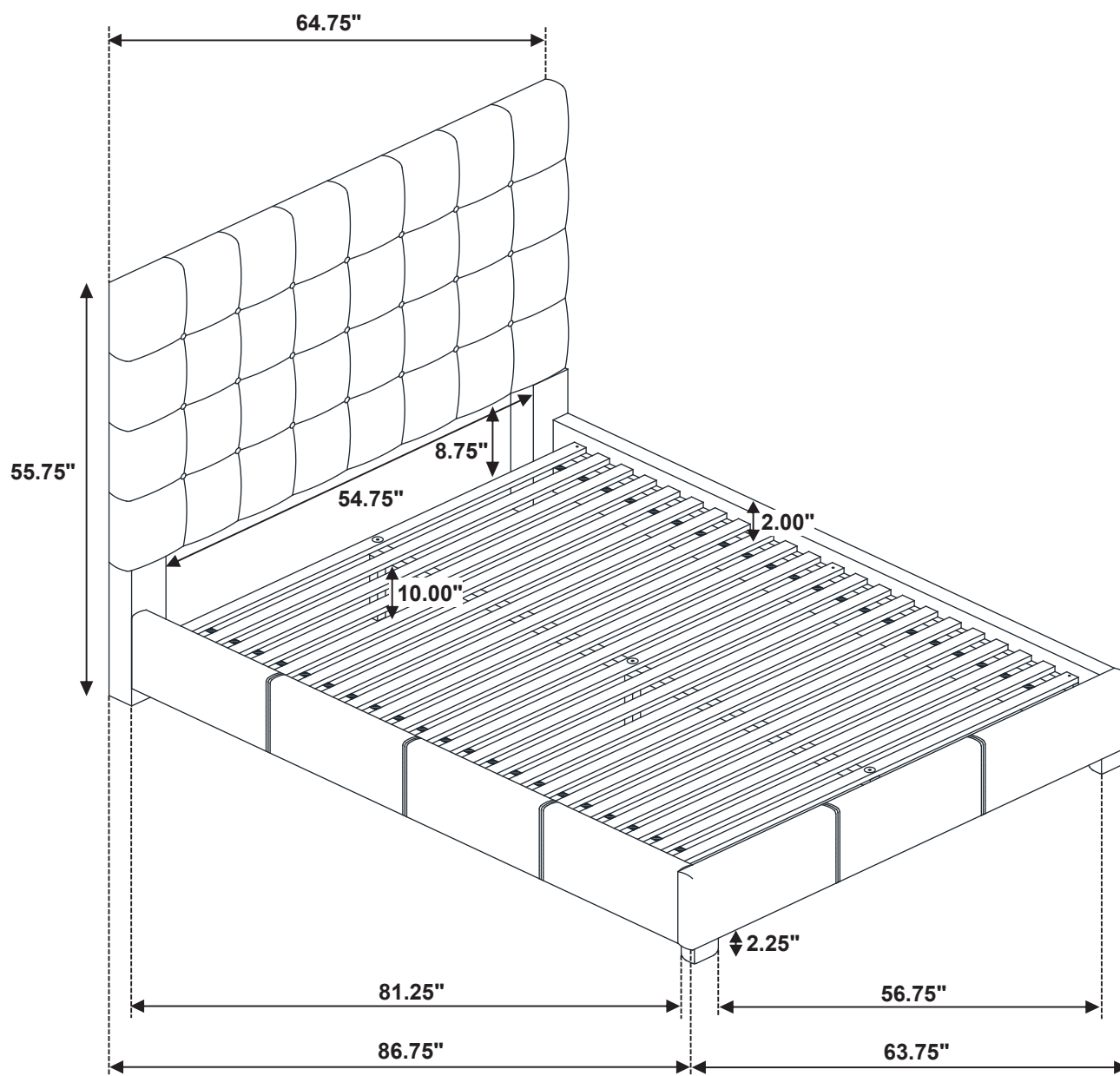
COMPLETE



ITEM: **315911BLKQ(B1&B2)**



Inner size: 60.75"W X 80.00"D



Note : Dimension tolerance $\pm 5\%$