

## ASSEMBLY INSTRUCTIONS COASTER FINE FURNITURE



*Fine Furniture for every stage of life*

**315911TANQ(B1&B2)**  
**Queen Bed**

# ITEM: 315911TANQ(B1&B2)



## ASSEMBLY INSTRUCTIONS

### ASSEMBLY TIPS:

1. Remove hardware from box and sort by size.
2. Please check to see that all hardware and parts are present prior to start of assembly.
3. Please follow attached instructions in the same sequence as numbered to assure fast & easy assembly.



### WARNING!

1. Don't attempt to repair or modify parts that are broken or defective. Please contact the store immediately.
2. This product is for home use only and not intended for commercial establishments.



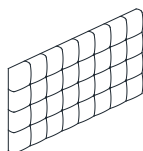
ASSEMBLY TIME

20 MINUTES

## PARTS IDENTIFICATION

### B1 (BOX 1)

A HEADBOARD PANEL



1PC

B LEFT HEADBOARD LEG (WITH "L" LABEL)




1PC

C RIGHT HEADBOARD LEG (WITH "R" LABEL)



1PC

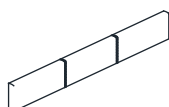
D ROLL SLAT (23PCS)



1SET

### B2 (BOX 2)

E FOOTBOARD PANEL



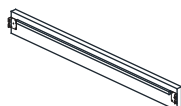
1PC

F FOOTBOARD LEG



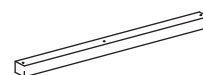
2PCS

G BED RAIL



2PCS

H CENTER RAIL



1PC

I CENTER RAIL SUPPORT WITH LEVELER



3PCS

### NOTE:

Phillips head screw driver is required in the assembly process; however, manufacturer does not provided this item.

# ITEM: 315911TANQ(B1&B2)



## ASSEMBLY INSTRUCTIONS

### ASSEMBLY TIPS:

1. Remove hardware from box and sort by size.
2. Please check to see that all hardware and parts are present prior to start of assembly.
3. Please follow attached instructions in the same sequence as numbered to assure fast & easy assembly.



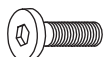
### WARNING!

1. Don't attempt to repair or modify parts that are broken or defective. Please contact the store immediately.
2. This product is for home use only and not intended for commercial establishments.

## HARDWARE IDENTIFICATION


### Z-B2 (BOX 2) - HARDWARE PACK IS LOCATED IN 315911TANQ (B2)

1 SHORT BOLT  
(M8 x 20MM - RBW)



8PCS

2 LONG BOLT  
(M6 x 50MM - RBW)



8PCS

3 LOCK WASHER  
(1/4" x 12 Ø - RBW)



6PCS

4 FLAT WASHER  
(1/4" x 19 Ø - RBW)



6PCS

5 WOOD DOWEL  
(M8Ø x 30MM)



2PCS

6 FLAT HEAD SCREW  
(M4 x 32MM - RBW)



6PCS

7 SMALL ALLEN WRENCH  
(M4 x 100MM - BLK)



1PC

8 BIG ALLEN WRENCH  
(M5 x 65MM - BLK)



1PC

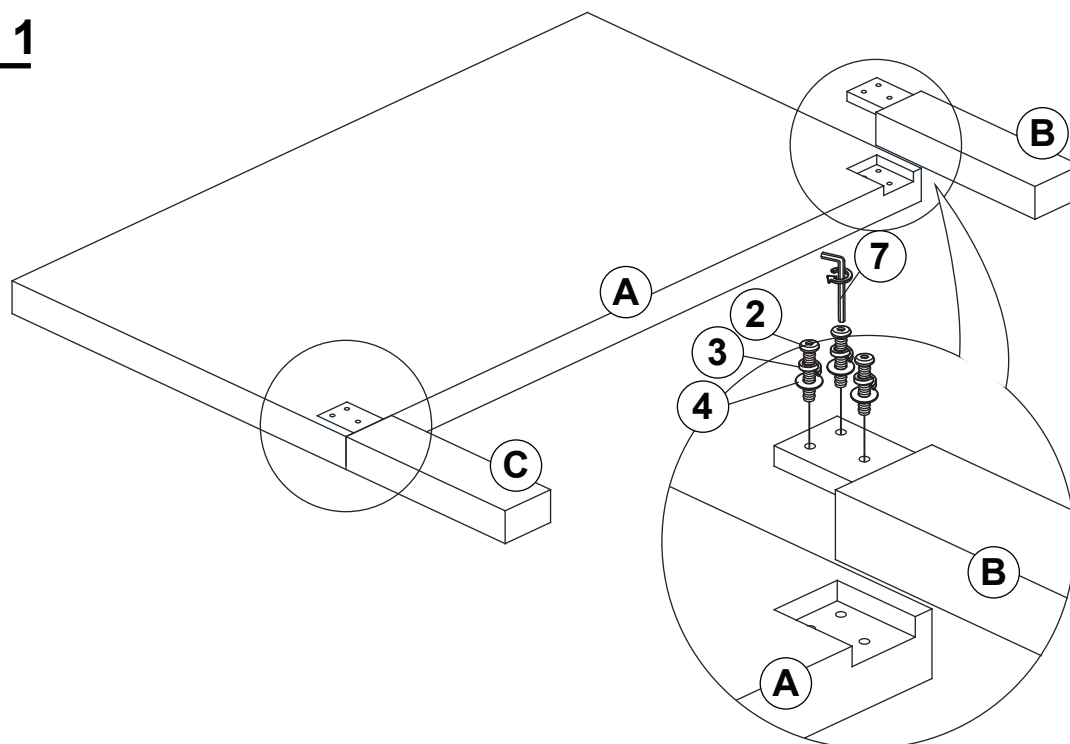
### NOTE:

Phillips head screw driver is required in the assembly process; however, manufacturer does not provided this item.

# ITEM: 315911TANQ(B1&B2)

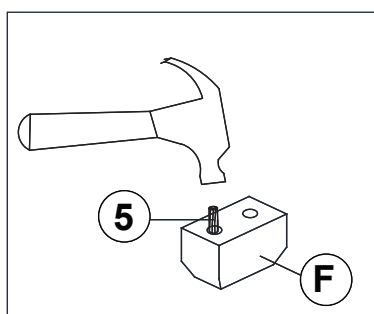
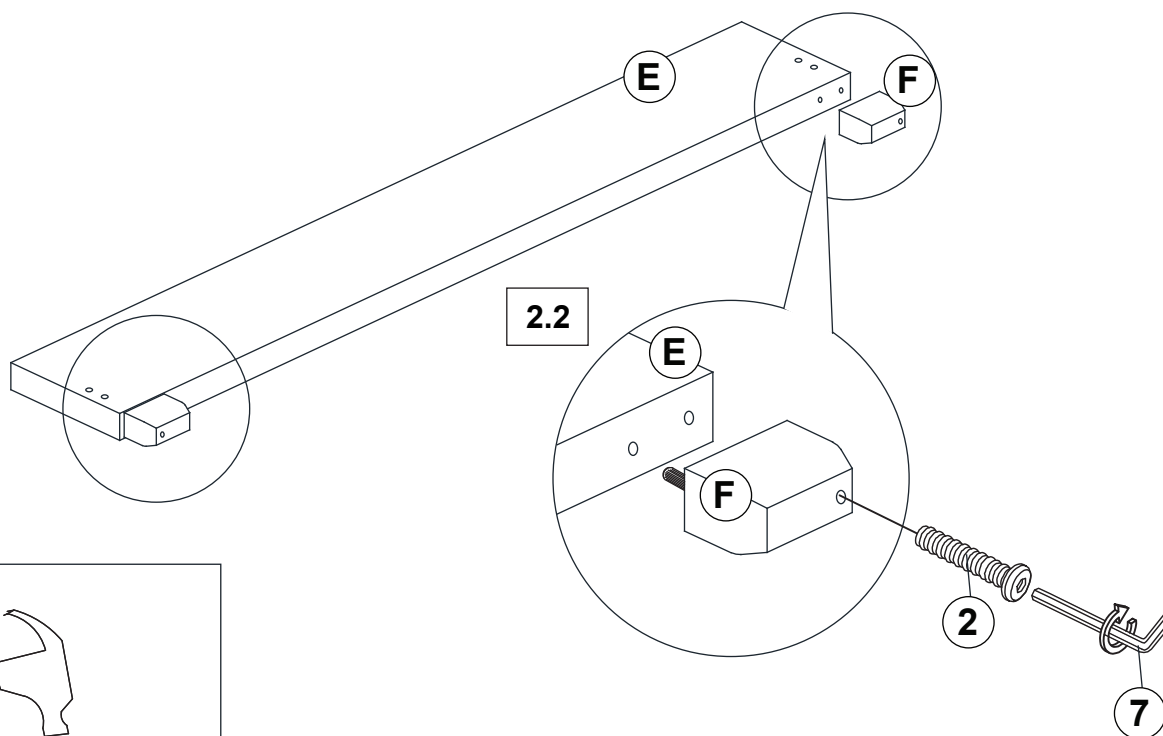
## ASSEMBLY INSTRUCTIONS

### STEP 1



**\*BACK VIEW**

### STEP 2

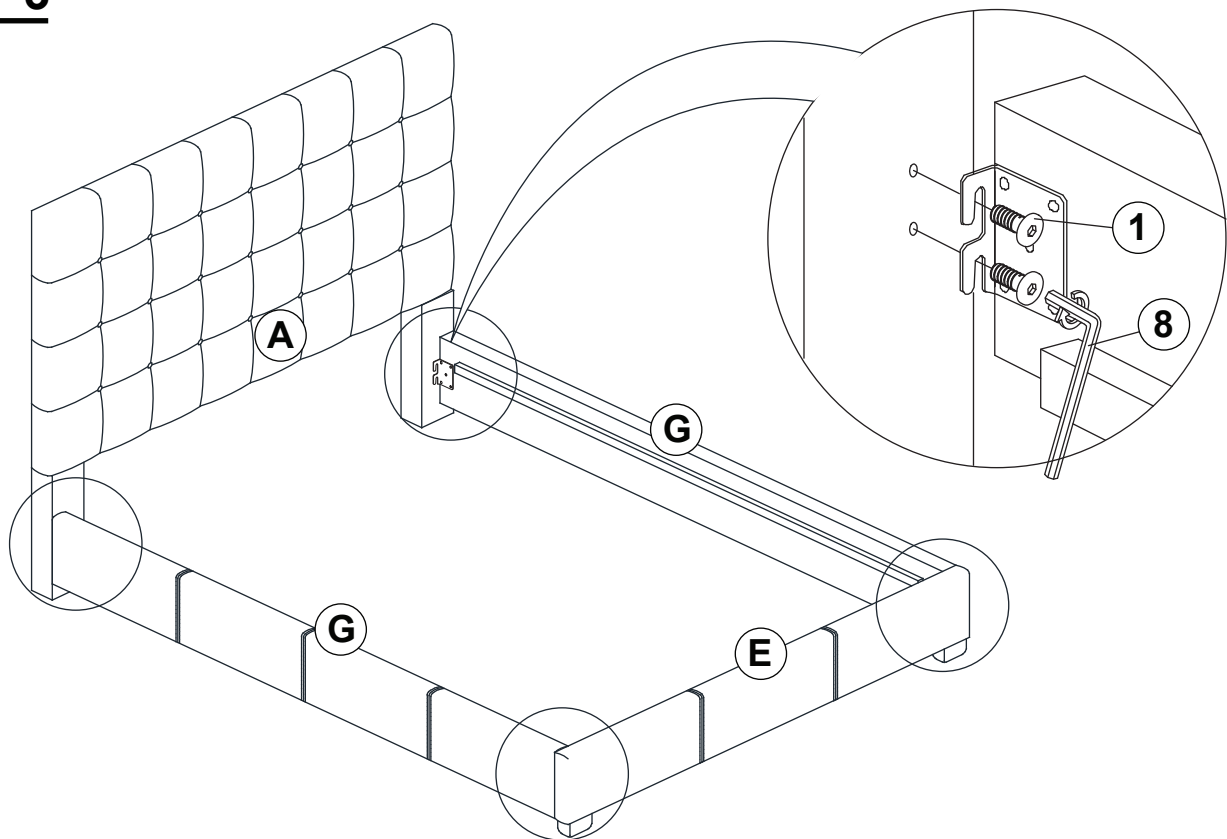


ITEM: **315911TANQ(B1&B2)**

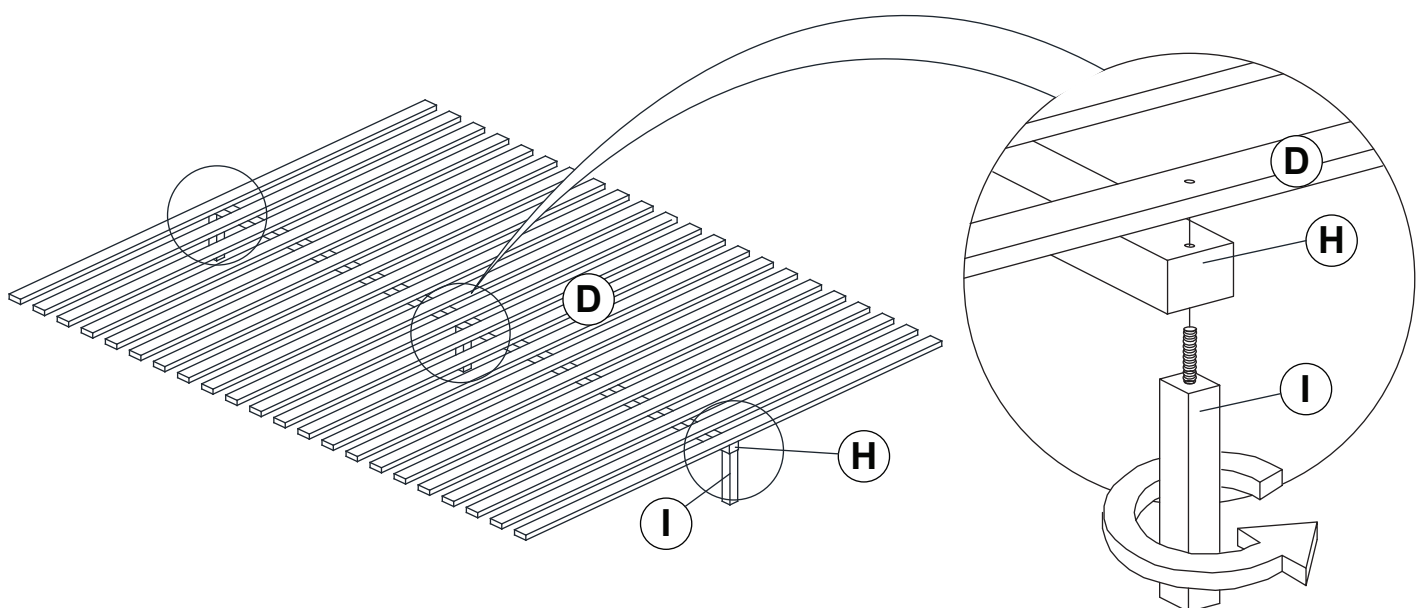


## ASSEMBLY INSTRUCTIONS

### STEP 3



### STEP 4

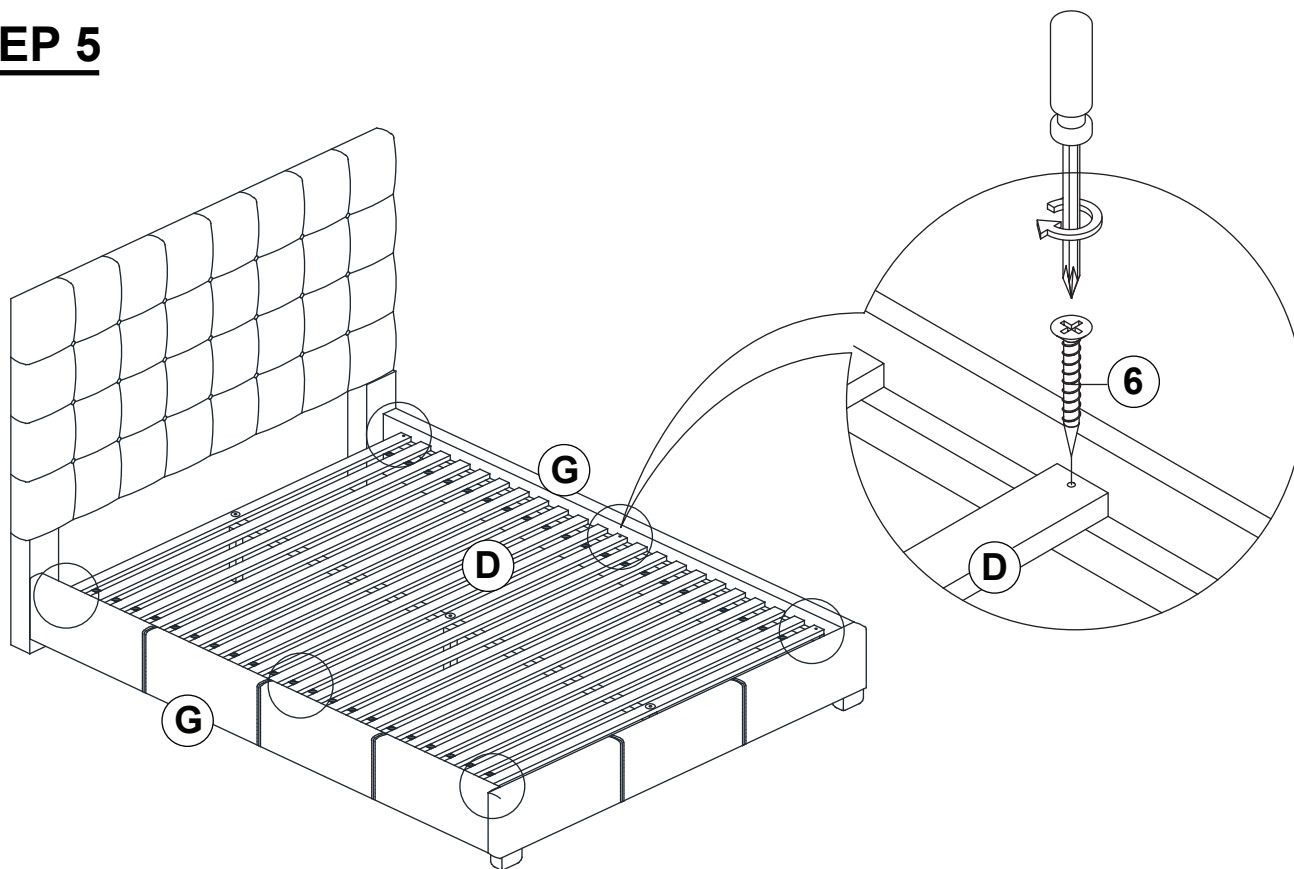


ITEM: **315911TANQ(B1&B2)**



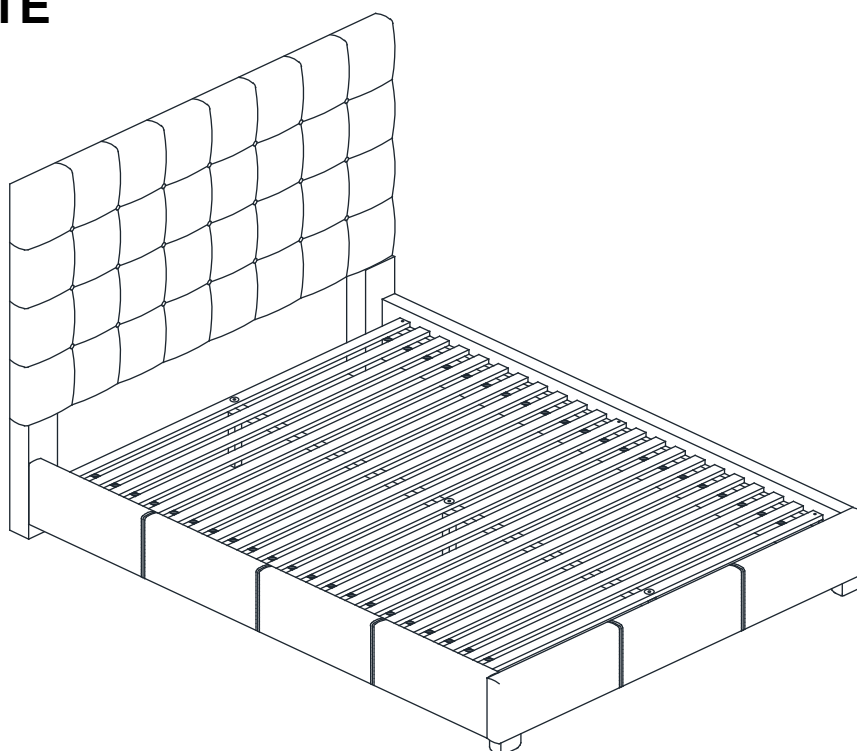
## ASSEMBLY INSTRUCTIONS

### STEP 5



### STEP 6

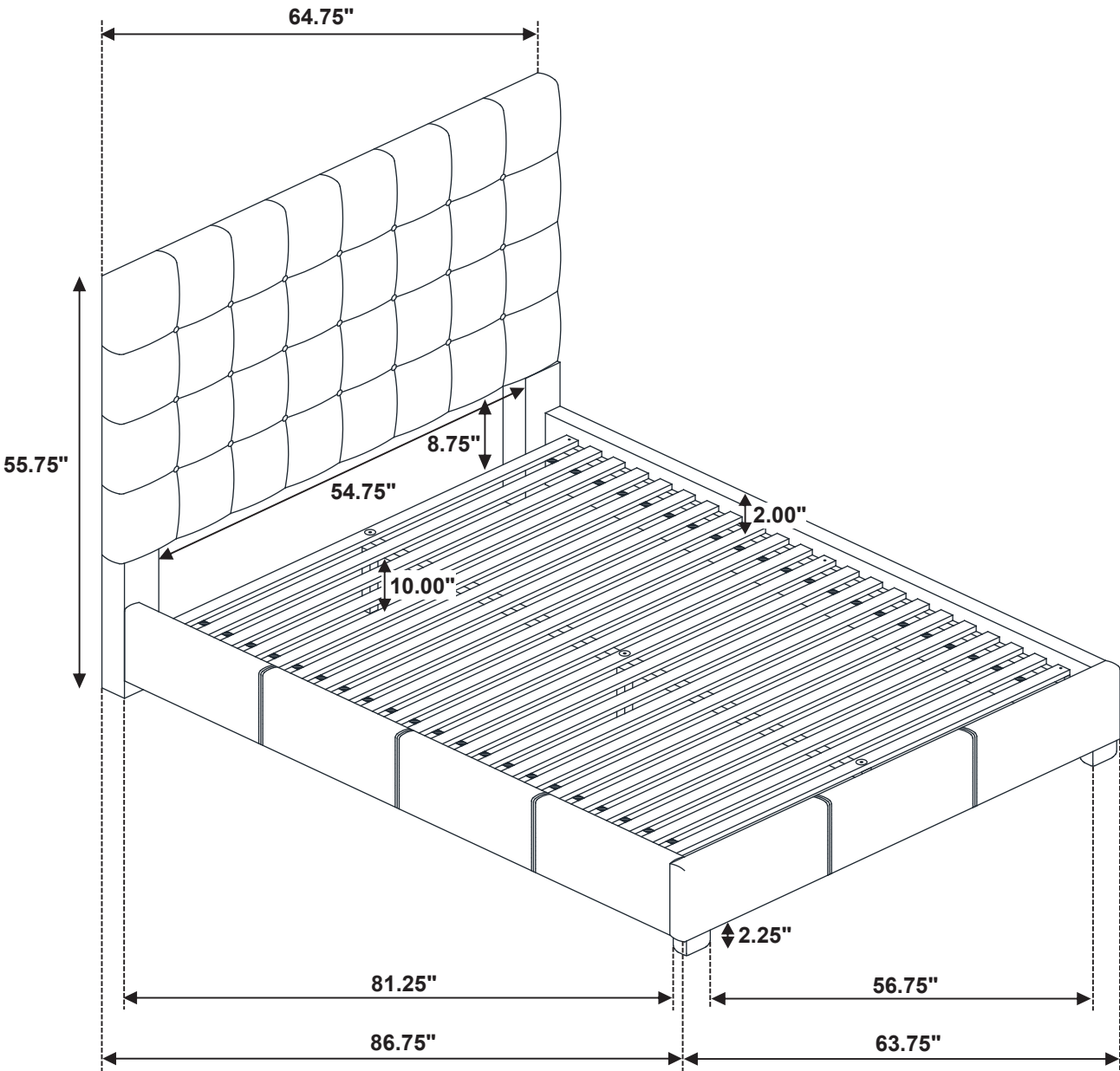
### COMPLETE



ITEM: **315911TANQ(B1&B2)**



Inner size: 60.75"W X 80.00"D



Note : Dimension tolerance  $\pm 5\%$